

US00D547403S

(12) **United States Design Patent**
Serrano et al.

(10) **Patent No.:** **US D547,403 S**
(45) **Date of Patent:** **** Jul. 24, 2007**

(54) **GOLF PUTTER HEAD**

(75) Inventors: **Anthony D. Serrano**, Anthem, AZ
(US); **David D. Jones**, Glendale, AZ
(US)

(73) Assignee: **Karsten Manufacturing Corporation**,
Phoenix, AZ (US)

(**) Term: **14 Years**

(21) Appl. No.: **29/263,747**

(22) Filed: **Jul. 28, 2006**

(51) **LOC (8) Cl.** **21-02**

(52) **U.S. Cl.** **D21/736**

(58) **Field of Classification Search** D21/736-746;
473/324-331, 340-341, 251-256
See application file for complete search history.

(56) **References Cited**

U.S. PATENT DOCUMENTS

D207,227 S *	3/1967	Solheim	D21/739
D474,821 S	5/2003	Wells		
D486,872 S	2/2004	Schweigert		
D500,109 S *	12/2004	Solheim et al.	D21/736
D500,110 S	12/2004	Solheim		
6,960,140 B2 *	11/2005	Solheim et al.	473/251
D513,050 S *	12/2005	Grimaldo	D21/743
D522,598 S *	6/2006	Solheim et al.	D21/742
D524,887 S *	7/2006	Jones et al.	D21/736
D525,327 S	7/2006	Jones		
D525,328 S	7/2006	Solheim		

D525,329 S	7/2006	Jones		
D527,777 S *	9/2006	Solheim et al.	D21/736
D532,842 S *	11/2006	Jones et al.	D21/736
D532,843 S *	11/2006	Jones et al.	D21/736

* cited by examiner

Primary Examiner—Mitchell Siegel
(74) *Attorney, Agent, or Firm*—Darrell F. Marquette

(57) **CLAIM**

The ornamental design for a golf putter head, as shown and described.

DESCRIPTION

FIG. 1 is a perspective view of a golf putter head showing our new design;

FIG. 2 is a front elevational view of the golf putter head shown in FIG. 1;

FIG. 3 is a rear elevational view of the golf putter head shown in FIG. 1;

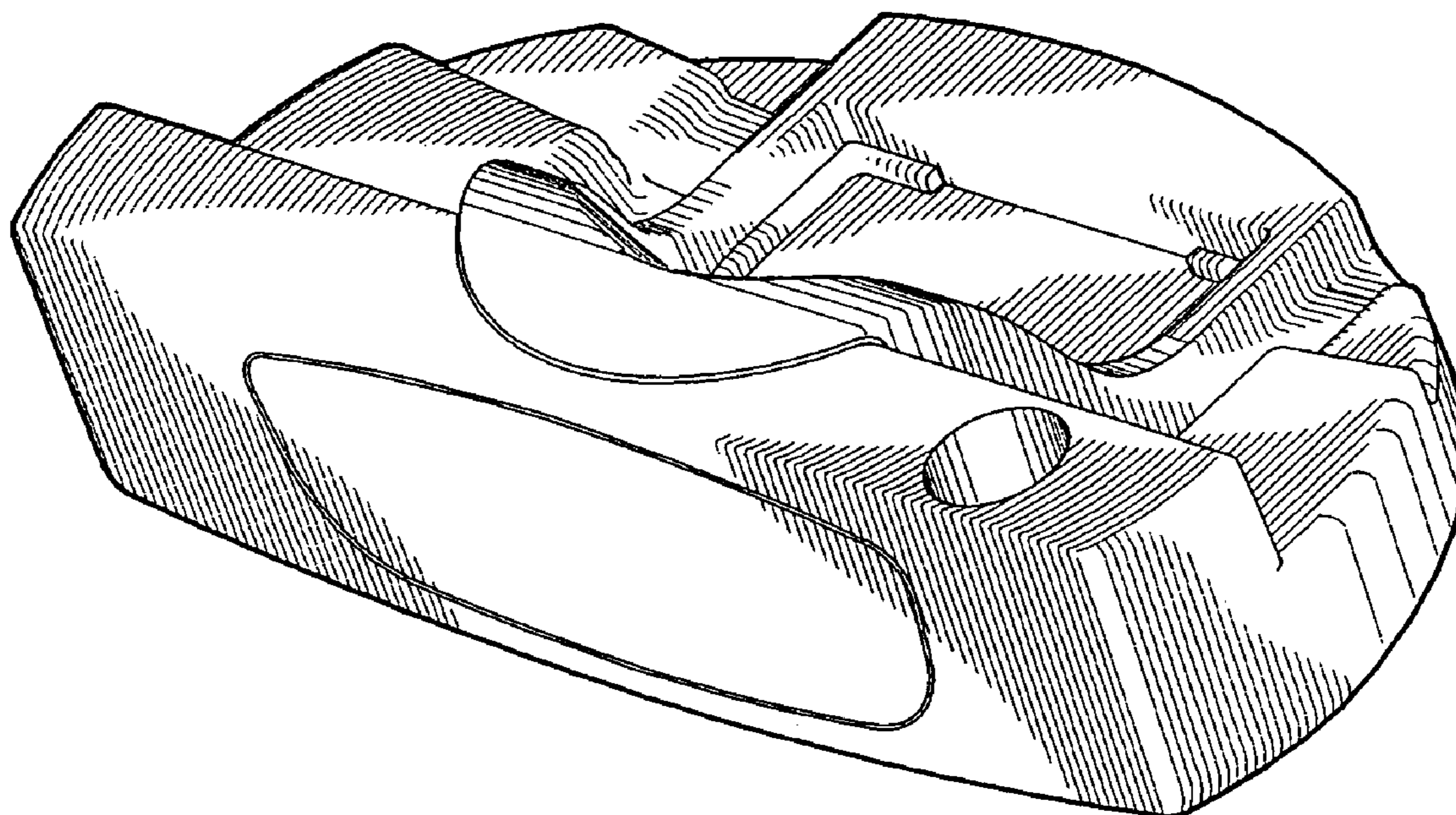
FIG. 4 is a top plan view of the golf putter head shown in FIG. 1;

FIG. 5 is a bottom view of the golf putter head shown in FIG. 1;

FIG. 6 is a toe end view of the golf putter head shown in FIG. 1 taken from the right in FIG. 3; and,

FIG. 7 is a heel end view of the golf putter head shown in FIG. 1 taken from the left in FIG. 3.

1 Claim, 3 Drawing Sheets



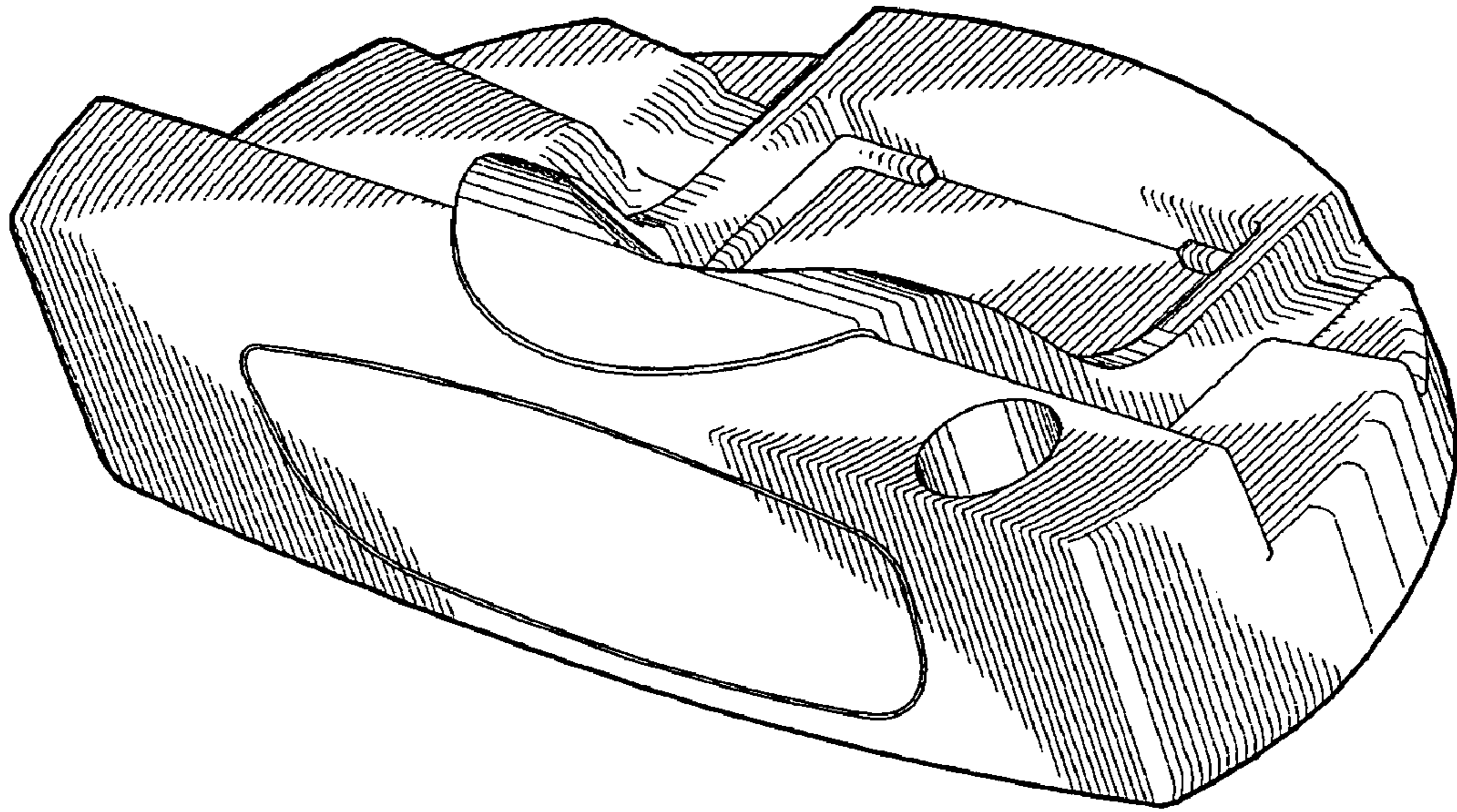


FIG. 1

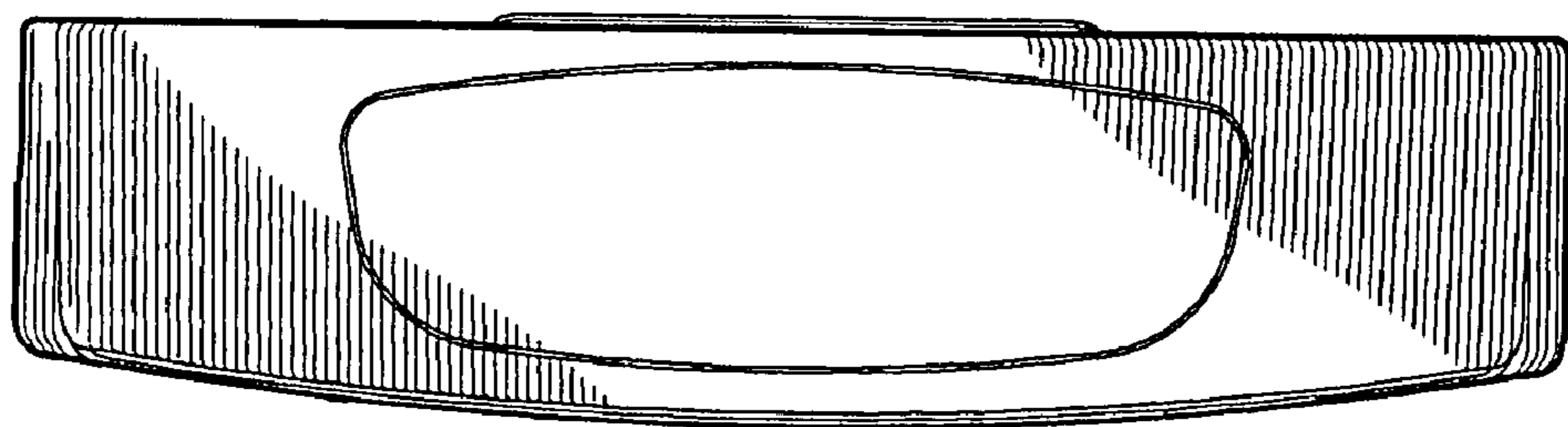


FIG. 2




FIG. 3




FIG. 4

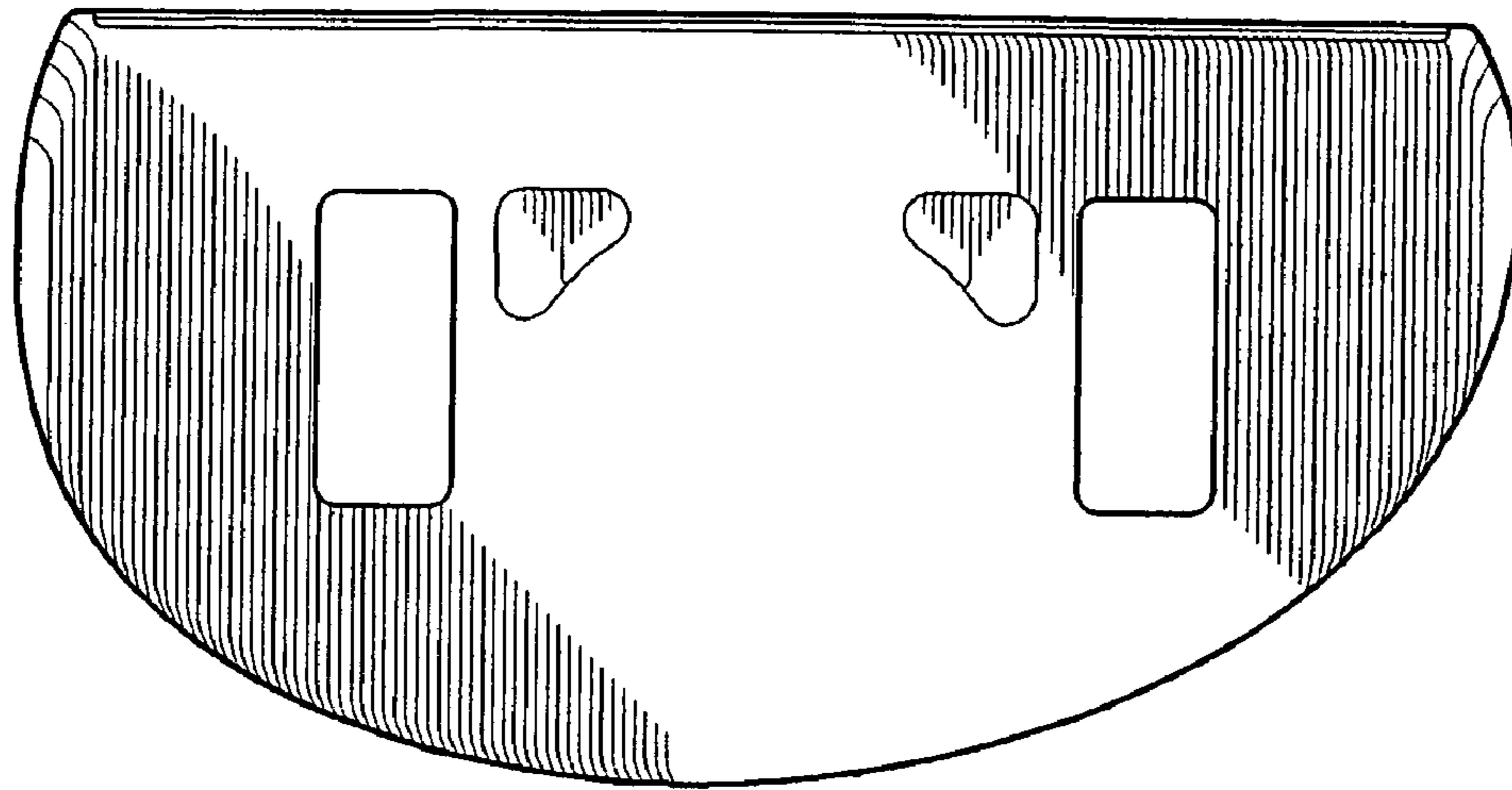


FIG. 5

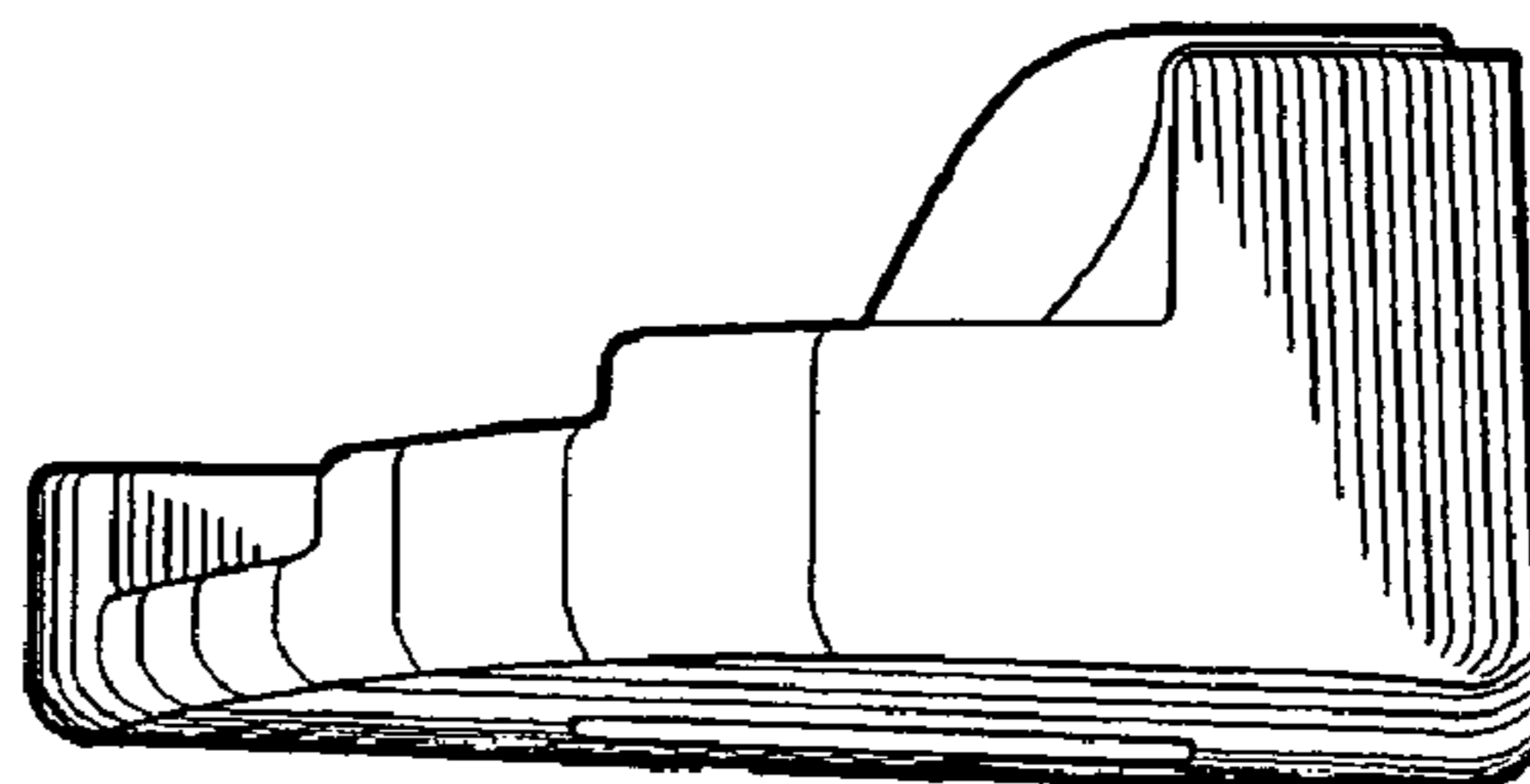


FIG. 6

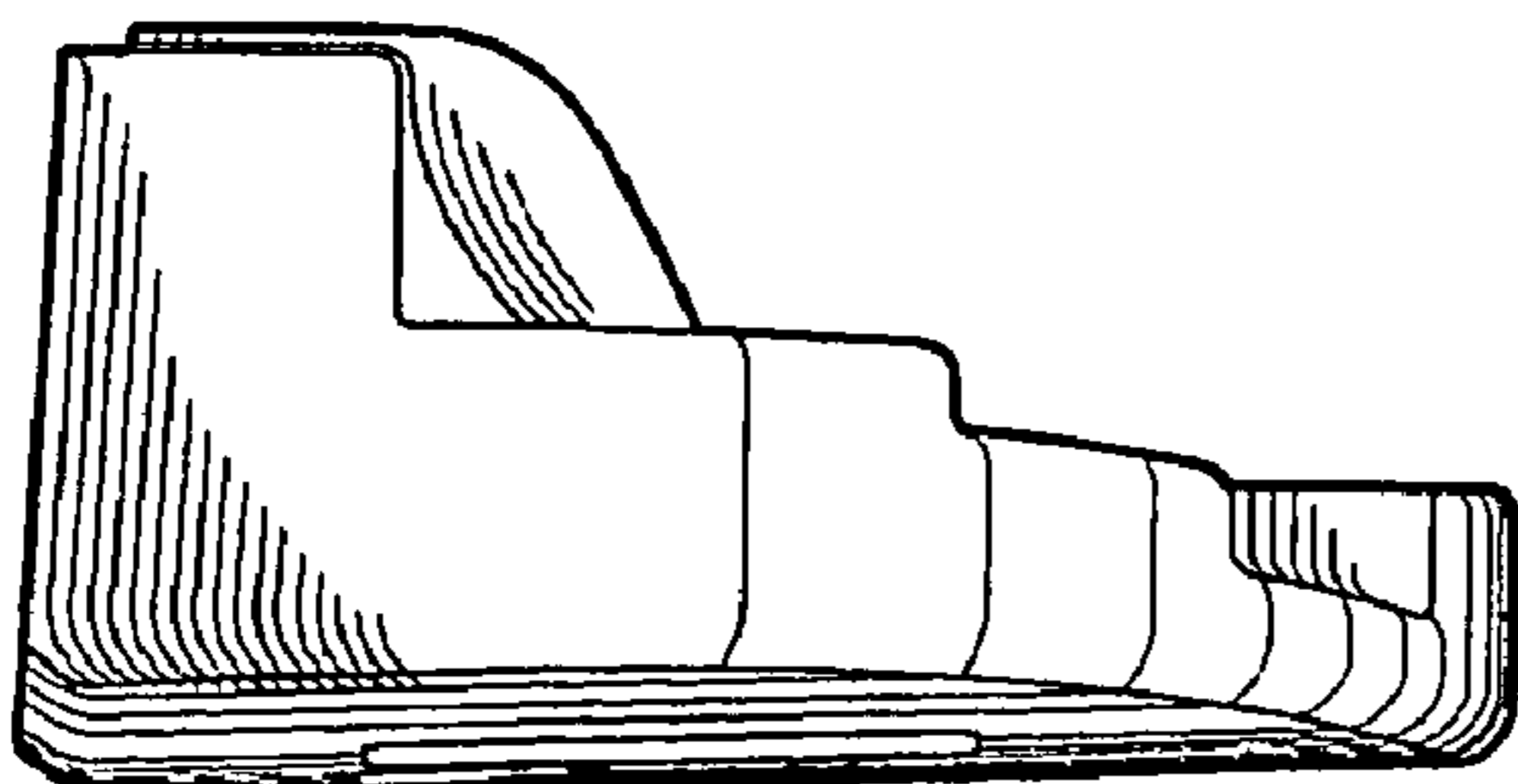


FIG. 7