

US00D547402S

(12) **United States Design Patent**  
**Flaum et al.**

(10) **Patent No.:** **US D547,402 S**

(45) **Date of Patent:** **\*\* Jul. 24, 2007**

(54) **HOCKEY BLADE**

(75) Inventors: **Richard V. Flaum**, Birmingham, MI  
(US); **Brian L. Klanow**, Ortonville, MI  
(US)

(73) Assignee: **Black Beauty Custom Sticks, LLC**,  
Clawson, MI (US)

(\*\*) Term: **14 Years**

(21) Appl. No.: **29/255,108**

(22) Filed: **Mar. 3, 2006**

**Related U.S. Application Data**

(63) Continuation of application No. 29/185,853, filed on  
Jul. 3, 2003, now abandoned.

(51) **LOC (8) Cl.** ..... **21-02**

(52) **U.S. Cl.** ..... **D21/727**

(58) **Field of Classification Search** ..... D21/727;  
473/560-563

See application file for complete search history.

(56) **References Cited**

**U.S. PATENT DOCUMENTS**

2,504,242	A *	4/1950	Yerger	.....	473/562
D237,636	S *	11/1975	Leclare	.....	D21/727
D241,758	S *	10/1976	Matilainen	.....	D21/727
4,059,269	A *	11/1977	Tiitola	.....	473/561
4,664,379	A *	5/1987	Melby	.....	473/563
D329,888	S *	9/1992	Christian	.....	D21/727
D344,559	S *	2/1994	Ilacqua et al.	.....	D21/727
5,582,405	A *	12/1996	Montgomery	.....	473/563
D380,243	S *	6/1997	Neufeld	.....	D21/753
5,676,608	A *	10/1997	Christian et al.	.....	473/563

5,685,792	A *	11/1997	Ruoff	.....	473/563
D390,102	S *	2/1998	Drew	.....	D9/307
5,865,696	A *	2/1999	Calapp et al.	.....	473/561
D421,079	S *	2/2000	Ryu	.....	D21/727
6,033,326	A *	3/2000	Lee	.....	473/560
D435,614	S *	12/2000	Illiano	.....	D21/727
D471,939	S *	3/2003	King	.....	D21/727
D472,286	S *	3/2003	King	.....	D21/727
D484,555	S *	12/2003	Bellefleur et al.	.....	D21/727

\* cited by examiner

*Primary Examiner*—Mitchell Siegel

(74) *Attorney, Agent, or Firm*—Butzel Long

(57) **CLAIM**

The ornamental design for a hockey blade, as shown.

**DESCRIPTION**

FIG. 1 shows a perspective view of a hockey blade incorporating our design.

FIG. 2 shows a front view of the hockey blade shown in FIG. 1.

FIG. 3 shows a rear view of the hockey blade shown in FIG. 1.

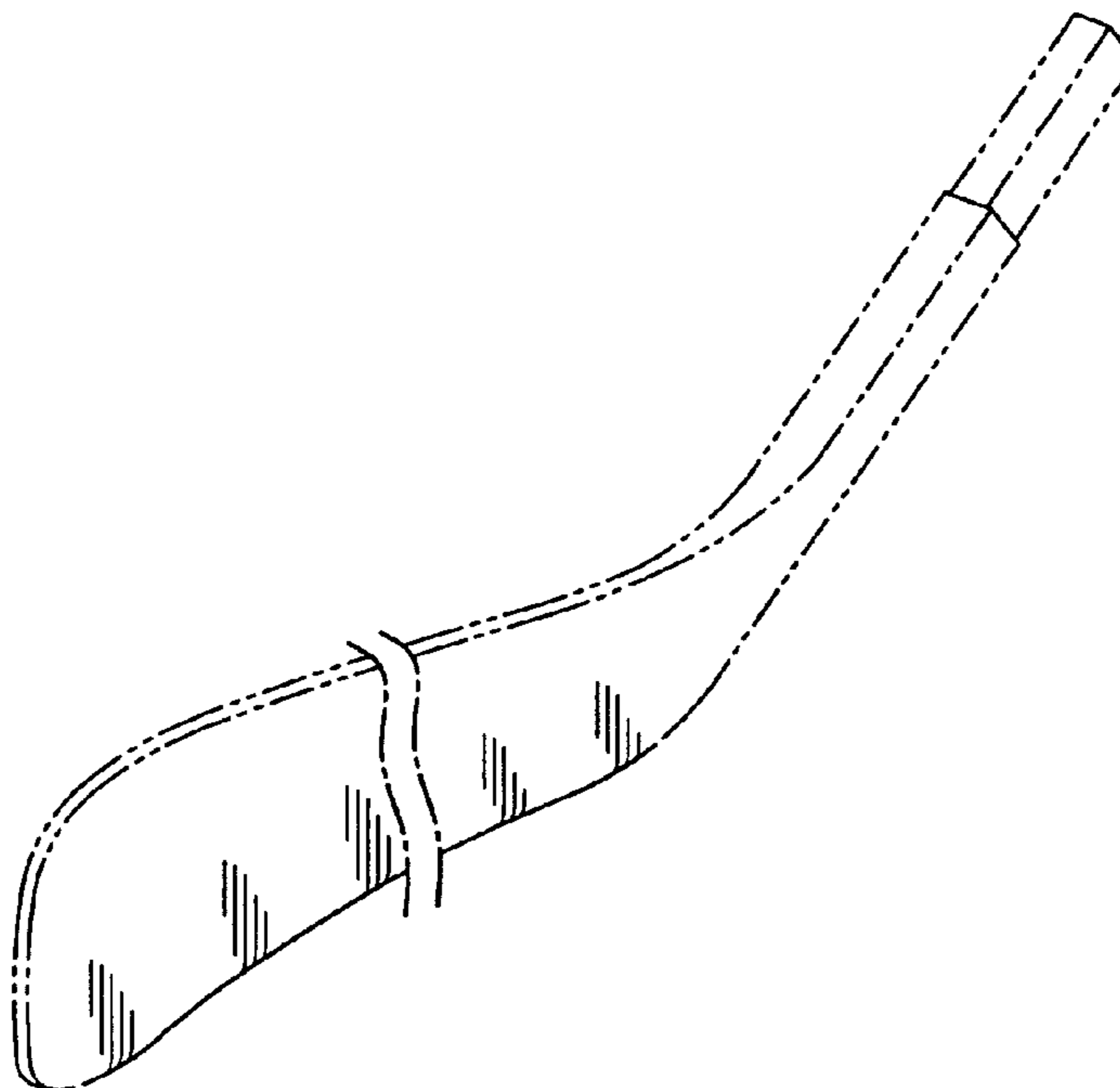
FIG. 4 shows a top view of the hockey blade shown in FIG. 1.

FIG. 5 shows a bottom view of the hockey blade shown in FIG. 1.

FIG. 6 is a side view of the hockey blade shown in FIG. 1; and,

FIG. 7 is another side view of a hockey blade incorporating our design.

**1 Claim, 2 Drawing Sheets**



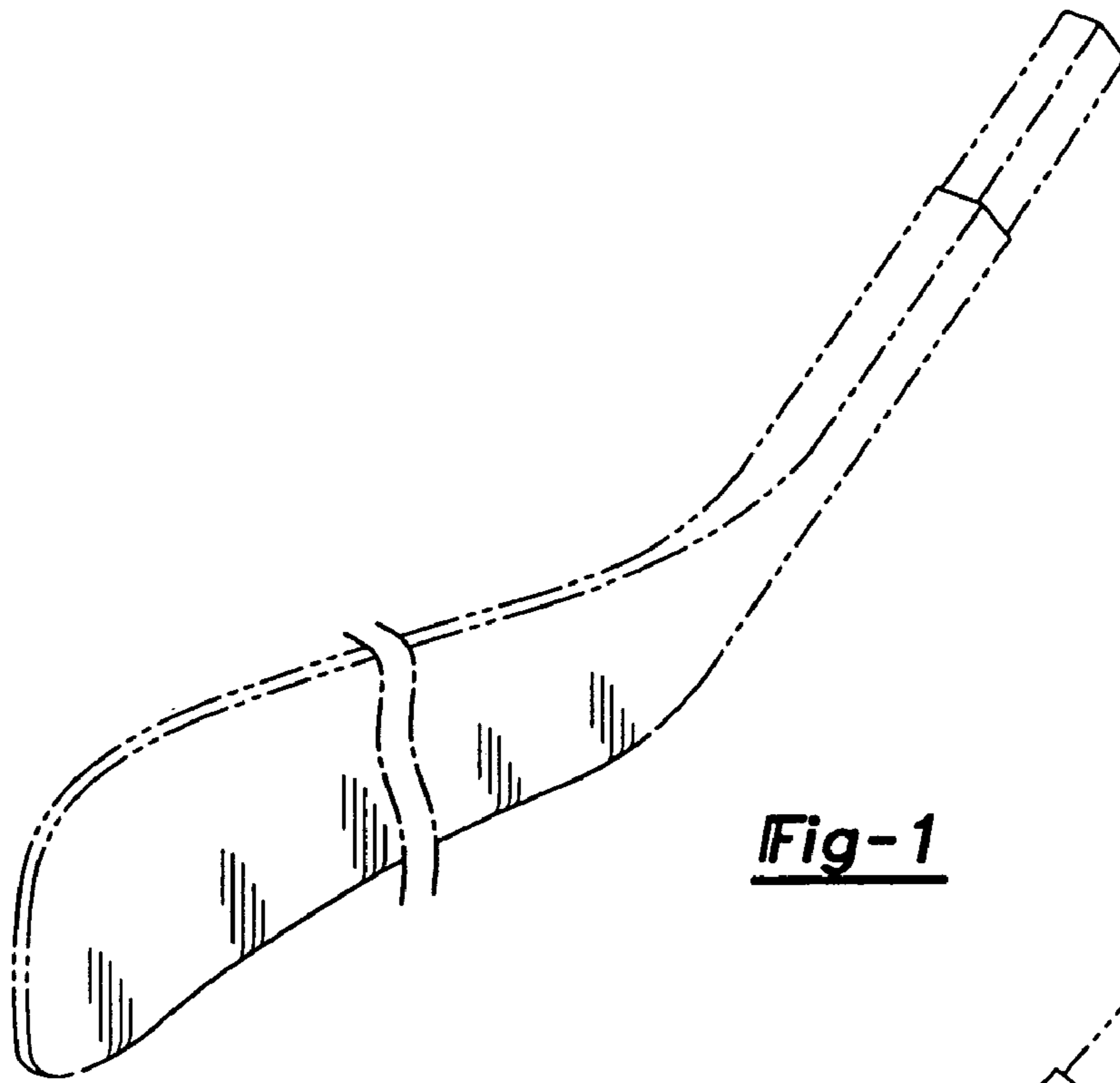


Fig-1

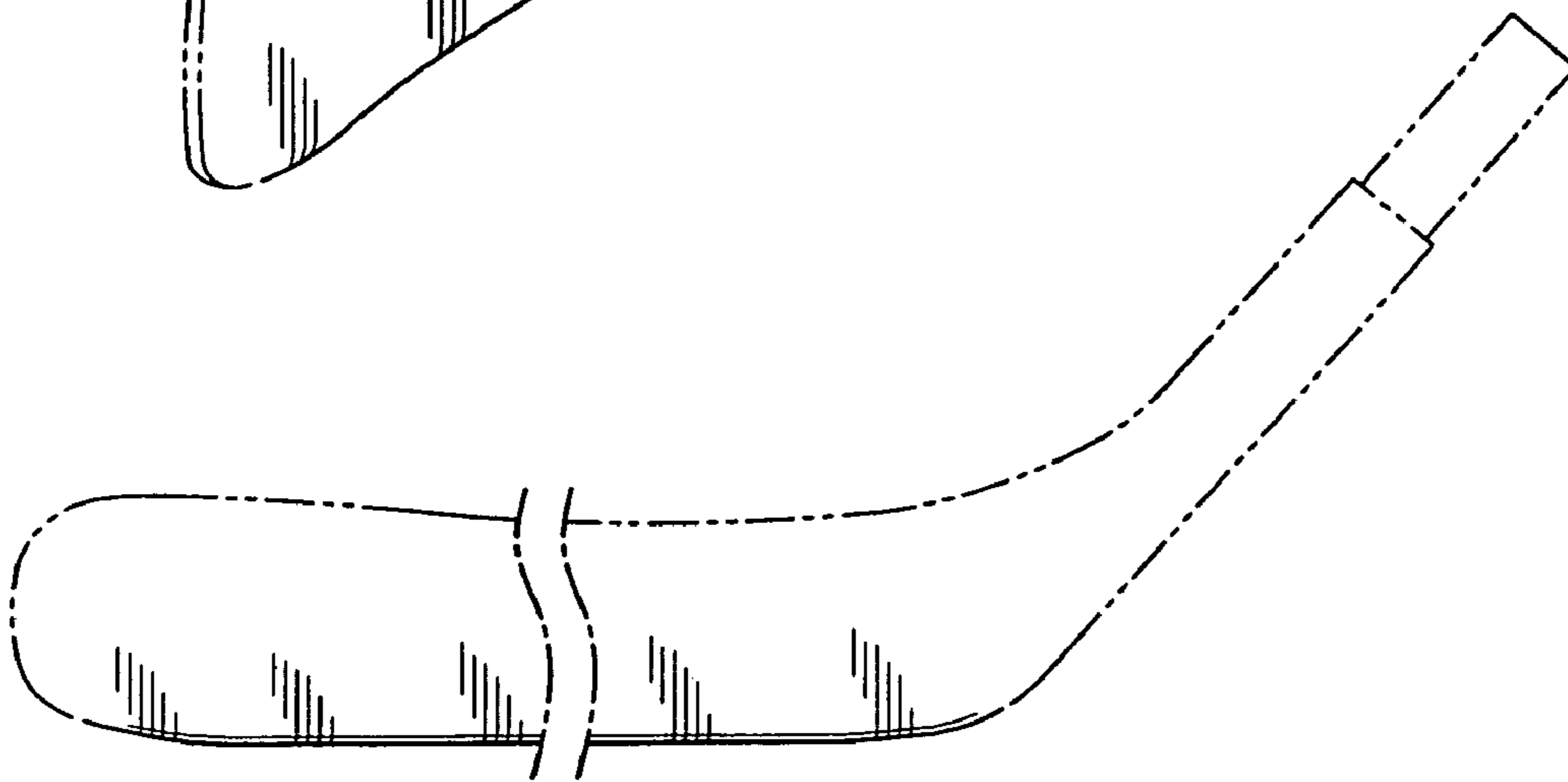


Fig-2

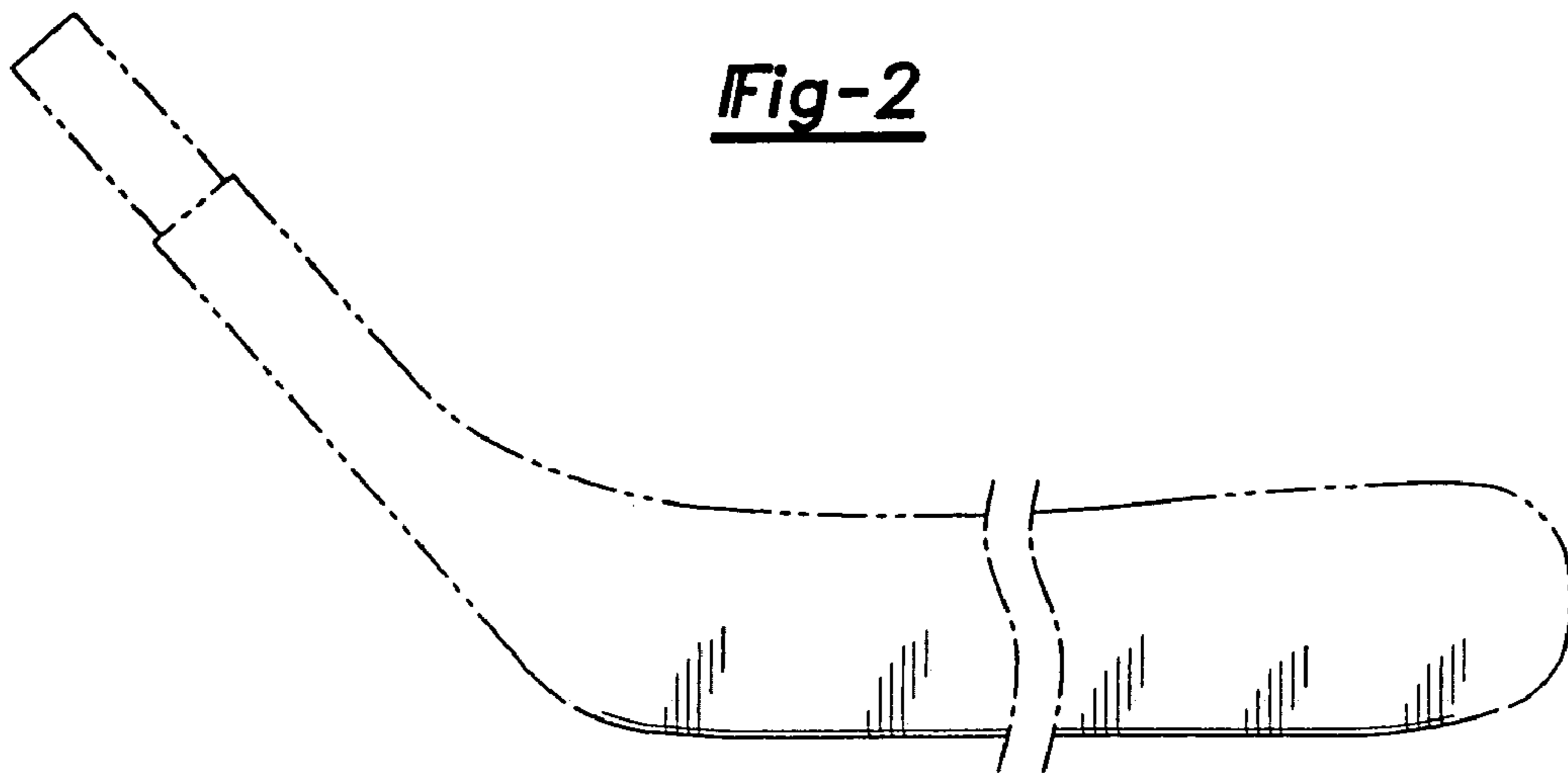


Fig-3




Fig-4




Fig-5




Fig-6



Fig-7