



US00D547387S

(12) **United States Design Patent**
Maguire et al.

(10) **Patent No.:** **US D547,387 S**

(45) **Date of Patent:** **** Jul. 24, 2007**

(54) **ELECTRONIC POKER TABLE**

2006/0189365 A1* 8/2006 Crawford et al. 463/13

(75) Inventors: **Paul Maguire**, Thornton, PA (US);
Brian D. Haveson, Surf City, NJ (US)

* cited by examiner

Primary Examiner—Sandra L. Morris

(73) Assignee: **Pokermatic, Inc.**, Aston, PA (US)

(74) *Attorney, Agent, or Firm*—Technology, Patents & Licensing, Inc.

(**) Term: **14 Years**

(57) **CLAIM**

(21) Appl. No.: **29/256,125**

The ornamental design for an electronic poker table, as shown and described.

(22) Filed: **Mar. 16, 2006**

(51) **LOC (8) Cl.** **21-03**

(52) **U.S. Cl.** **D21/369; D21/329**

(58) **Field of Classification Search** D21/327–329,
D21/369–371, 396–397; 273/138.1, 236–238,
273/292, 148 R, 309; 463/11–13, 25–26,
463/46–47

See application file for complete search history.

DESCRIPTION

FIG. 1 is a perspective view of an electronic poker table in accordance with our new design;

FIG. 2 is a top plan view thereof;

FIG. 3 is a front elevational view thereof, a rear elevational view thereof being identical;

FIG. 4 is a left side elevational view thereof, a right side elevational view thereof being identical;

FIG. 5 is a front perspective view thereof, a rear perspective view thereof being identical; and,


FIG. 6 is a left side perspective view thereof, right side perspective view thereof being identical.

(56) **References Cited**

U.S. PATENT DOCUMENTS

D396,067 S *	7/1998	Uehara	D21/369
D429,769 S *	8/2000	Luciano et al.	D21/333
D429,770 S *	8/2000	Luciano et al.	D21/369
D458,310 S *	6/2002	Lynch	D21/369
D520,068 S *	5/2006	Hirato et al.	D21/327
D521,074 S *	5/2006	Hirato et al.	D21/327

1 Claim, 6 Drawing Sheets






FIG. 1

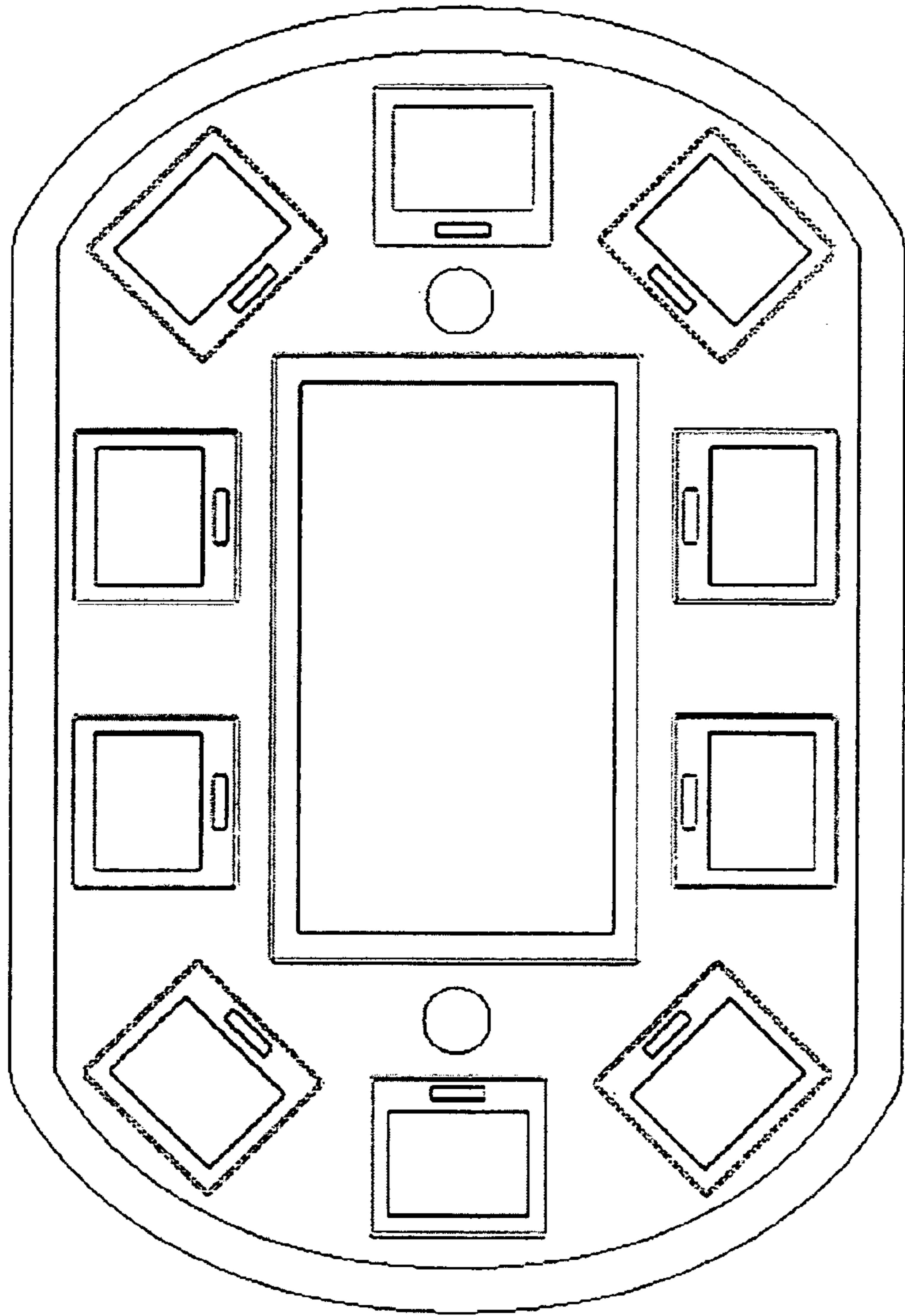


FIG. 2

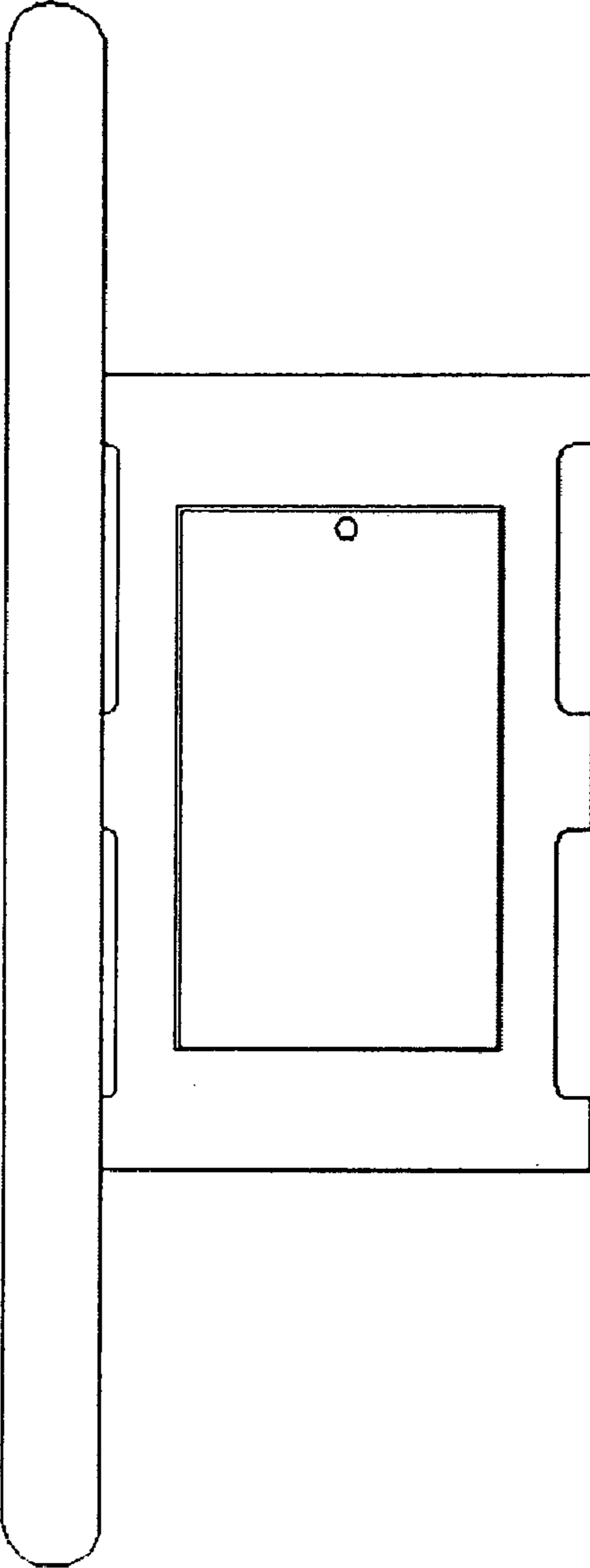


FIG. 3

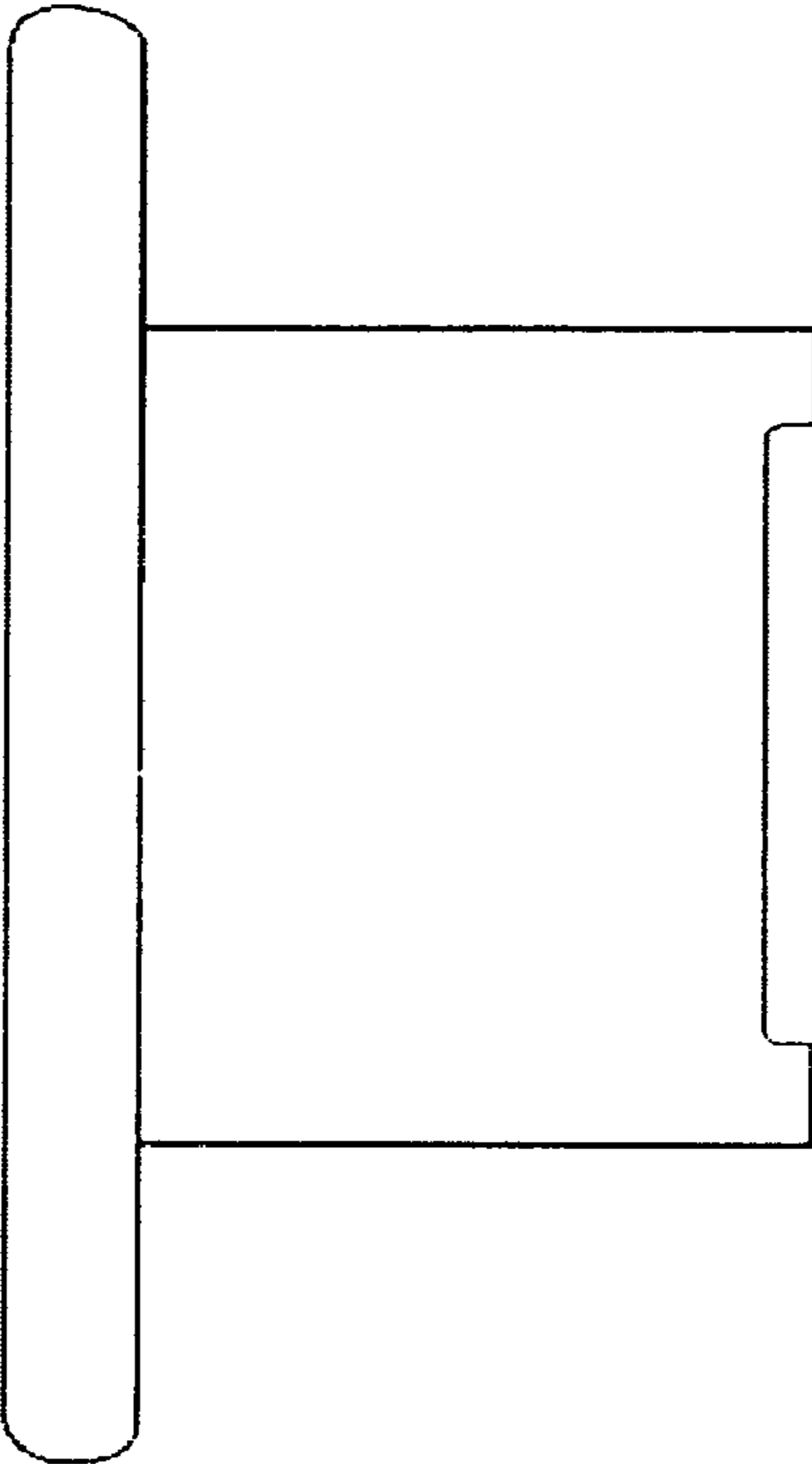


FIG. 4




FIG. 5

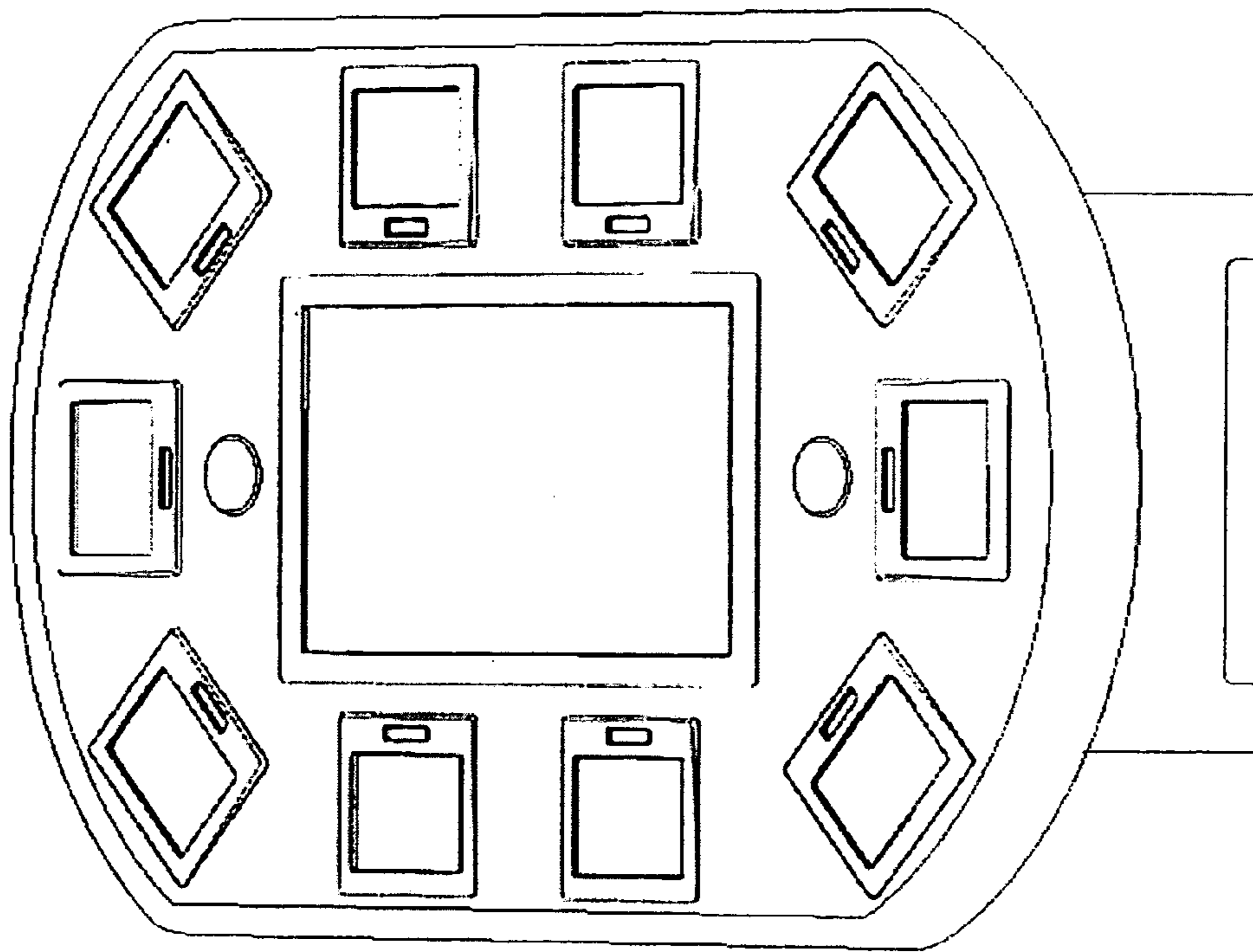


FIG. 6