

US00D547381S

(12) **United States Design Patent**  
**Hollands**

(10) **Patent No.:** **US D547,381 S**

(45) **Date of Patent:** **\*\* Jul. 24, 2007**

(54) **NUMBER PLATE**

(75) **Inventor:** **Darryl Hollands, Wacol (AU)**

(73) **Assignee:** **Licensys Pty Ltd, Wacol, Queensland (AU)**

(\*\*) **Term:** **14 Years**

(21) **Appl. No.:** **29/229,139**

(22) **Filed:** **May 3, 2005**

(51) **LOC (8) Cl.** ..... **20-03**

(52) **U.S. Cl.** ..... **D20/13**

(58) **Field of Classification Search** ..... D20/10,  
D20/11, 13, 15, 17, 22, 27, 40, 42, 43, 99;  
D8/354; D12/193, 400; D19/89, 90; 40/124.01,  
40/200, 206, 209, 210, 591, 592, 593, 643;  
428/179, 914

See application file for complete search history.

(56) **References Cited**

**U.S. PATENT DOCUMENTS**

809,698	A *	1/1906	Kelley	.....	359/839
1,153,278	A *	9/1915	Ward et al.	.....	40/202
1,536,414	A *	5/1925	Watts	.....	40/209
1,699,311	A *	1/1929	Randall	.....	40/210
1,985,227	A *	12/1934	Bland	.....	40/200
3,186,665	A *	6/1965	Cole et al.	.....	248/475.1
4,924,611	A *	5/1990	Shaw	.....	40/210
5,149,571	A *	9/1992	Croell	.....	428/41.7
D370,450	S *	6/1996	Doan	.....	D12/193
D382,241	S *	8/1997	Moureaux	.....	D12/193
5,783,265	A *	7/1998	Parkander	.....	428/13
D412,876	S *	8/1999	Crecelius	.....	D12/193

D415,987	S *	11/1999	Romero	.....	D12/193
D426,580	S *	6/2000	Gall	.....	D20/13
6,561,657	B1 *	5/2003	Schofield	.....	359/838
6,848,204	B1 *	2/2005	Nowak	.....	40/209
6,896,520	B2 *	5/2005	Swartz	.....	434/81
6,900,792	B2 *	5/2005	Sun et al.	.....	345/156

\* cited by examiner

*Primary Examiner*—Robert M. Spear

(74) *Attorney, Agent, or Firm*—Renner, Otto, Boisselle & Sklar, LLP

(57) **CLAIM**

The ornamental design for a number plate, as shown and described.

**DESCRIPTION**

FIG. 1 is a perspective view of a number plate showing my new design.

FIG. 2 is a front view of the number plate.

FIG. 3 is a top view of the number plate.

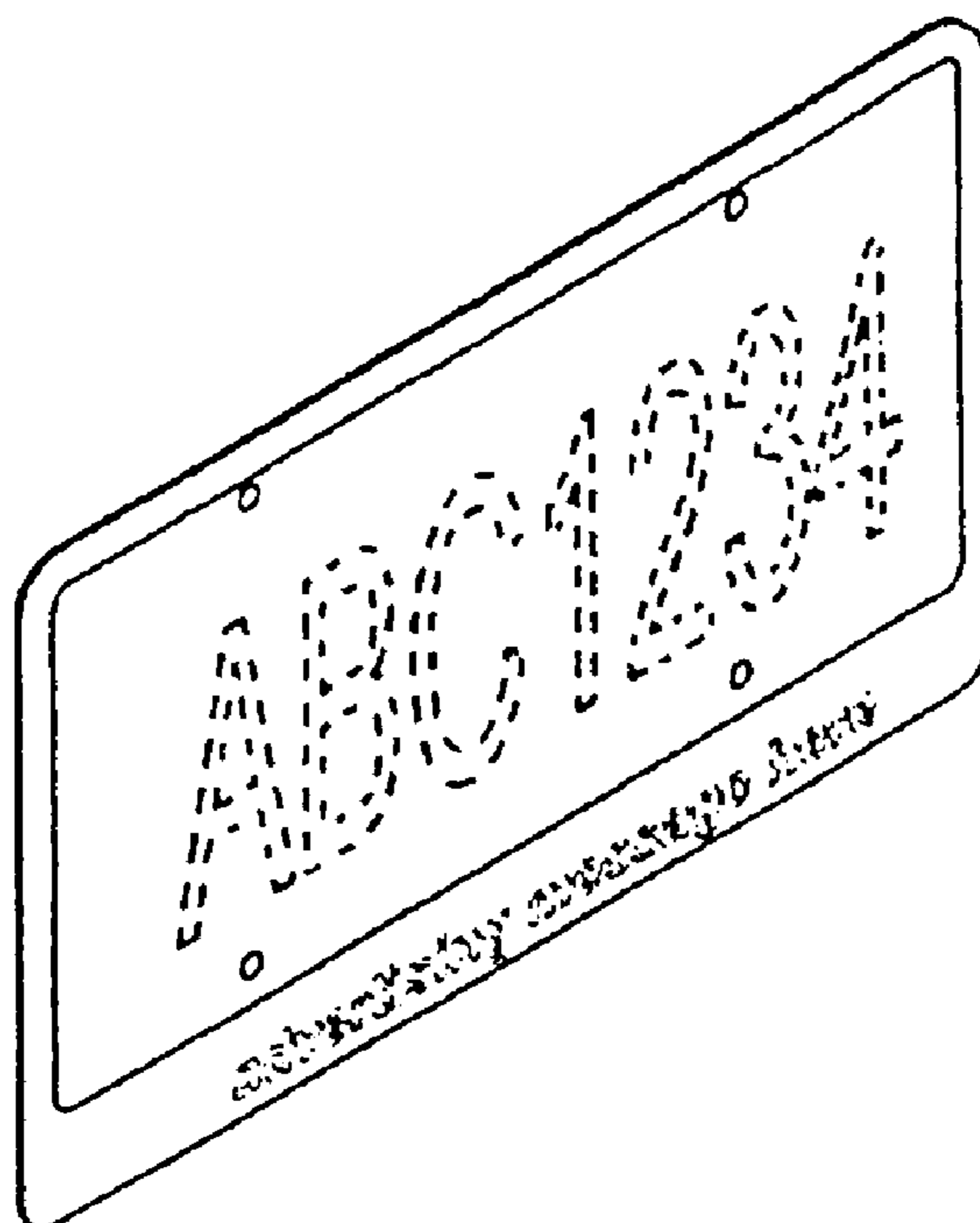
FIG. 4 is a bottom view of the number plate.

FIG. 5 is a rear view of the number plate; and,

FIG. 6 is side view of the number plate, the opposite side being a mirror image thereof.

The particular features of the claimed design reside in the shape and configuration of the number plate. The broken line showing of numbers and letters is included for the purpose of illustrating environmental subject matter and forms no part of the claimed design.

**1 Claim, 1 Drawing Sheet**






FIG. 1




FIG. 5



FIG. 3




FIG. 2

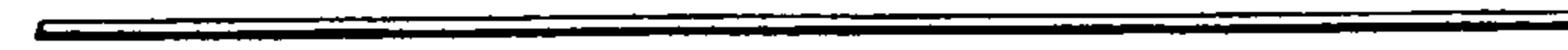


FIG. 4



FIG. 6