

US00D547379S

(12) **United States Design Patent**
Parr

(10) **Patent No.:** **US D547,379 S**

(45) **Date of Patent:** **** Jul. 24, 2007**

(54) **DESKTOP ORGANIZER**

(76) Inventor: **Marie T. Parr**, P.O. Box 1173, Deland,
FL (US) 32721

(**) Term: **14 Years**

(21) Appl. No.: **29/252,471**

(22) Filed: **Jan. 23, 2006**

(51) **LOC (8) Cl.** **19-06**

(52) **U.S. Cl.** **D19/77**

(58) **Field of Classification Search** D6/407,
D6/466-468, 475-476, 512, 553, 556, 569,
D6/571; D19/65, 75-100; 206/224, 425;
211/10-11, 40, 42, 45, 50

See application file for complete search history.

(56) **References Cited**

U.S. PATENT DOCUMENTS

D156,956 S *	1/1950	Hassler	D6/475
D290,202 S *	6/1987	Friedman	D6/467
5,348,347 A	9/1994	Shink	281/31
D361,069 S	8/1995	Hellier et al.	D14/253
6,130,521 A	10/2000	Collins et al.	320/115
6,189,711 B1	2/2001	Chang	211/163
D461,673 S	8/2002	Hussaini et al.	D6/629
D468,305 S	1/2003	Ma et al.	D14/253
D469,073 S	1/2003	Muensch et al.	D14/149
D469,810 S *	2/2003	Joss et al.	D19/75
6,570,987 B1	5/2003	Saarikko	379/428.01
D478,226 S *	8/2003	Peyker	D6/467
D480,376 S	10/2003	Ma	D14/149
D501,191 S	1/2005	Siebke	D14/149
D508,797 S *	8/2005	Craig	D6/449

D524,865 S *	7/2006	Killinger et al.	D19/78
2002/0094079 A1	7/2002	Edwards	379/454
2004/0213405 A1	10/2004	Wilcox	379/455
2005/0098509 A1	5/2005	Benn	211/11
2005/0230329 A1	10/2005	Aspden	211/10

OTHER PUBLICATIONS

Showcase Y7 Desk Tidy, as shown on www.cadinschools.org, dated Jul. 10, 2006 (1 page).*

* cited by examiner

Primary Examiner—Elizabeth A. Albert

Assistant Examiner—Karen E Eldridge Powers

(74) *Attorney, Agent, or Firm*—Allen, Dyer, Doppelt,
Milbrath & Gilchrist, P.A.

(57) **CLAIM**

The ornamental design for a desktop organizer, as shown and described.

DESCRIPTION

FIG. 1 is an upper front perspective view of a desktop organizer according to the present invention;

FIG. 2 is a top plan view of the desktop organizer of FIG. 1;

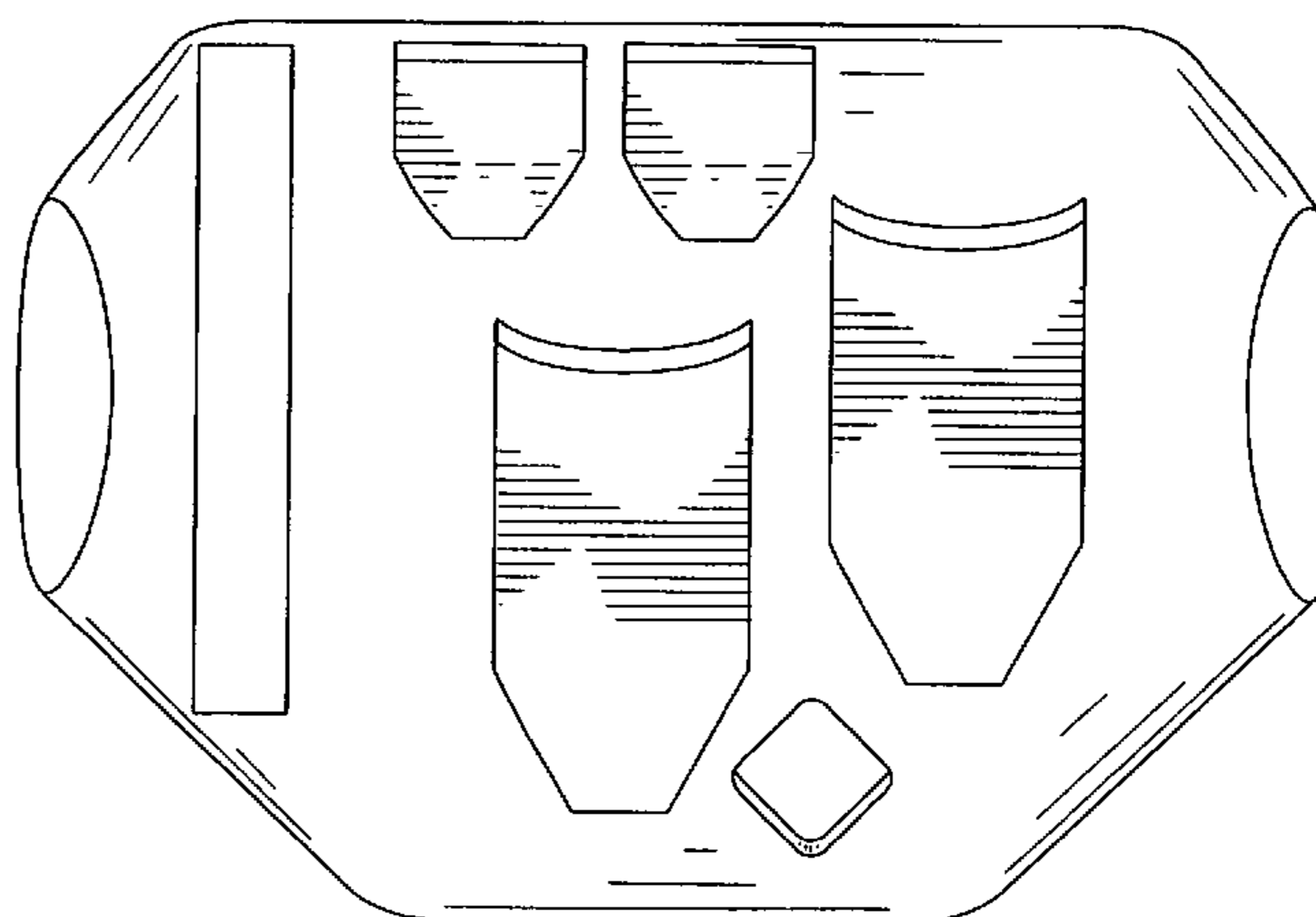
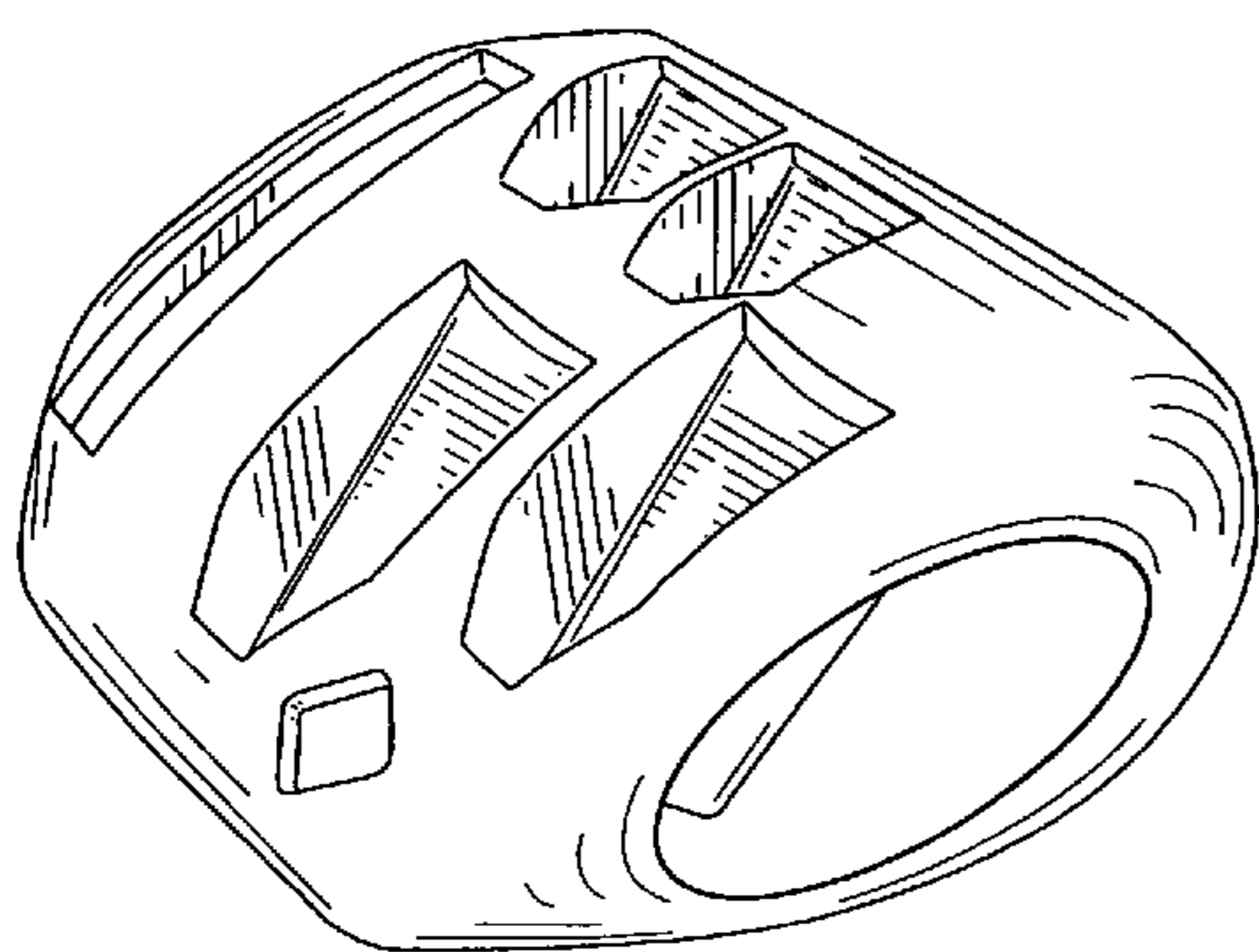
FIG. 3 is a left side view of the desktop organizer of FIG. 1;

FIG. 4 is a right side view of the desktop organizer of FIG. 1;

FIG. 5 is a bottom plan view of the desktop organizer of FIG. 1; and,

FIG. 6 is a rear view of the desktop organizer of FIG. 1.

1 Claim, 3 Drawing Sheets



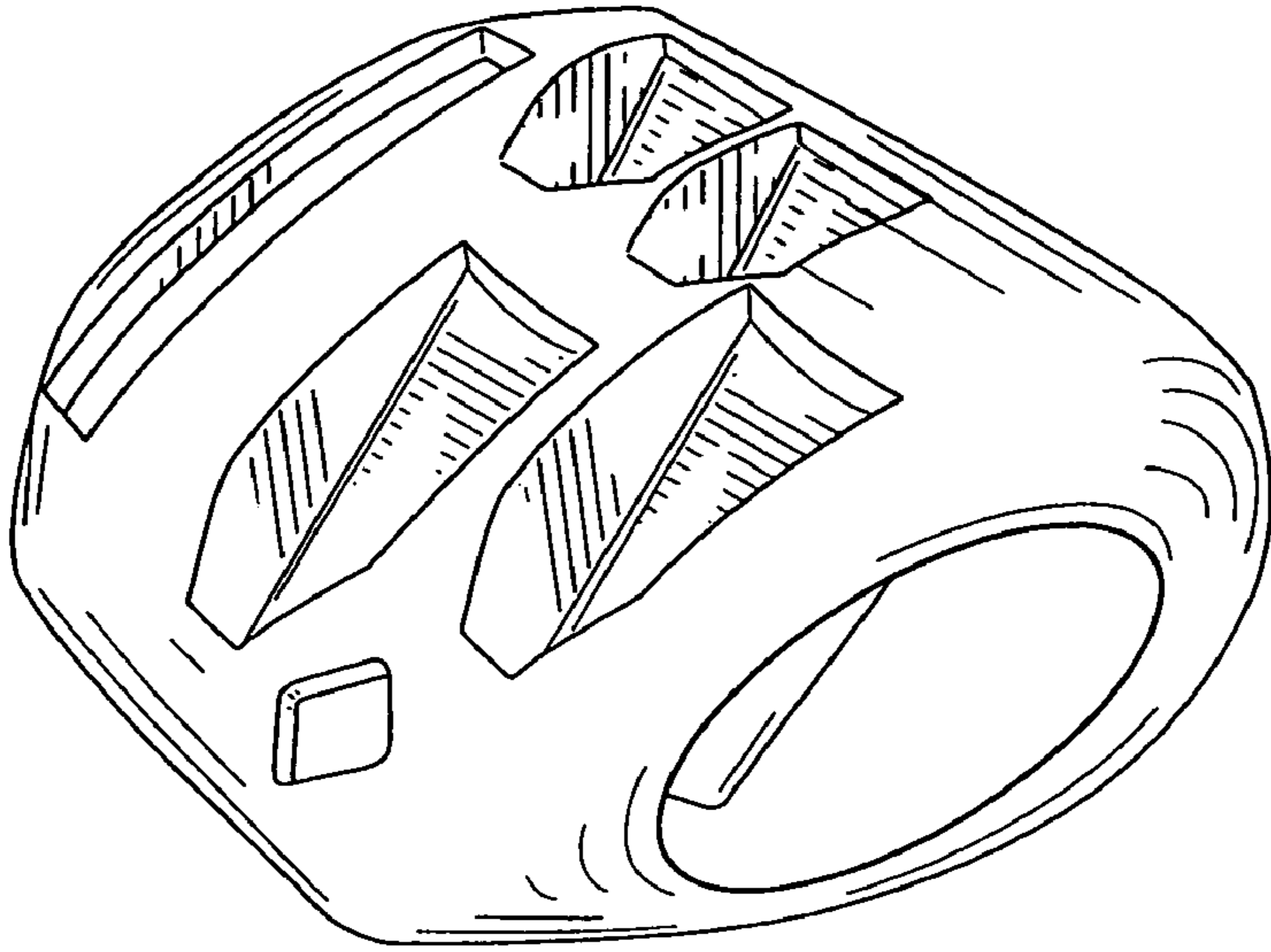


FIG. 1

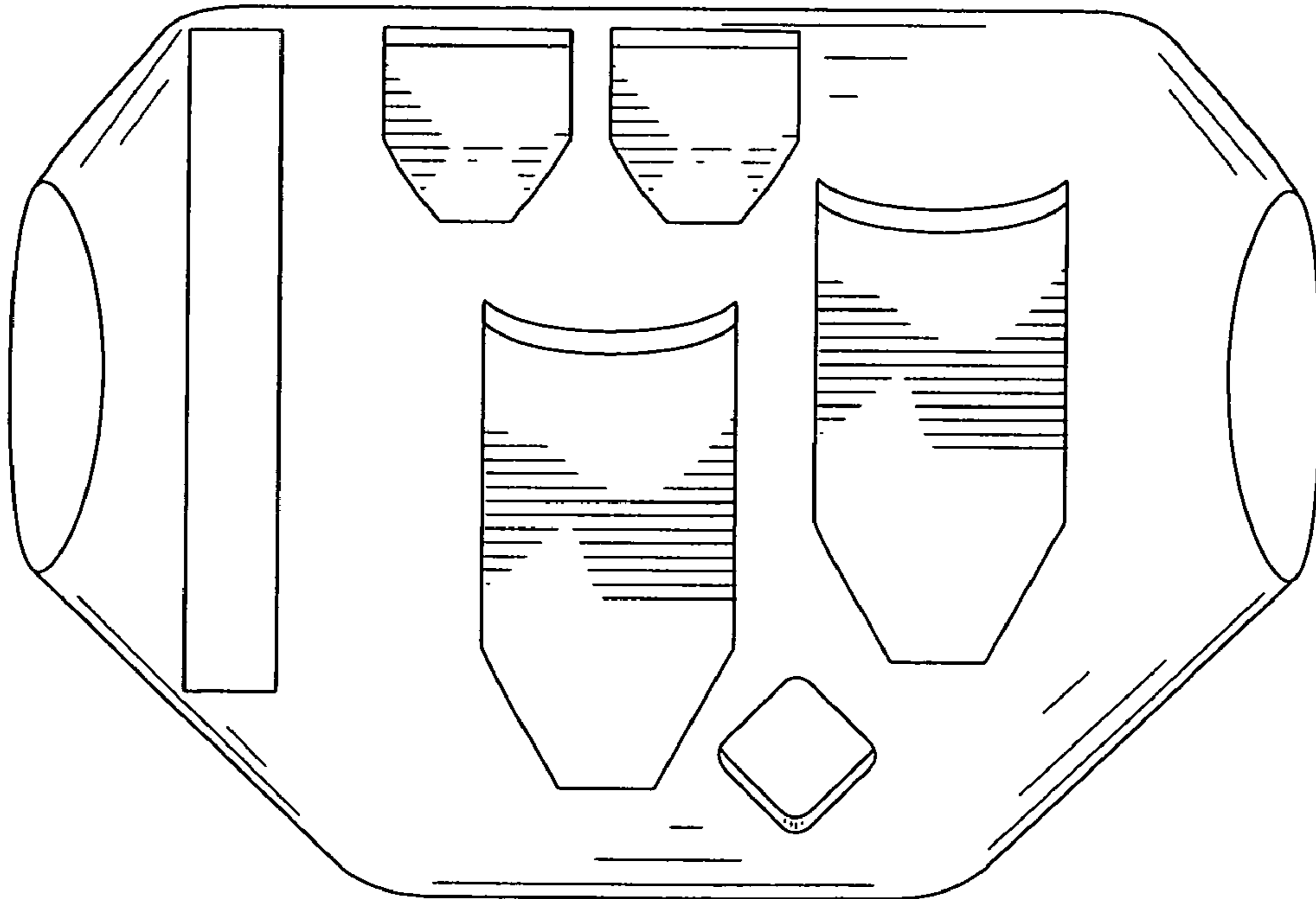


FIG. 2

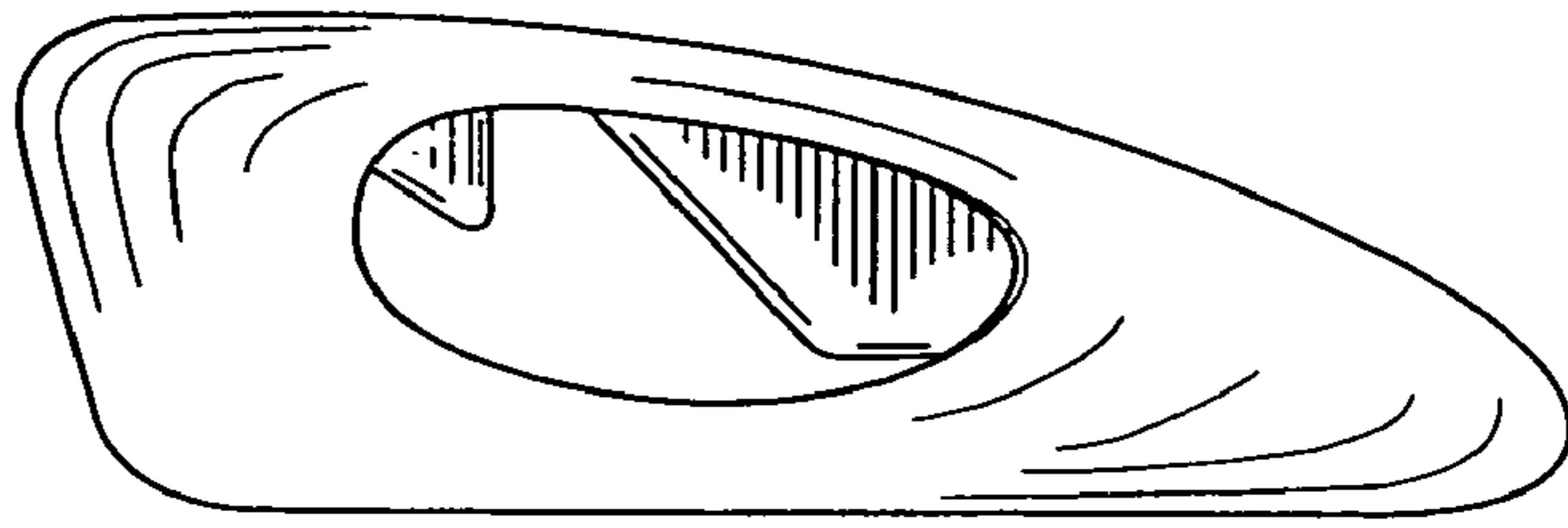


FIG. 3

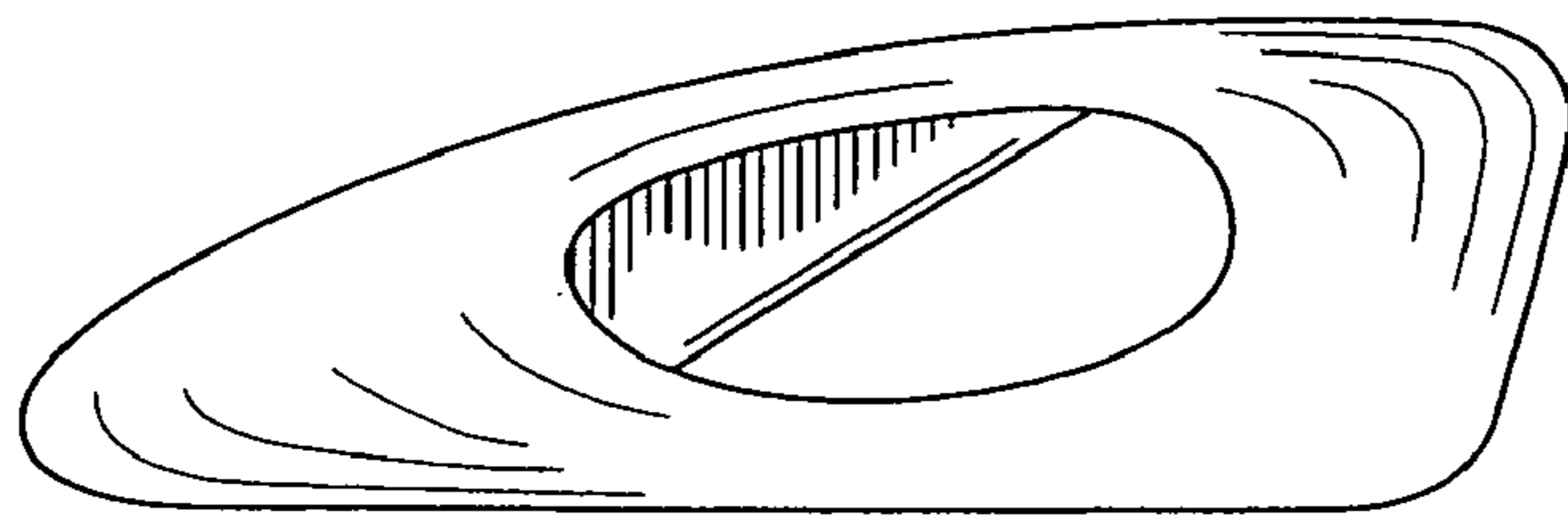


FIG. 4

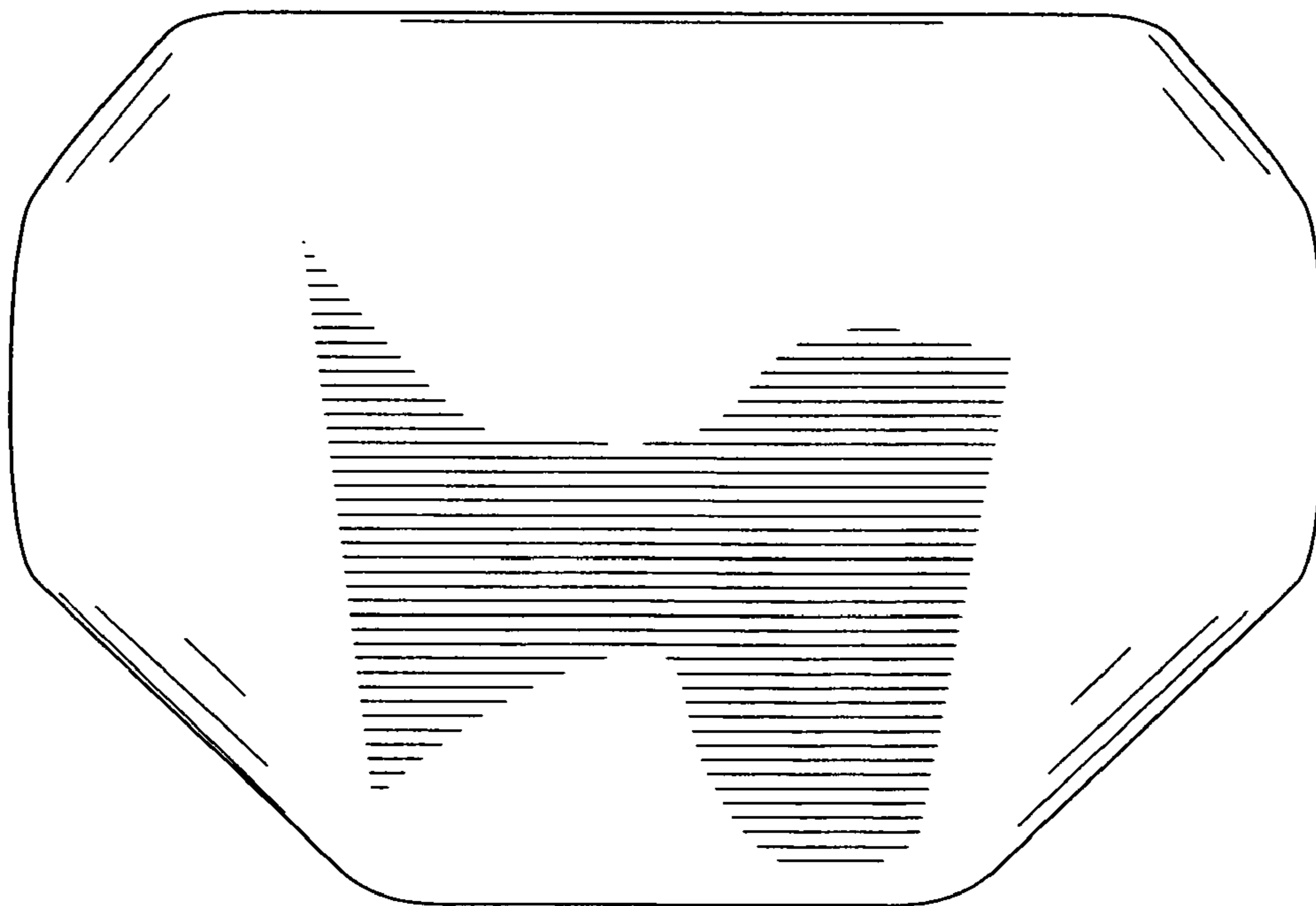


FIG. 5




FIG. 6