



US00D547378S

(12) **United States Design Patent** (10) **Patent No.:** **US D547,378 S**  
**Pitzen et al.** (45) **Date of Patent:** **\*\* Jul. 24, 2007**

(54) **MASKING TAPE APPLICATOR**

(75) Inventors: **James F. Pitzen**, Maplewood, MN (US); **Nathaniel R. Hallee**, St. Louis Park, MN (US); **Micah T. Somers**, Minneapolis, MN (US)

(73) Assignee: **3M Innovative Properties Company**, St. Paul, MN (US)

(\*\*) Term: **14 Years**

(21) Appl. No.: **29/225,071**

(22) Filed: **Mar. 10, 2005**

(51) **LOC (8) Cl.** ..... **19-02**

(52) **U.S. Cl.** ..... **D19/69**

(58) **Field of Classification Search** ..... D19/66-70;  
156/523, 527, 540, 577; 206/411; 225/6,  
225/25, 39; 242/588, 588.2, 588.3, 588.6  
See application file for complete search history.

(56) **References Cited**

**U.S. PATENT DOCUMENTS**

D142,173 S *	8/1945	Marsh	.....	D19/71
3,187,968 A	6/1965	Favre		
3,537,942 A	11/1970	Kefalos		
3,740,297 A	6/1973	Vidinsky		
3,900,362 A	8/1975	Schaffer		
4,238,271 A	12/1980	Urushizaki		
4,344,813 A *	8/1982	Holoff et al.	.....	156/527
D319,470 S *	8/1991	Au	.....	D19/69
5,269,871 A	12/1993	Longworth et al.		
5,380,395 A *	1/1995	Uchida	.....	156/577
D432,575 S *	10/2000	Van Den Berg	.....	D19/69
6,302,177 B1	10/2001	Gruber		
6,742,562 B2	6/2004	Pitzen		

6,828,008 B2 12/2004 Gruber  
6,926,059 B2 \* 8/2005 Somers et al. .... 156/577  
2004/0149798 A1 \* 8/2004 Hoffman et al. .... 225/46

\* cited by examiner

*Primary Examiner*—Elizabeth A. Albert

(74) *Attorney, Agent, or Firm*—David B. Patchett

(57) **CLAIM**

The ornamental design for a masking tape applicator, as shown and described.

**DESCRIPTION**

FIG. 1 is a perspective view of a masking tape applicator showing the new design;

FIG. 2 is a right side view thereof;

FIG. 3 is a left view thereof;

FIG. 4 is a front view thereof;

FIG. 5 is a rear view thereof;

FIG. 6 is a top view thereof; and,

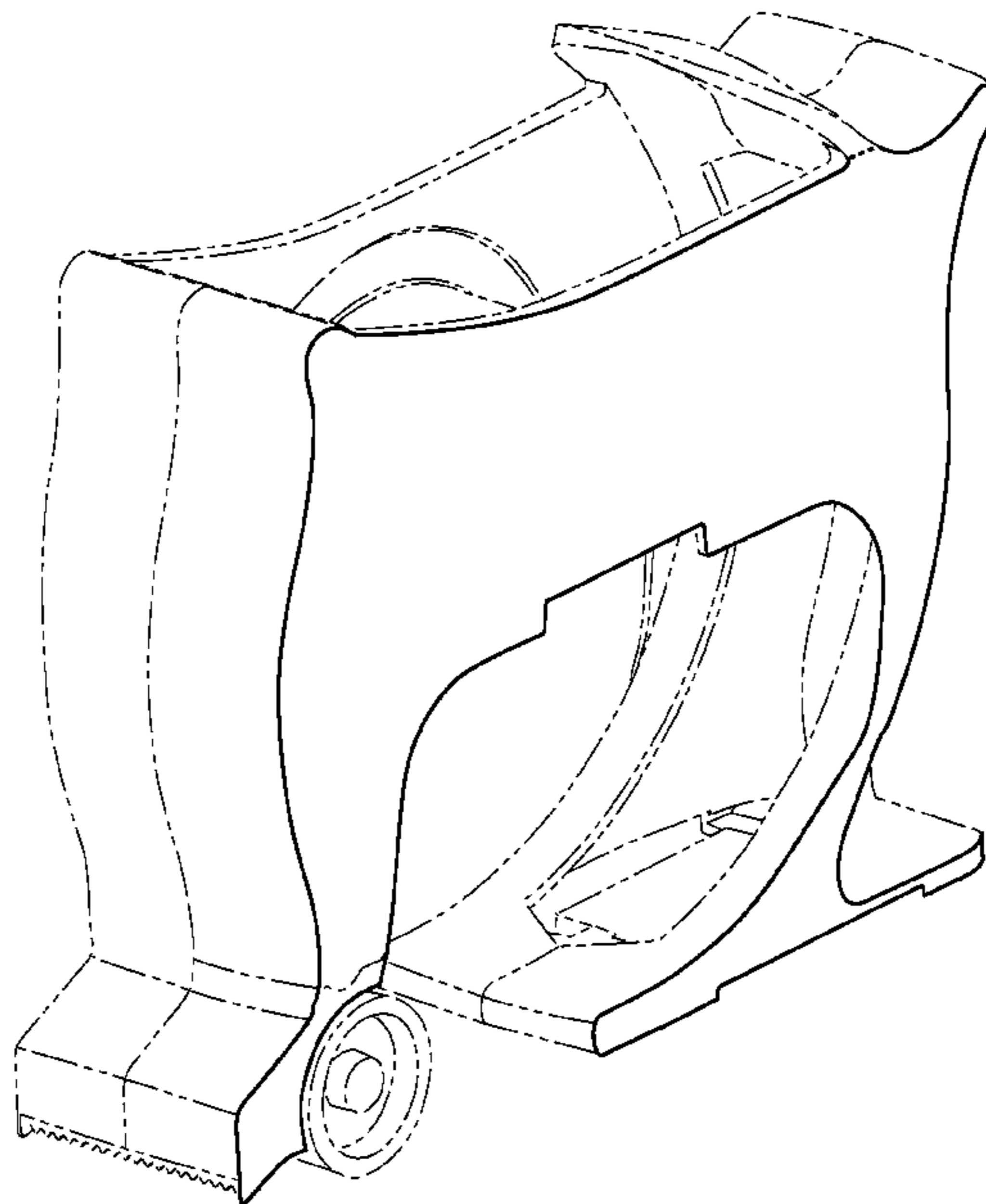
FIG. 7 is a bottom view thereof.

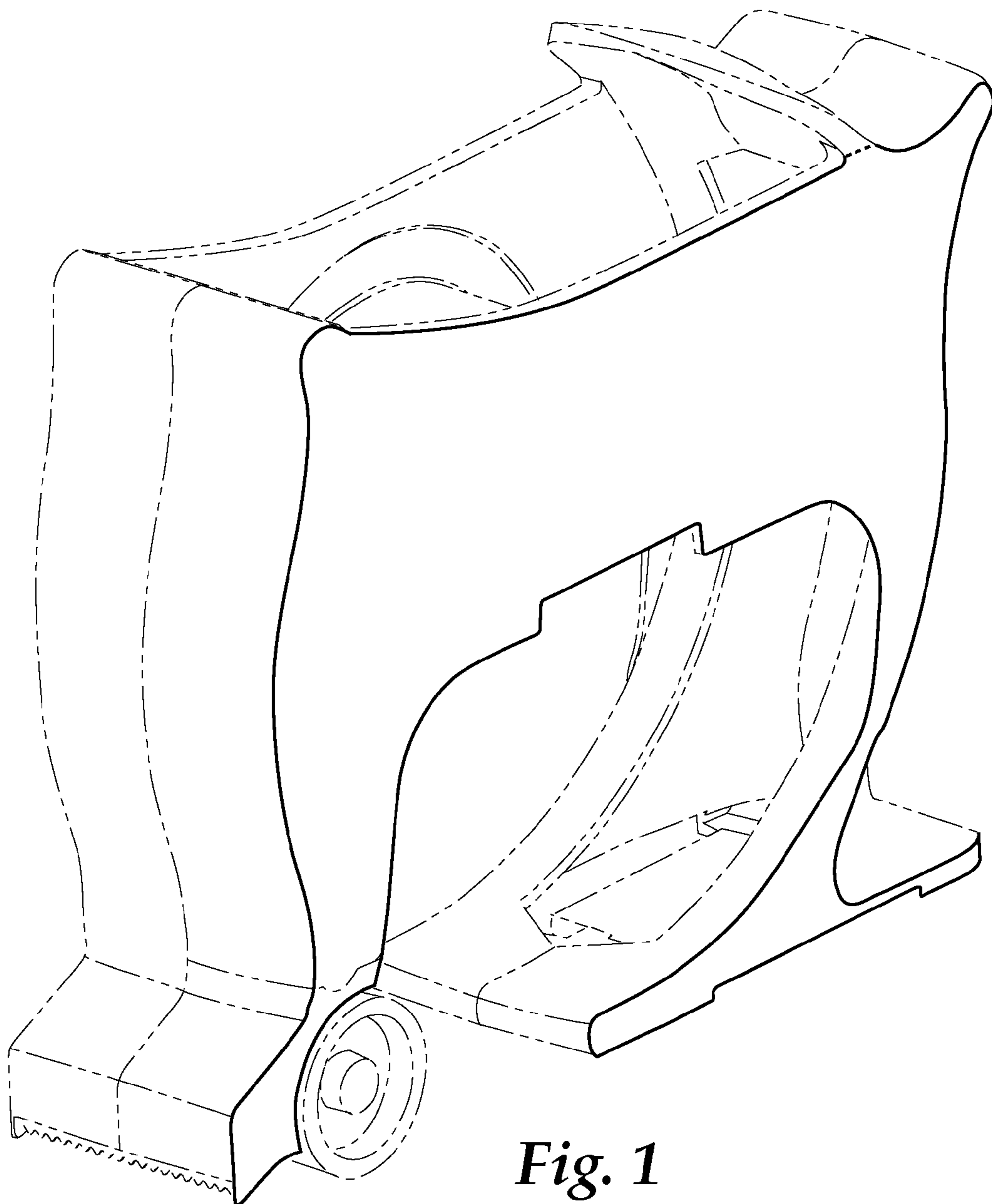
The broken lines in the drawings are shown for illustrative purposes only and form no part of the claimed design.

The broken line(s) adjoining the solid lines along the top edge of the design in FIGS. 1 and 3 define the bounds of the claimed design and form no part thereof.

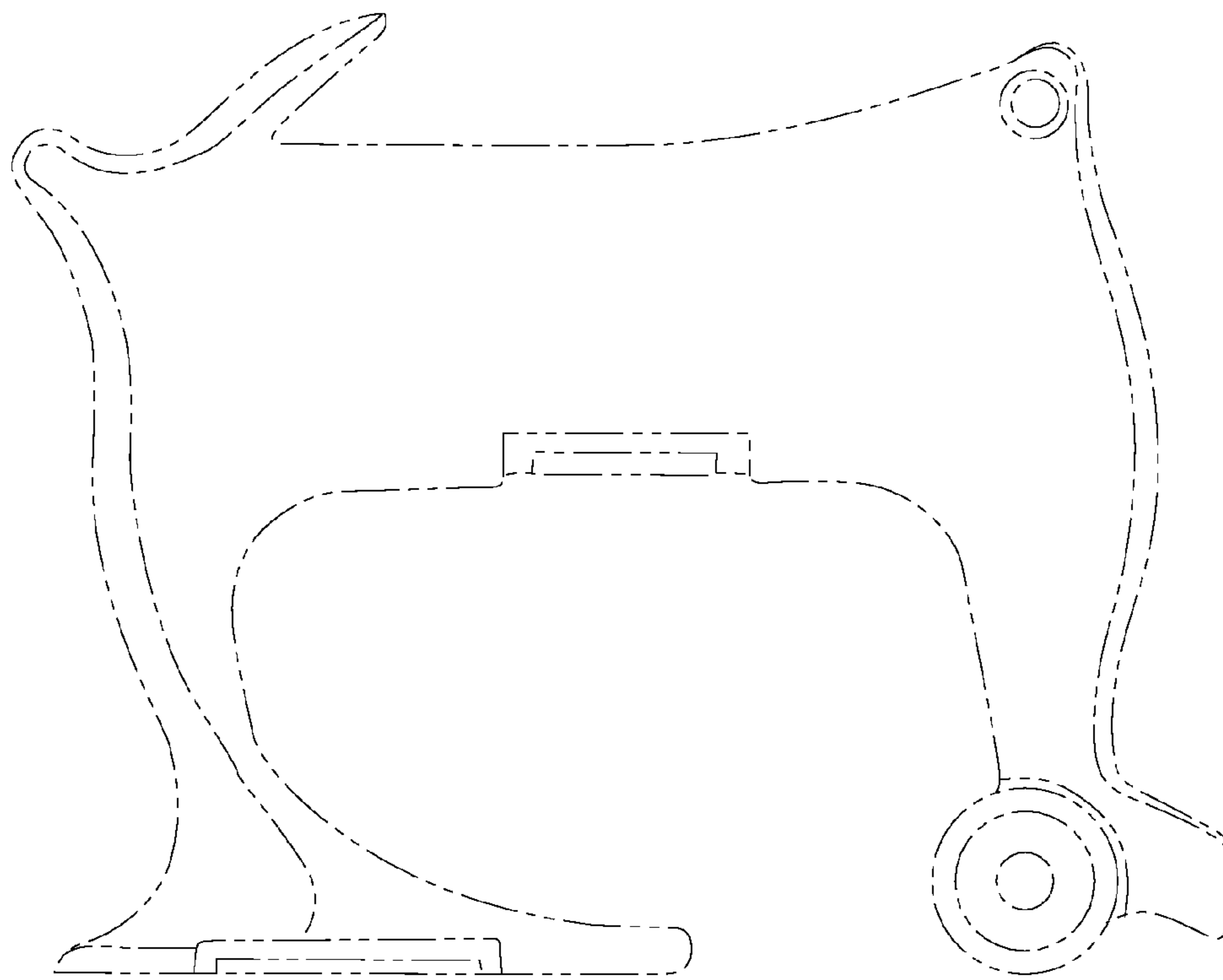
The claim is directed to only the edge shown in solid lines on one face of the masking tape applicator in FIGS. 1, 3, 4, 5, 6 and 7, and no surface on either side of that edge forms any part of the claimed design. Therefore, the flat side surface outlined by that claimed edge is unclaimed.

**1 Claim, 3 Drawing Sheets**

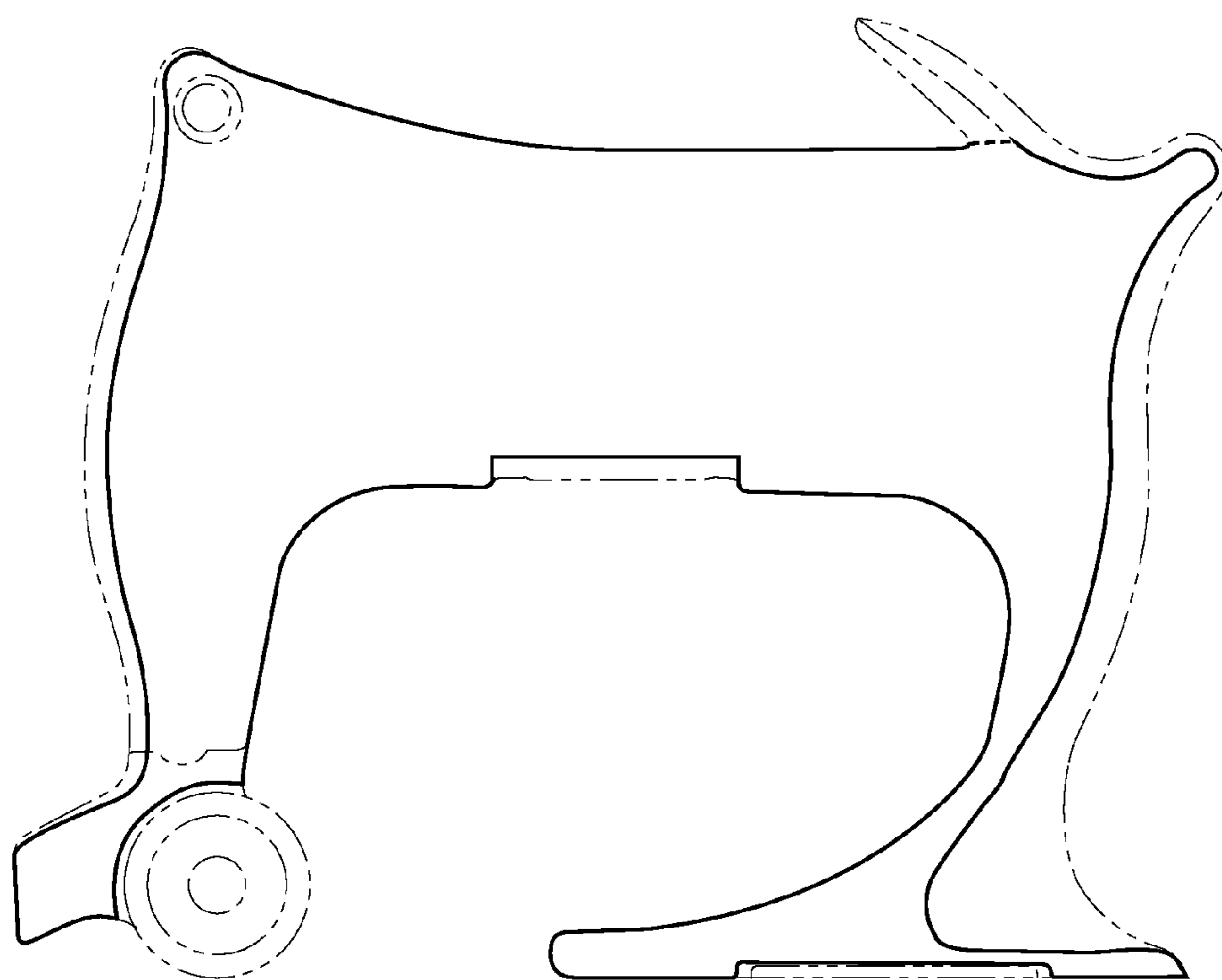





*Fig. 1*




*Fig. 2*



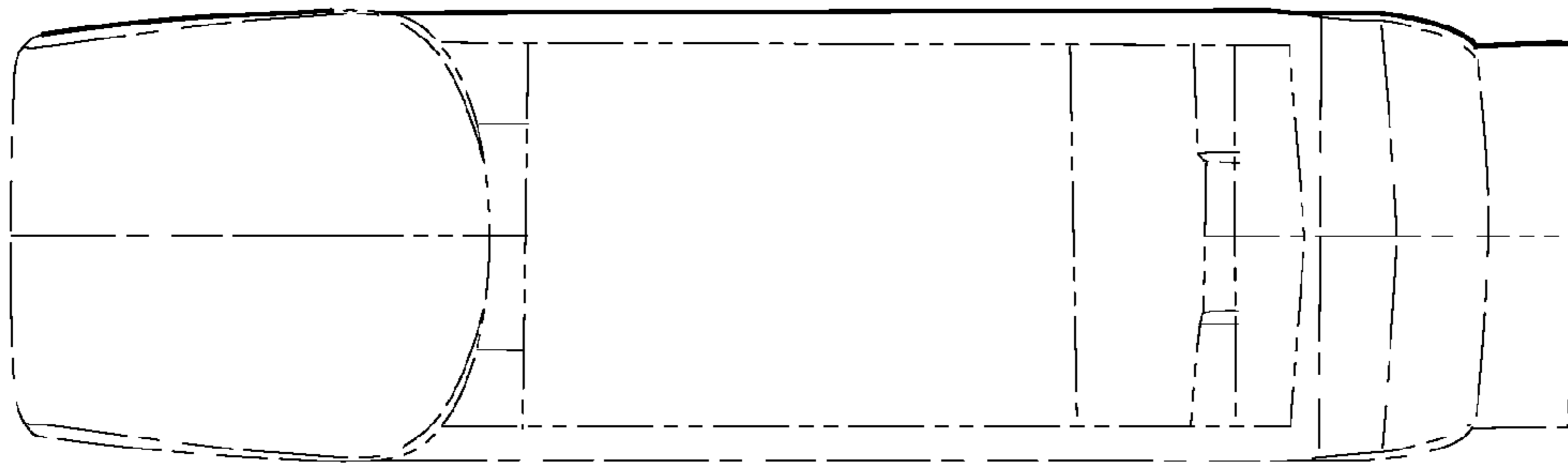
*Fig. 3*



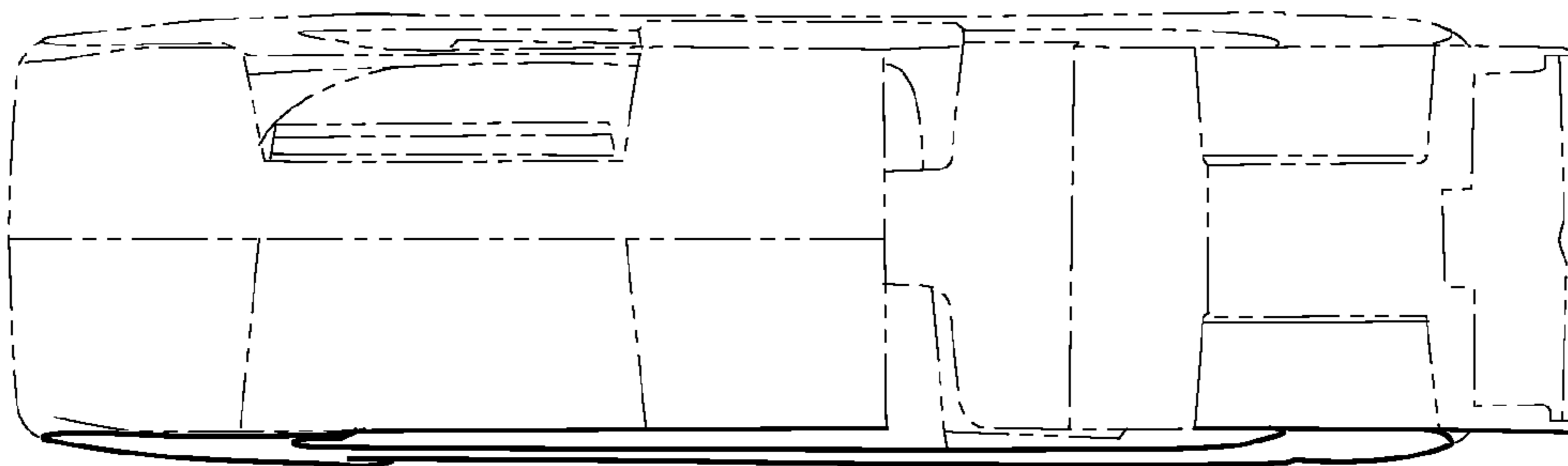
*Fig. 4*



*Fig. 5*



*Fig. 6*



*Fig. 7*