

US00D547372S

(12) **United States Design Patent**
Bharma

(10) **Patent No.:** **US D547,372 S**

(45) **Date of Patent:** **** Jul. 24, 2007**

(54) **COVER FOR A BOOK OR SIMILAR ARTICLE**

5,529,418 A * 6/1996 Alotta 402/73

(Continued)

(75) Inventor: **Supriti Bharma**, Vancouver (CA)

OTHER PUBLICATIONS

(73) Assignee: **Hartley & Marks Publishers, Inc.**,
Vancouver (CA)

International Designs Bulletin, Feb. 28, 1997. pp. 6995-6998.

Primary Examiner—Cathron C. Brooks

Assistant Examiner—Austin Murphy

(74) *Attorney, Agent, or Firm*—Wells St. John, P.S.

(**) Term: **14 Years**

(21) Appl. No.: **29/253,058**

(57) **CLAIM**

(22) Filed: **Jan. 31, 2006**

I claim the ornamental design of a cover for a book or similar article, as shown and described.

(51) **LOC (8) Cl.** **19-04**

(52) **U.S. Cl.** **D19/26**

(58) **Field of Classification Search** D19/32,
D19/27, 26; D3/247, 276, 201, 249, 273,
D3/294, 274, 243, 245; 281/29, 38, 27.3,
281/15.1; 402/3, 4, 31, 19; 206/581, 472

See application file for complete search history.

DESCRIPTION

FIG. 1 is a front perspective view of a cover for a book or similar article, showing my new design, and illustrating the cover in an exemplary closed position over the exemplary environmental structure of the book;

FIG. 2 is a front elevational view thereof;

FIG. 3 is a rear elevational view thereof;

FIG. 4 is a left side elevational view thereof;

FIG. 5 is a right side elevational view thereof;

FIG. 6 is a top plan view thereof;

FIG. 7 is a bottom plan view thereof;

FIG. 8 is a front perspective view of the cover illustrating the cover in an exemplary open position relative the book;

FIG. 9 is a front elevational view of FIG. 8;

FIG. 10 is a rear elevational view of FIG. 8;

FIG. 11 is a left side elevational view of FIG. 8;

FIG. 12 is a right side elevational view of FIG. 8;

FIG. 13 is a top plan view of FIG. 8; and,

FIG. 14 is a bottom plan view of FIG. 8.

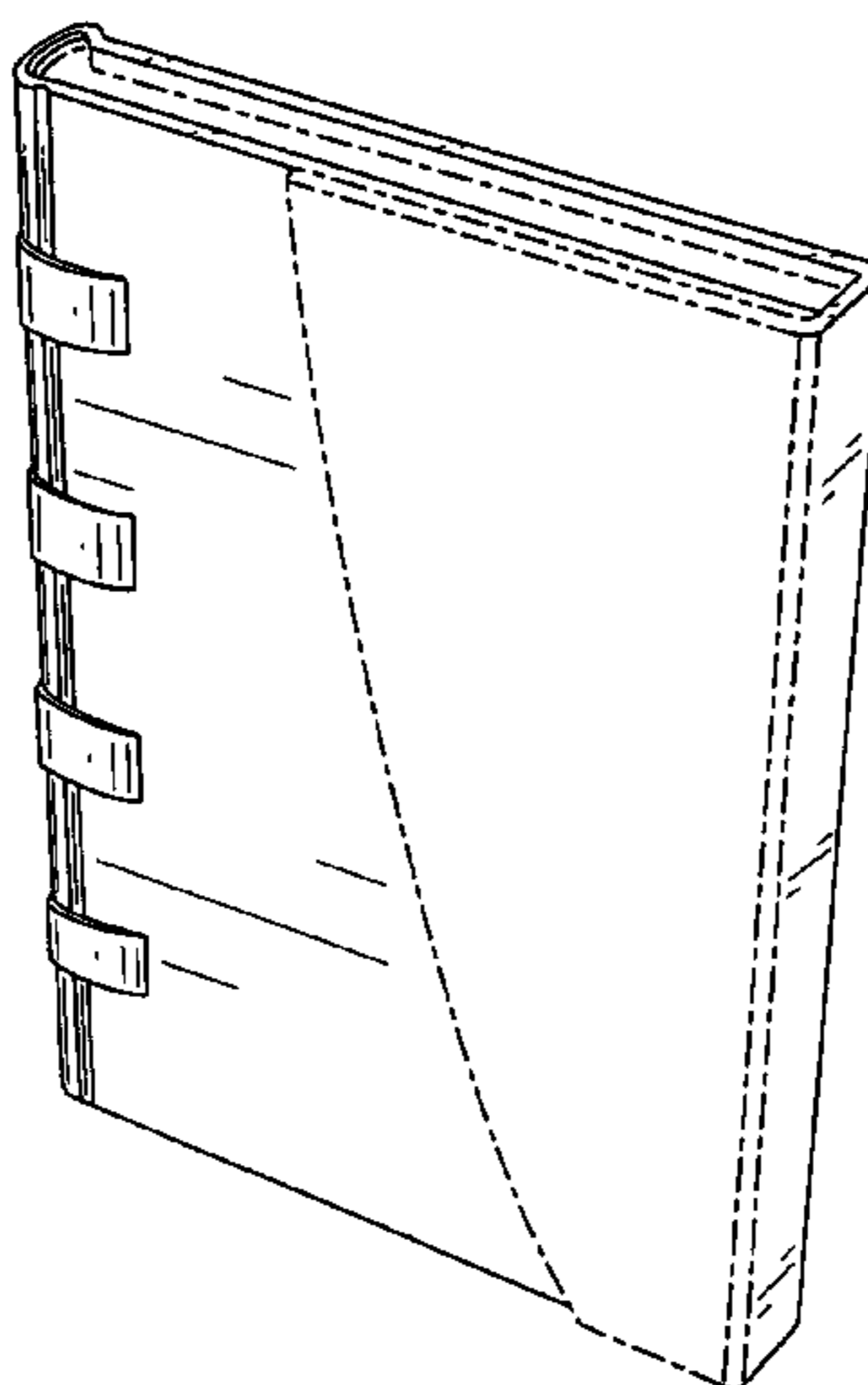
The broken lines shown in the drawings form no part of the claimed design.

(56) **References Cited**

U.S. PATENT DOCUMENTS

201,450 A *	3/1878	Reynolds	412/21
D11,686 S	3/1880	Bainbaridge	D19/3
467,821 A *	1/1892	Mets	281/29
673,387 A	5/1901	Dean	402/68
941,525 A	11/1909	Landenberger	229/75
1,023,834 A	4/1912	Gareis	281/31
D118,491 S	1/1940	Bach	D3/249
2,287,149 A *	6/1942	Tauber	402/20
D135,980 S	7/1943	Bach	D3/249
D135,981 S	7/1943	Bach	D3/249
2,533,590 A *	12/1950	Kutik, Jr.	281/29
D182,059 S	2/1958	Chase	D3/233
D187,321 S	2/1960	Mayer	D3/247
4,749,121 A *	6/1988	Barber et al.	229/67.1
D300,688 S	4/1989	Marks	D3/265
D302,698 S	8/1989	Rexroat et al.	D19/26
4,940,352 A	7/1990	Kratzert et al.	402/13
D323,937 S	2/1992	Solomon	D3/299
5,413,430 A	5/1995	Schrem et al.	402/60
D370,691 S	6/1996	Benn	D19/65

1 Claim, 10 Drawing Sheets



US D547,372 S

Page 2

U.S. PATENT DOCUMENTS

5,944,353	A *	8/1999	Sato	281/29	D489,255	S	5/2004	Kratzert et al.	D9/433
6,056,192	A	5/2000	Cameron	229/75	D499,761	S	12/2004	Walley et al.	D19/26
D474,966	S	5/2003	Schrem et al.	D9/433	D502,502	S *	3/2005	Brann	D19/26
D481,074	S	10/2003	Shapiro et al.	D19/90	2004/0253046	A1	12/2004	Africa et al.	402/73

* cited by examiner

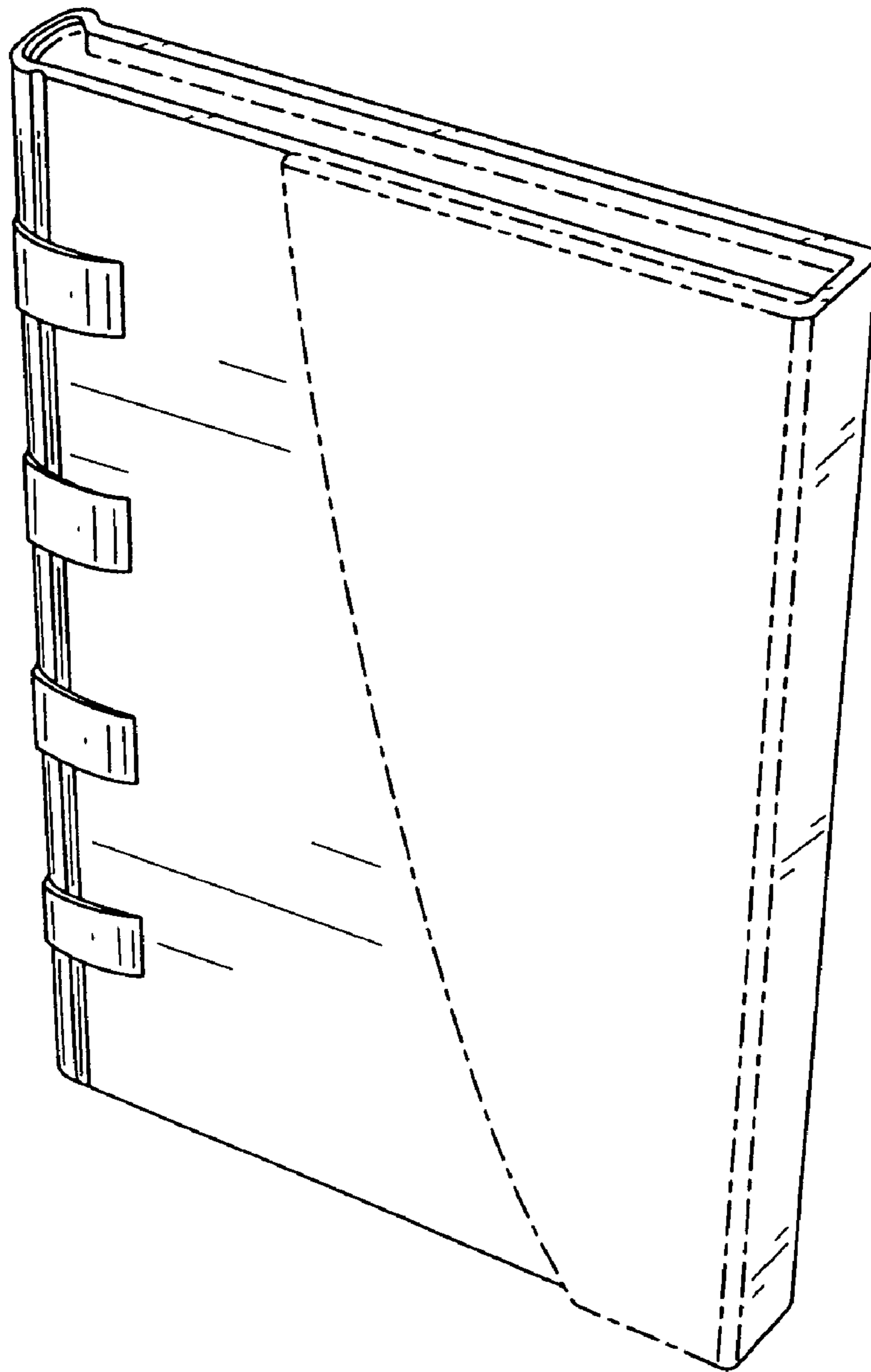


FIG. 1

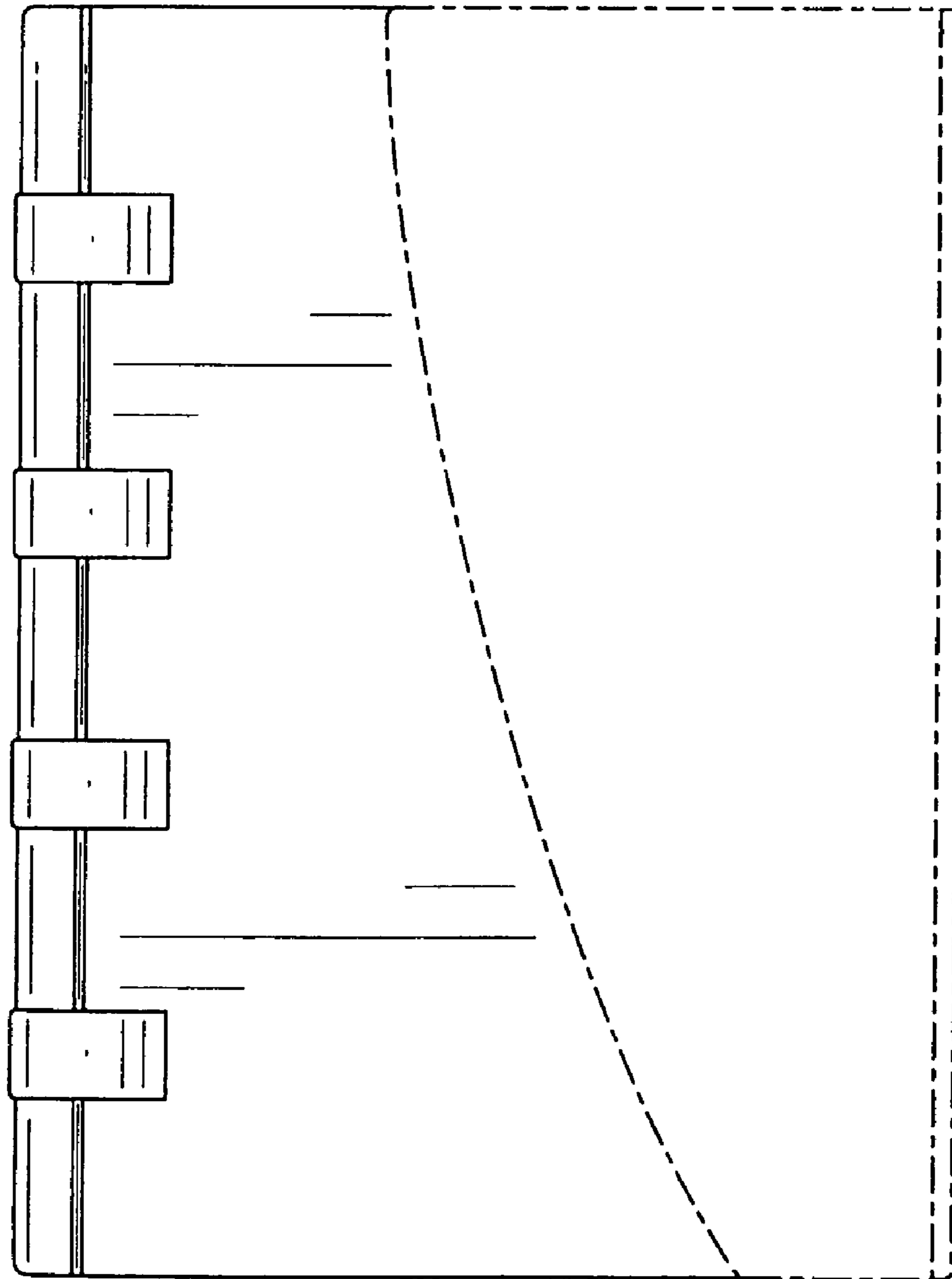


FIG. 2

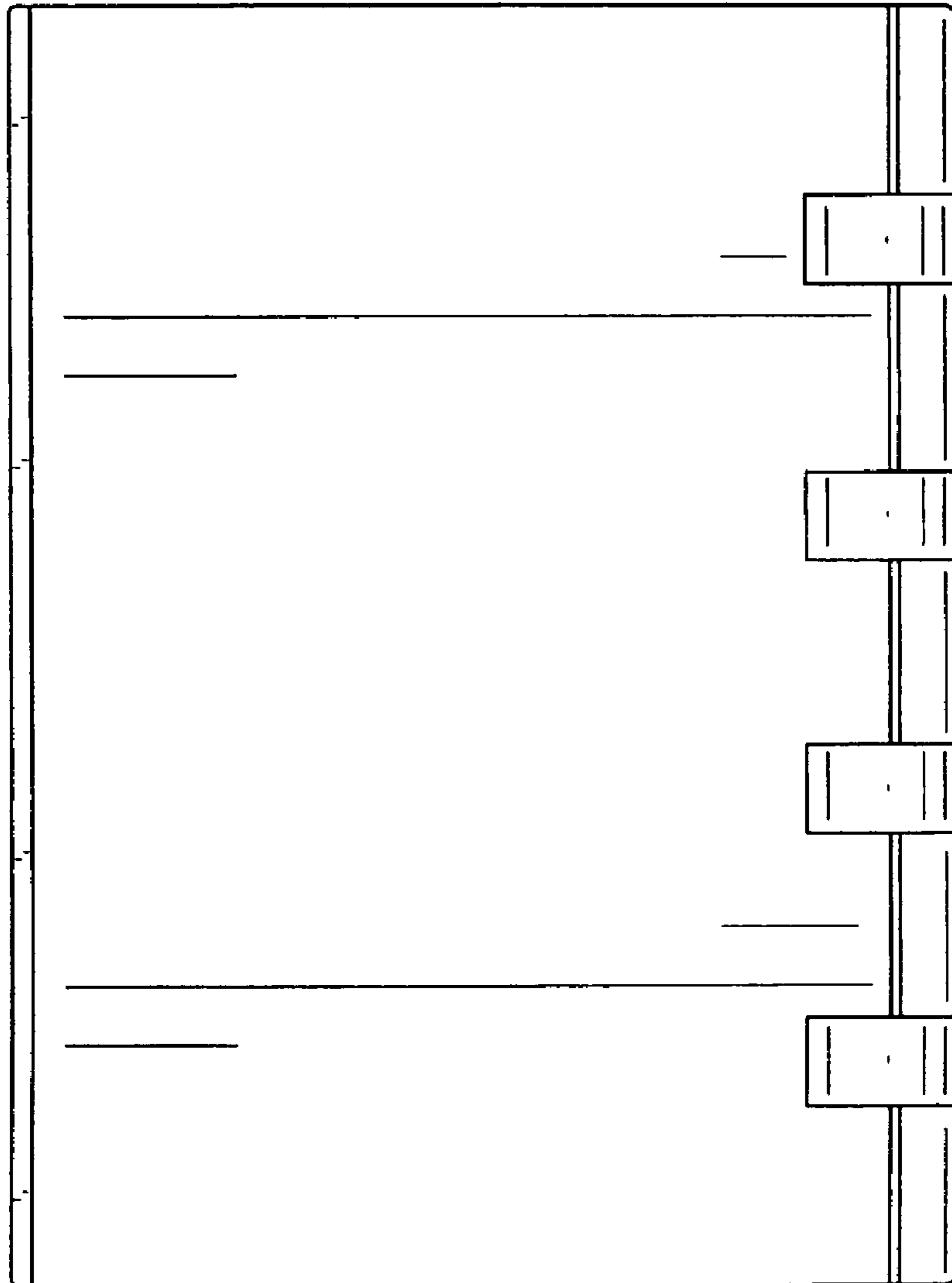


FIG. 3




FIG. 4




FIG. 5




FIG. 6




FIG. 7

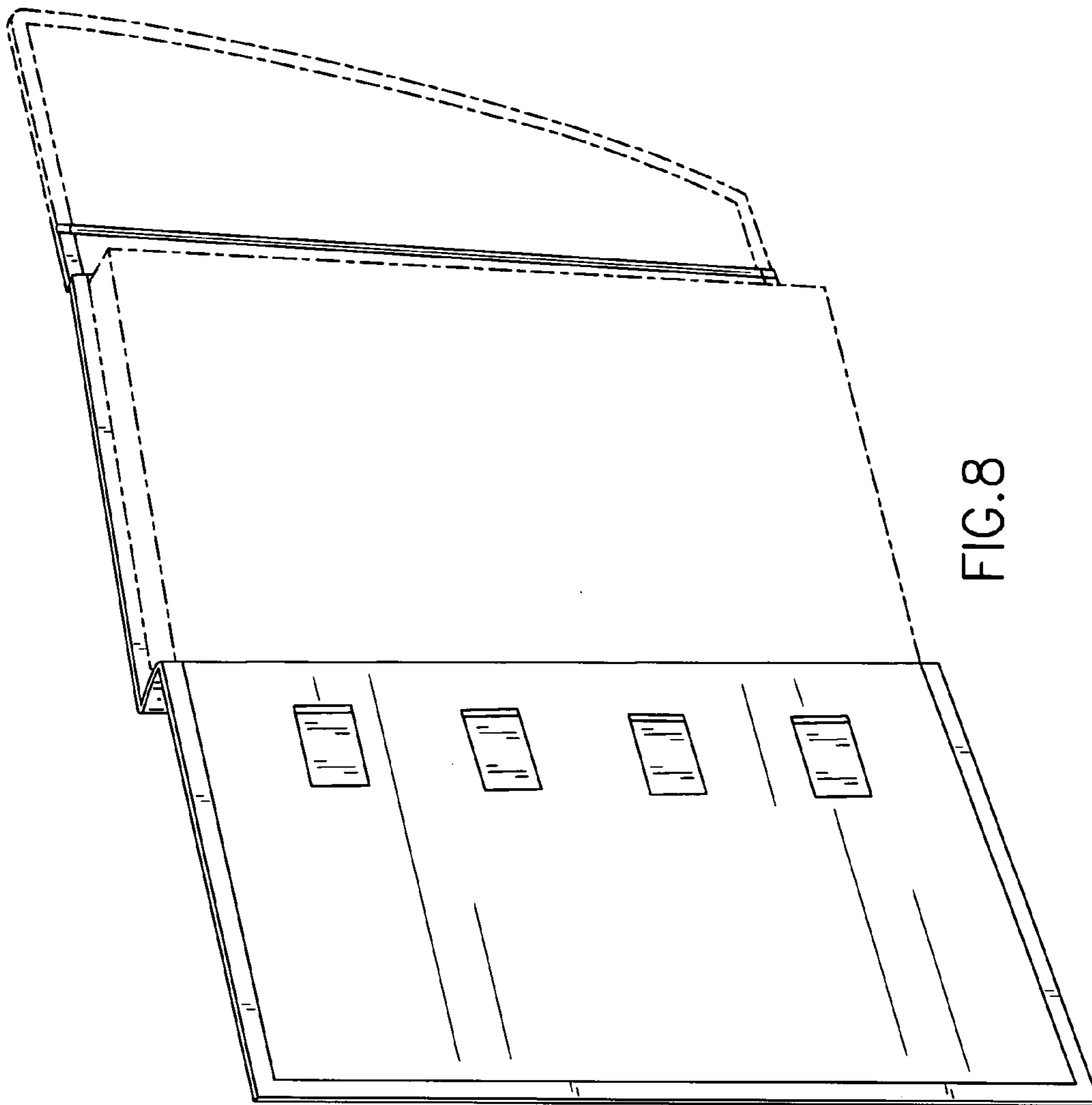


FIG.8

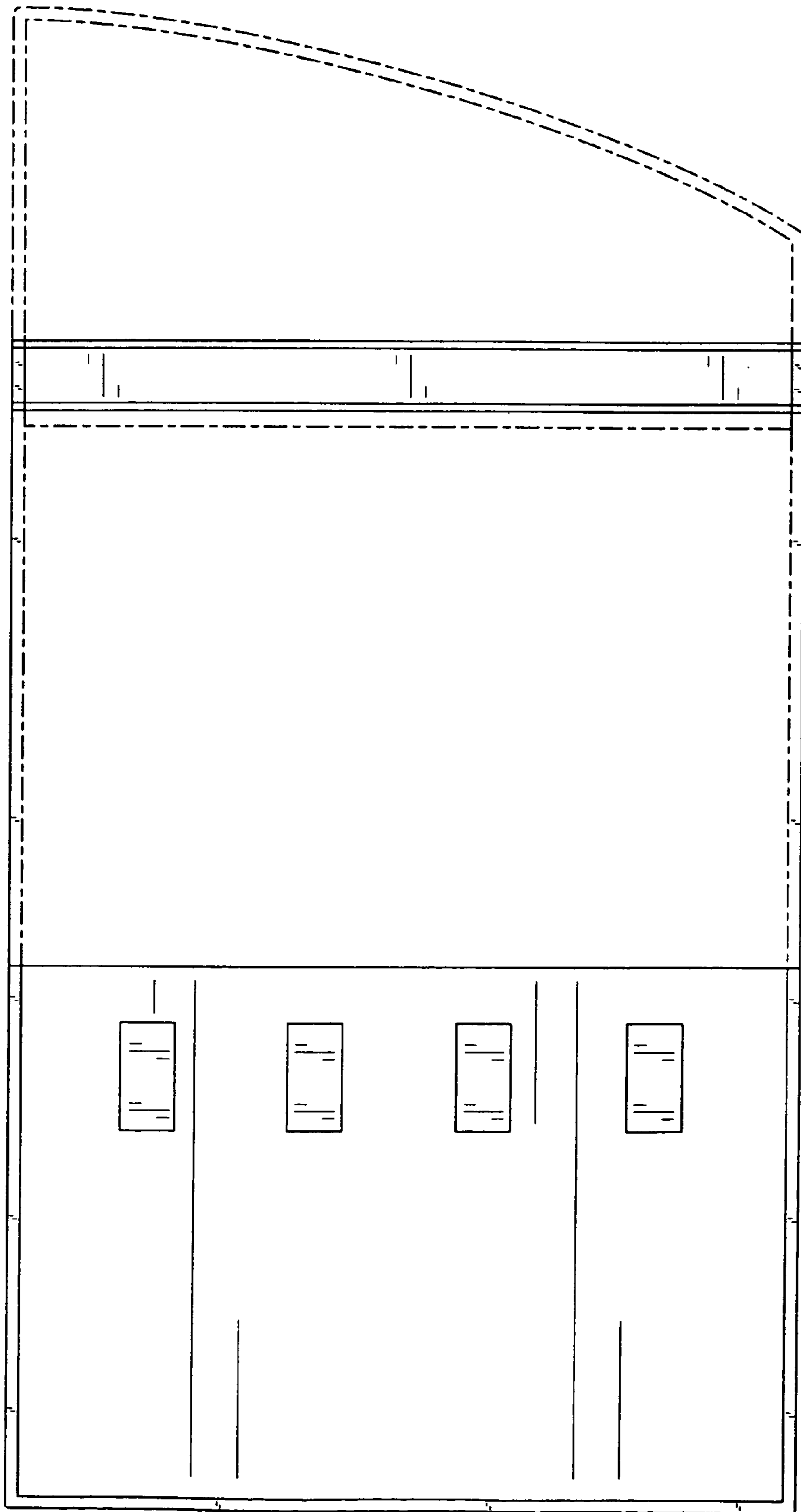


FIG. 9

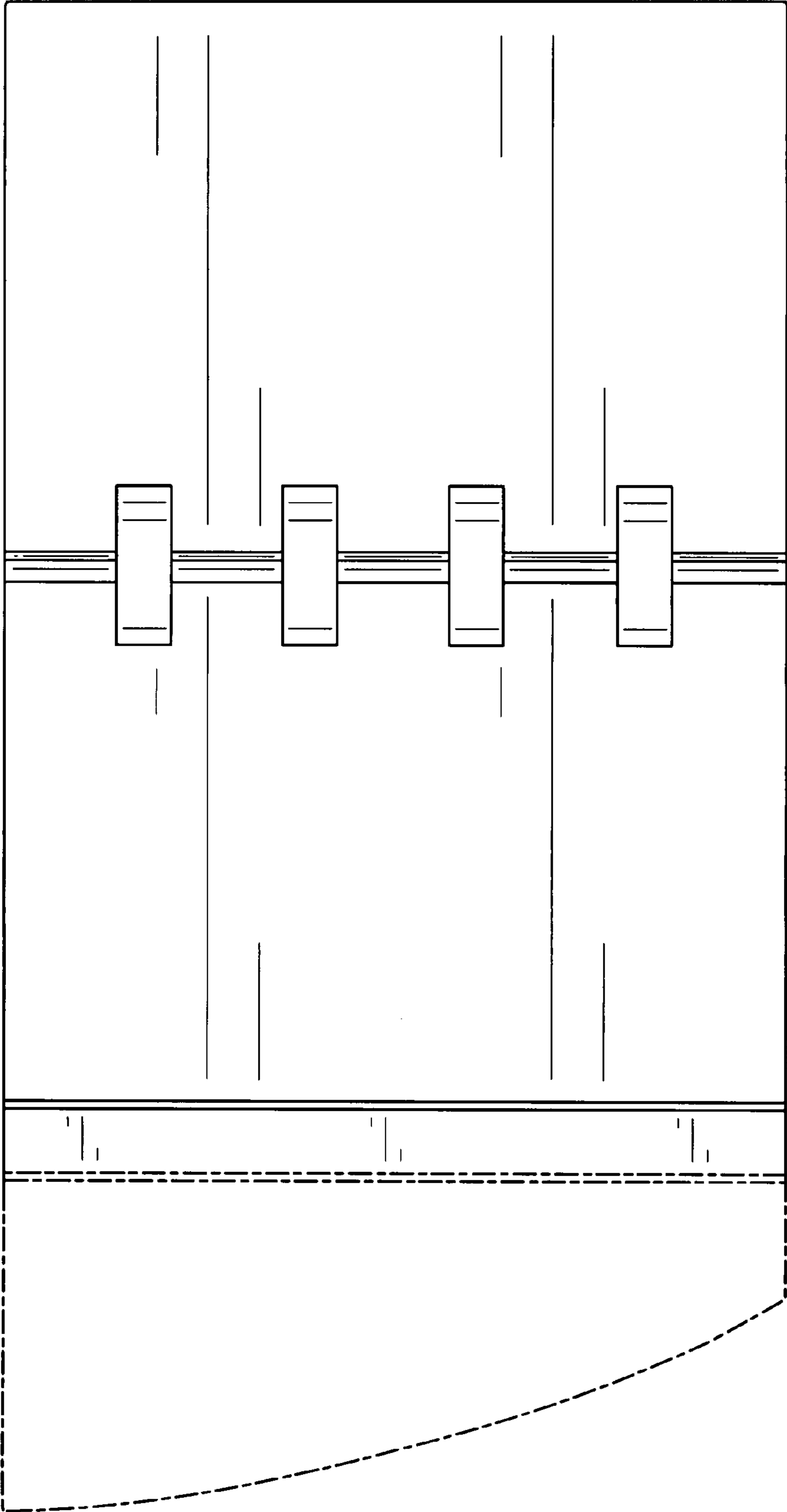


FIG.10

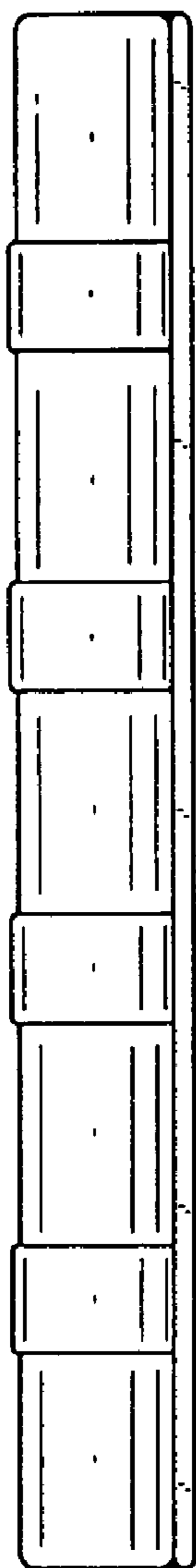


FIG. 11



FIG. 12




FIG. 13



FIG. 14