



US00D547358S

(12) **United States Design Patent**
Kawamoto

(10) **Patent No.:** **US D547,358 S**

(45) **Date of Patent:** **** Jul. 24, 2007**

(54) **EYEWEAR**

(75) Inventor: **Shuichi Kawamoto**, Hirano-ku (JP)

(73) Assignee: **Kawamoto Kogaku K.K.**, Osaka (JP)

(**) Term: **14 Years**

(21) Appl. No.: **29/255,461**

(22) Filed: **Mar. 8, 2006**

(30) **Foreign Application Priority Data**

Dec. 1, 2005 (JP) 2005-035481

(51) **LOC (8) Cl.** **16-06**

(52) **U.S. Cl.** **D16/315**

(58) **Field of Classification Search** D16/101,
D16/300-330; D29/109-110; D24/110.2;
351/41, 44, 43, 51-52, 158, 116, 47-48, 57,
351/58, 62, 103-111; 2/426, 428-430, 439-446,
2/452, 435-437

See application file for complete search history.

(56) **References Cited**

U.S. PATENT DOCUMENTS

D141,704 S * 6/1945 Shindel D16/314

D198,643 S * 7/1964 Wilson D16/316
D389,169 S * 1/1998 Conway D16/330
D432,156 S * 10/2000 Conway et al. D16/314
D437,871 S * 2/2001 Tortorella D16/335
D492,340 S * 6/2004 Cyr D16/315

* cited by examiner

Primary Examiner—Raphael Barkai

(74) *Attorney, Agent, or Firm*—Hamre, Schumann, Mueller & Larson, P.C.

(57) **CLAIM**

The ornamental design for eyewear, as shown and described.

DESCRIPTION

FIG. 1 is a top plan view in accordance with my invention thereof;

FIG. 2 is a bottom plan view thereof;

FIG. 3 is a front elevational view thereof;

FIG. 4 is a rear elevational view thereof;

FIG. 5 is a right side elevational view thereof, with the left side view being a mirror image; and,

FIG. 6 is a front perspective view thereof.

1 Claim, 4 Drawing Sheets

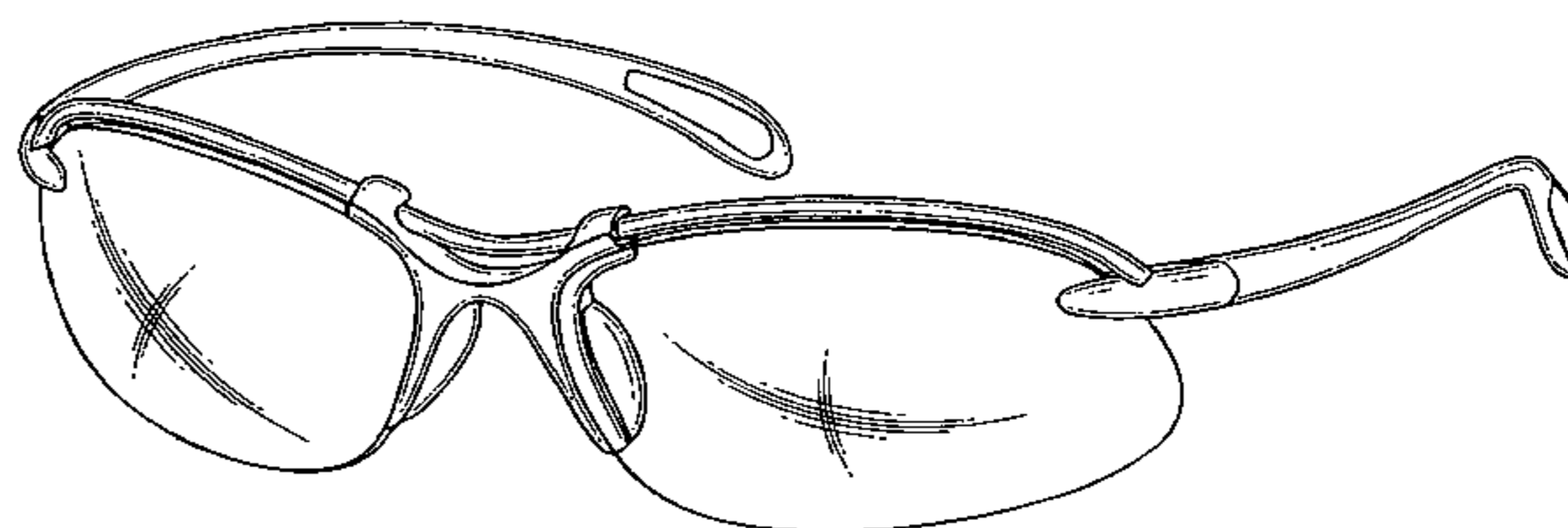
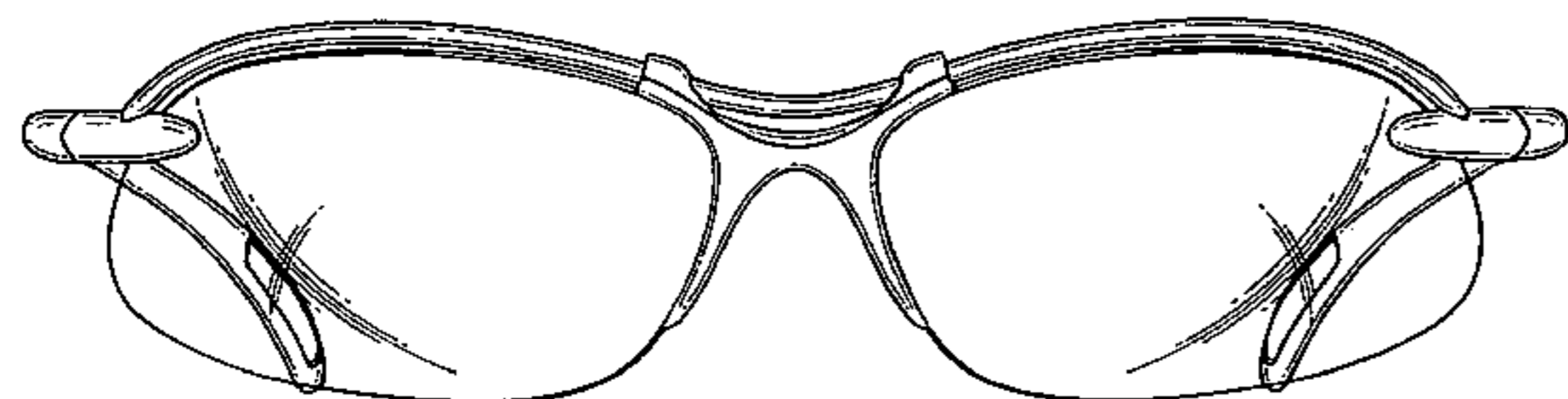


Fig. 1

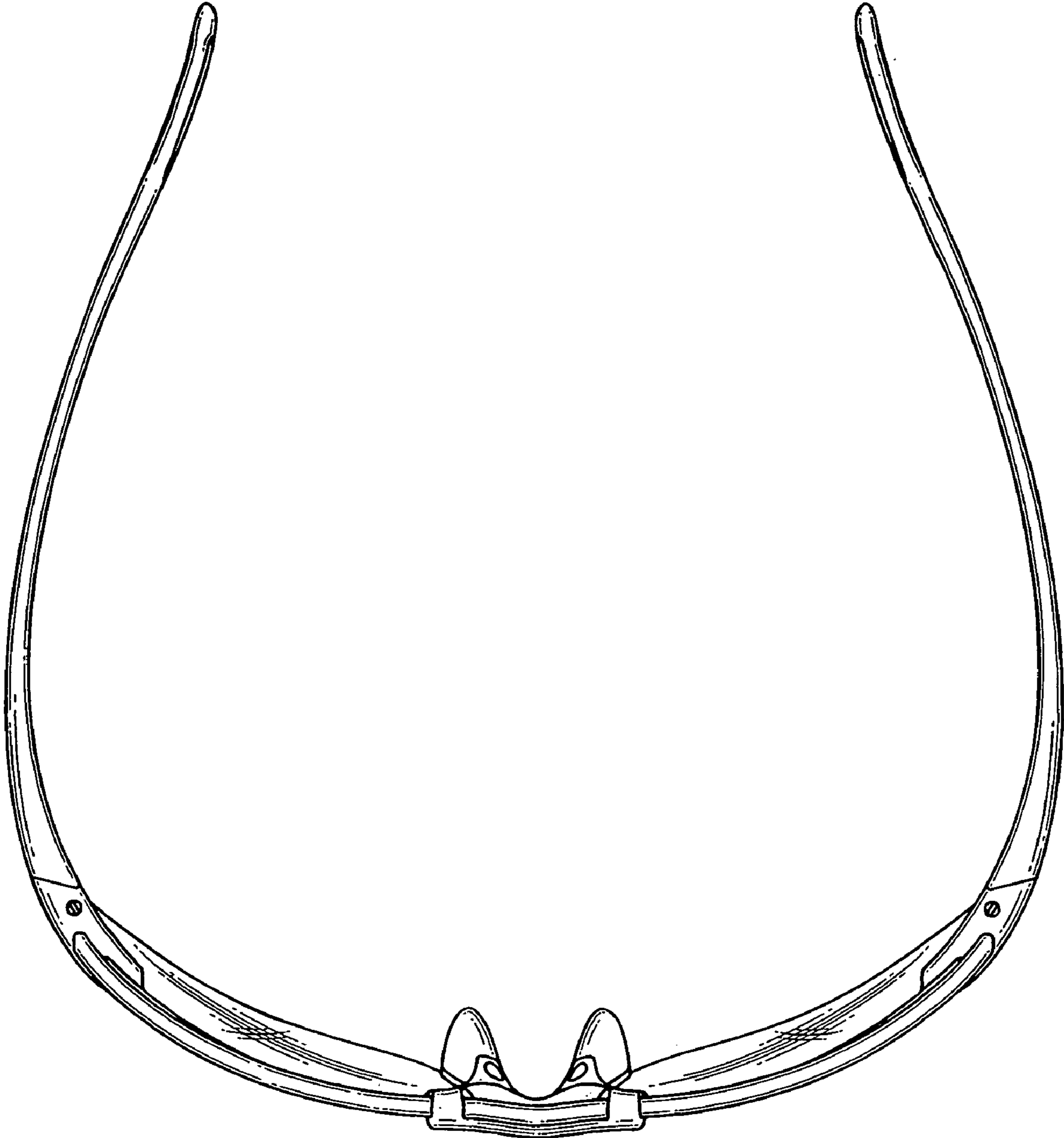


Fig.2

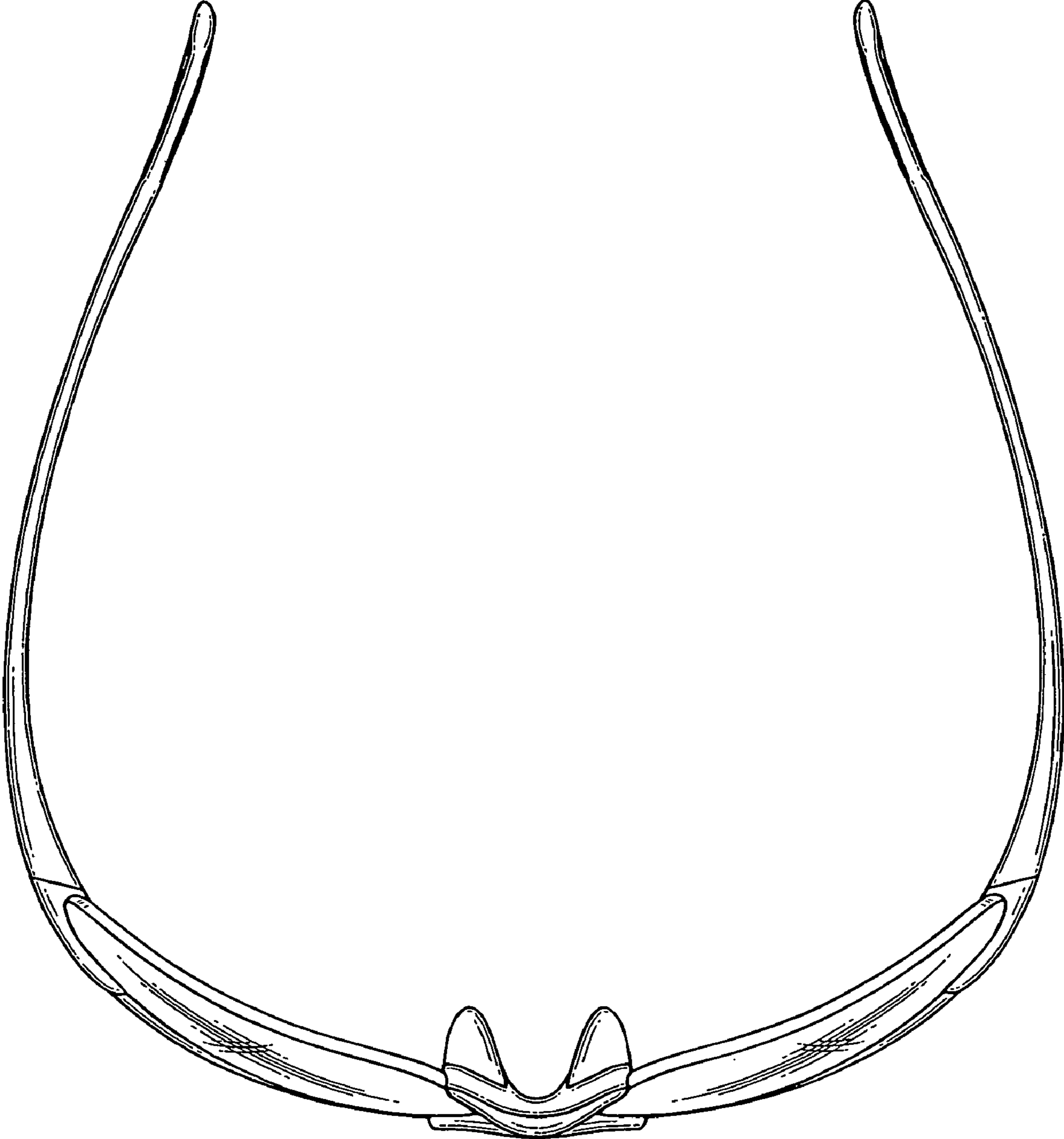


Fig.3

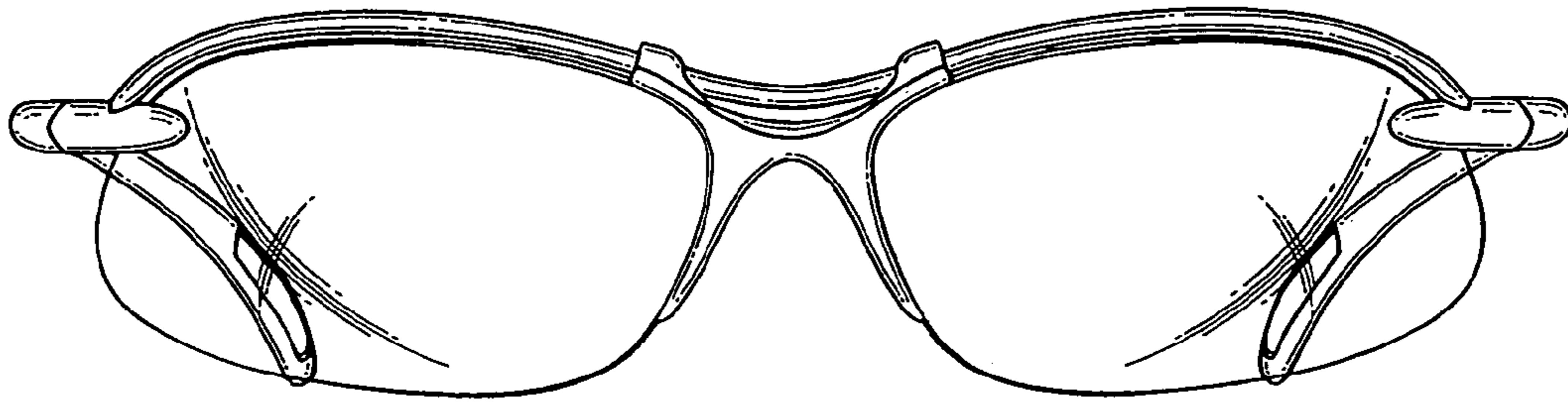


Fig.4

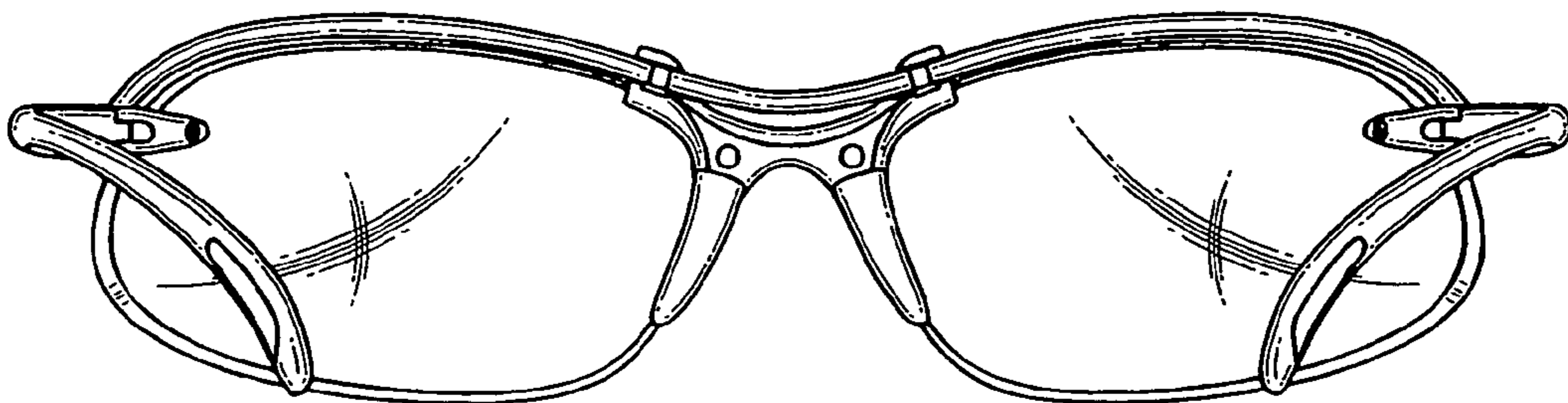


Fig.5



Fig.6

