



US00D547321S

(12) **United States Design Patent**
Viegers et al.

(10) **Patent No.: US D547,321 S**
(45) **Date of Patent: ** Jul. 24, 2007**

(54) **USER INTERFACE FOR A PORTION OF A DISPLAY SCREEN**
(75) Inventors: **Sander M. Viegers**, Seattle, WA (US);
Brandon G. Weber, Kirkland, WA (US)

6,470,155 B1 * 10/2002 Martin et al. 715/700
6,741,268 B1 * 5/2004 Hayakawa 715/777
6,762,771 B1 * 7/2004 Niki et al. 715/700
6,910,187 B2 * 6/2005 Felkey et al. 715/733
6,924,826 B1 * 8/2005 Nakagiri et al. 715/700
7,058,891 B2 * 6/2006 O'Neal et al. 715/730

(73) Assignee: **Microsoft Corporation**, Redmond, WA (US)

* cited by examiner

(**) Term: **14 Years**

Primary Examiner—Alan P. Douglas
Assistant Examiner—Deanna Fluegeman
(74) *Attorney, Agent, or Firm*—Banner & Witcoff, Ltd.

(21) Appl. No.: **29/233,255**

(57) **CLAIM**

(22) Filed: **Jun. 30, 2005**

The ornamental design for a user interface for a portion of a display screen, as shown and described.

(51) **LOC (8) Cl.** **14-04**

(52) **U.S. Cl.** **D14/487**

(58) **Field of Classification Search** D14/485–495;
D18/24–33; D19/6; D20/11; D21/324–333;
715/700–867, 973–977

DESCRIPTION

See application file for complete search history.

FIG. 1 is a front view of a user interface for a portion of a display screen showing our new design; and,

FIG. 2 is an enlarged view of the claimed region in FIG. 1.

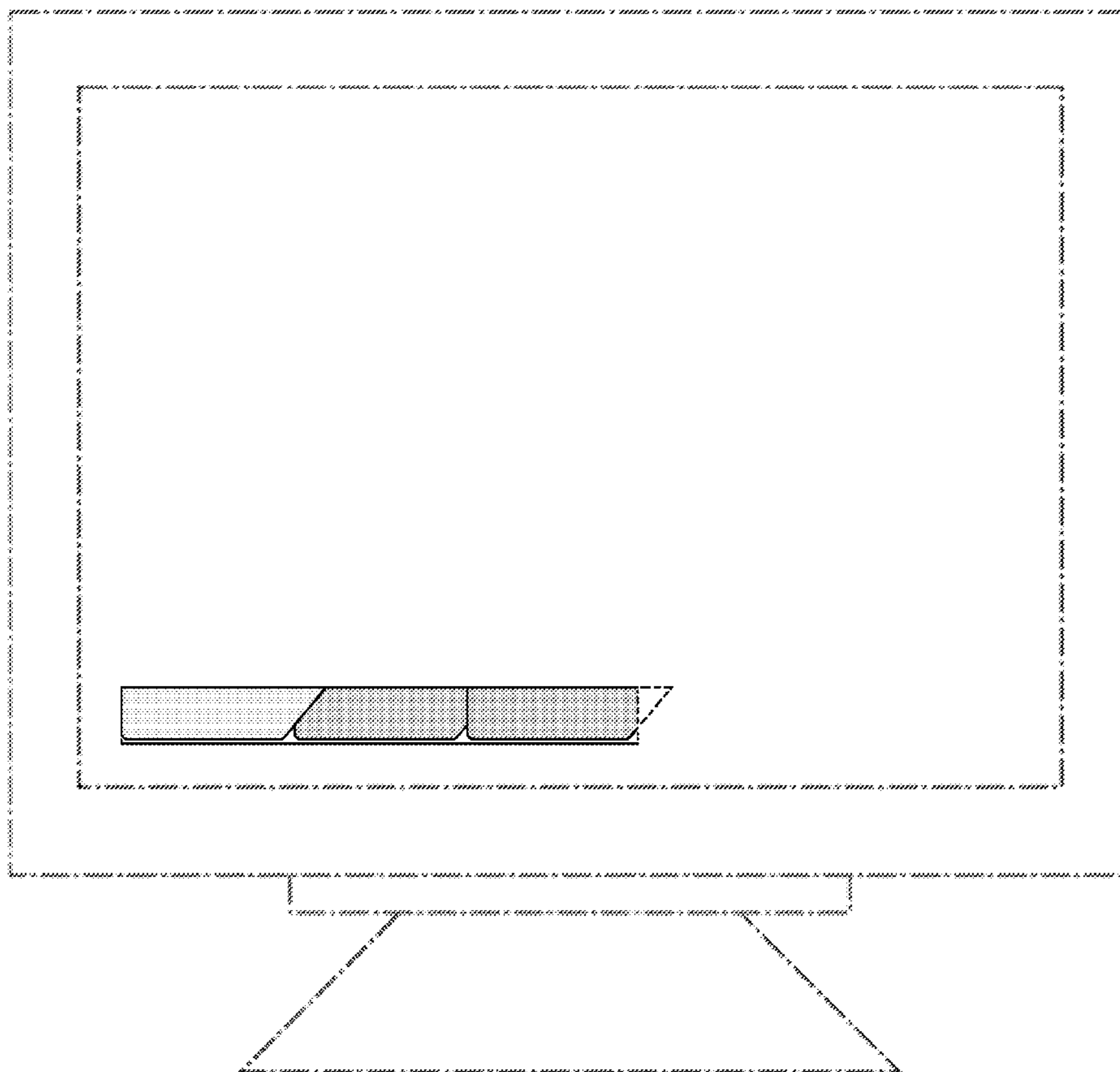
(56) **References Cited**

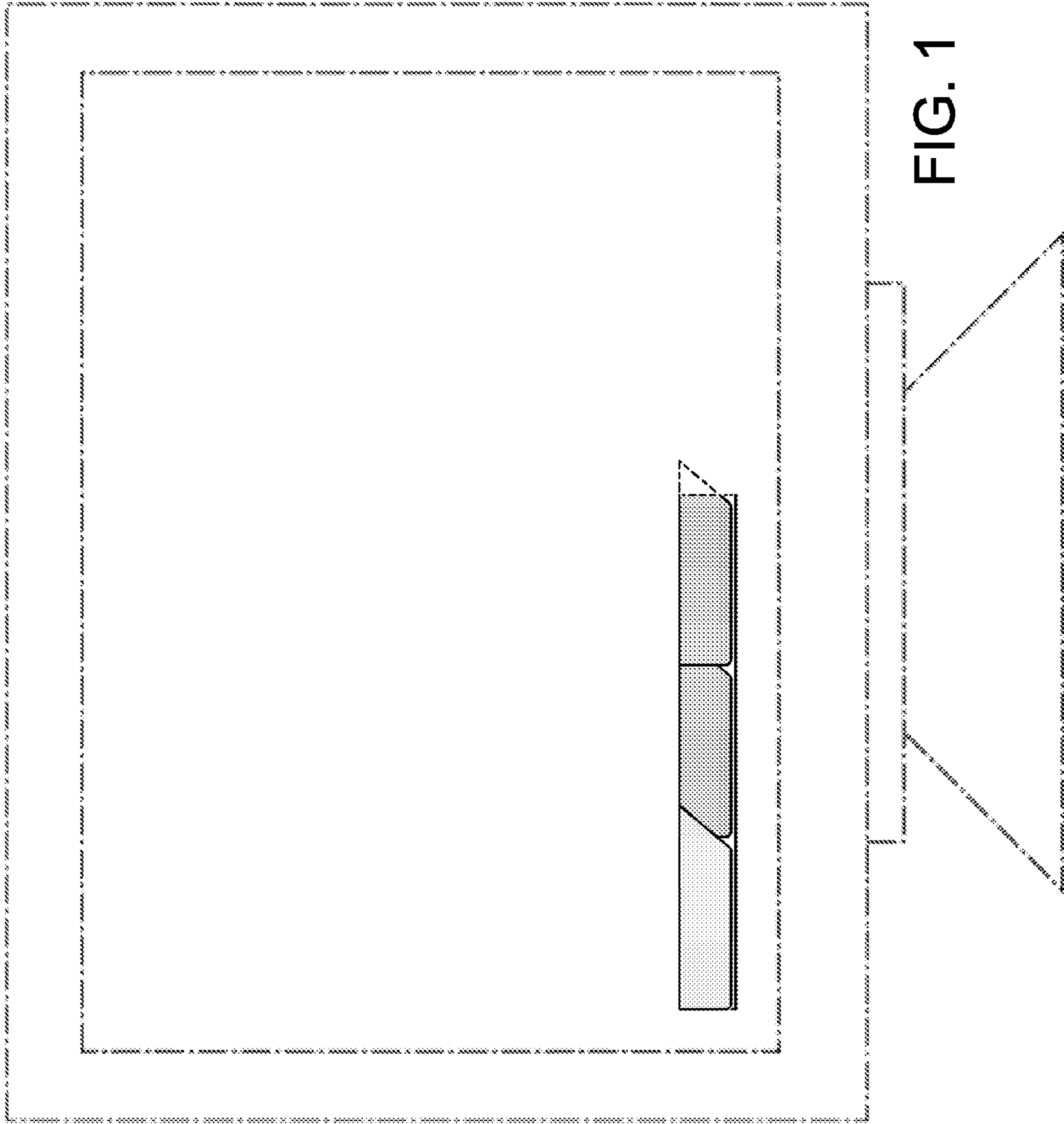
The broken lines on the right side and lower left side form unclaimed boundaries of the design. The broken line showing of the display screen in FIG. 1 is for illustrative purposes only and forms no part of the claimed design.

U.S. PATENT DOCUMENTS

5,572,644 A * 11/1996 Liaw et al. 715/700
5,602,982 A * 2/1997 Judd et al. 715/709
6,421,717 B1 * 7/2002 Kloba et al. 715/700

1 Claim, 2 Drawing Sheets








FIG. 2