

US00D547294S

(12) **United States Design Patent**
Cho et al.

(10) **Patent No.:** **US D547,294 S**
(45) **Date of Patent:** **** Jul. 24, 2007**

(54) **MOBILE PHONE**

(75) Inventors: **Yoon-Young Cho**, Seoul (KR);
Chang-Hwan Hwang, Goyang-si (KR)

(73) Assignee: **Samsung Electronics Co., Ltd.**,
Suwon-Si (KR)

(**) Term: **14 Years**

(21) Appl. No.: **29/252,550**

(22) Filed: **Jan. 25, 2006**

(30) **Foreign Application Priority Data**

Sep. 7, 2005 (KR) 30-2005-0030402

(51) **LOC (8) Cl.** **14-03**

(52) **U.S. Cl.** **D14/138**

(58) **Field of Classification Search** D14/137,
D14/138, 147, 218, 341-347, 496; D21/324,
D21/517; 455/90.3, 556.1, 556.2, 575.1,
455/575.3, 575.4; 379/433.01-433.13; 361/814;
348/14.02

See application file for complete search history.

(56) **References Cited**

U.S. PATENT DOCUMENTS

6,822,871	B2 *	11/2004	Lee et al.	361/727
D502,162	S *	2/2005	Kim et al.	D14/138
D508,240	S *	8/2005	Lee et al.	D14/138
D508,688	S *	8/2005	Lee et al.	D14/138
D512,702	S *	12/2005	Lee et al.	D14/138
D526,297	S *	8/2006	Lee et al.	D14/138
D527,369	S *	8/2006	Chung et al.	D14/138
D527,716	S *	9/2006	Kim et al.	D14/138
D528,092	S *	9/2006	Lee et al.	D14/138
D529,014	S *	9/2006	Kim et al.	D14/138
D529,887	S *	10/2006	Chung et al.	D14/138

D529,888	S *	10/2006	Lee et al.	D14/138
D530,299	S *	10/2006	Lee	D14/138
2005/0107126	A1 *	5/2005	Kim	455/565
2005/0124394	A1 *	6/2005	Kim et al.	455/575.3
2005/0164751	A1 *	7/2005	Nishihara	455/575.1
2005/0190291	A1 *	9/2005	Kota et al.	348/376
2005/0250532	A1 *	11/2005	Hwang et al.	455/550.1

OTHER PUBLICATIONS

Samsung E860, announced 4th quarter 2005, [online], [retrieved on Feb. 8, 2007]. Retrieved from Internet ,<URL: http://www.gsmarena.com>.*

Sagem MY Z-55, announced 1st quarter 2005, [online], [retrieved on Feb. 20, 2007]. Retrieved from Internet ,<URL: http://www.gsmarena.com>.*

* cited by examiner

Primary Examiner—Jeffrey Asch

Assistant Examiner—Bridget L. Eland

(74) *Attorney, Agent, or Firm*—Staas & Halsey LLP

(57) **CLAIM**

The ornamental design for the mobile phone, as shown and described.

DESCRIPTION

FIG. 1 is a perspective view of the mobile phone showing our design;

FIG. 2 is a front view thereof;

FIG. 3 is a rear view thereof;

FIG. 4 is a left side view thereof;

FIG. 5 is a right side view thereof;

FIG. 6 is a top plan view thereof;

FIG. 7 is a bottom plan view thereof; and,

FIG. 8 is an open view thereof.

1 Claim, 4 Drawing Sheets

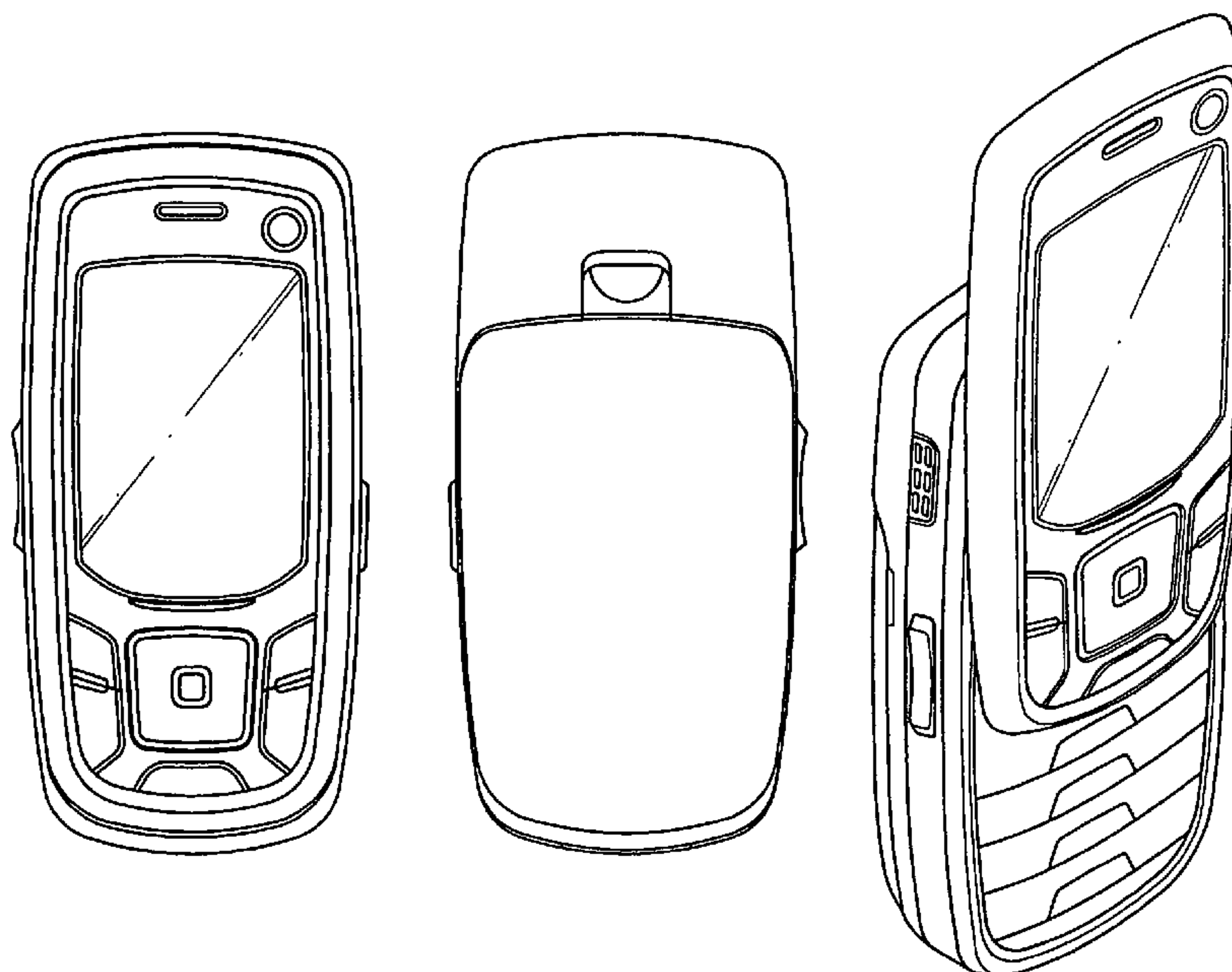


FIG. 1

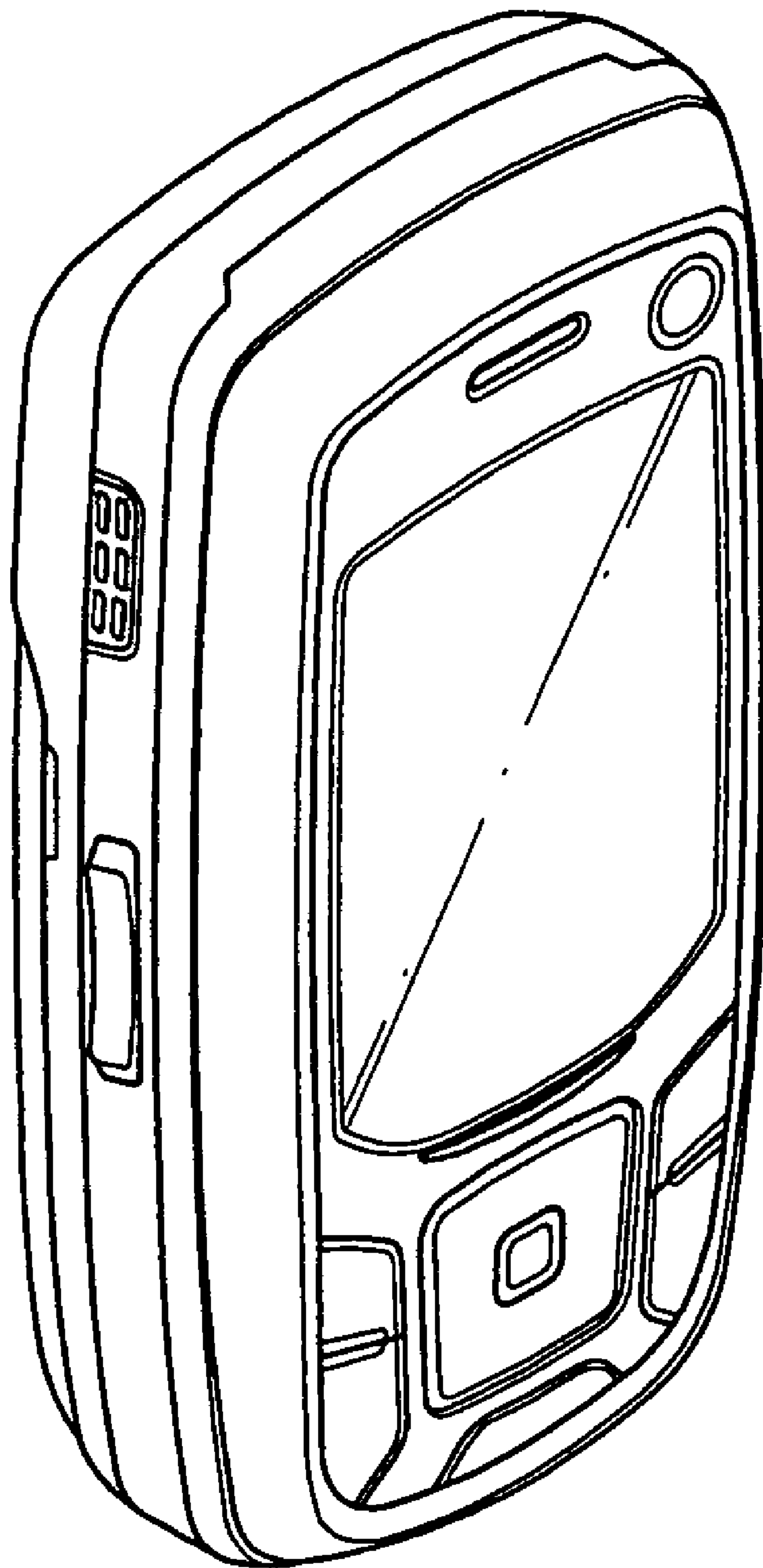


FIG. 2

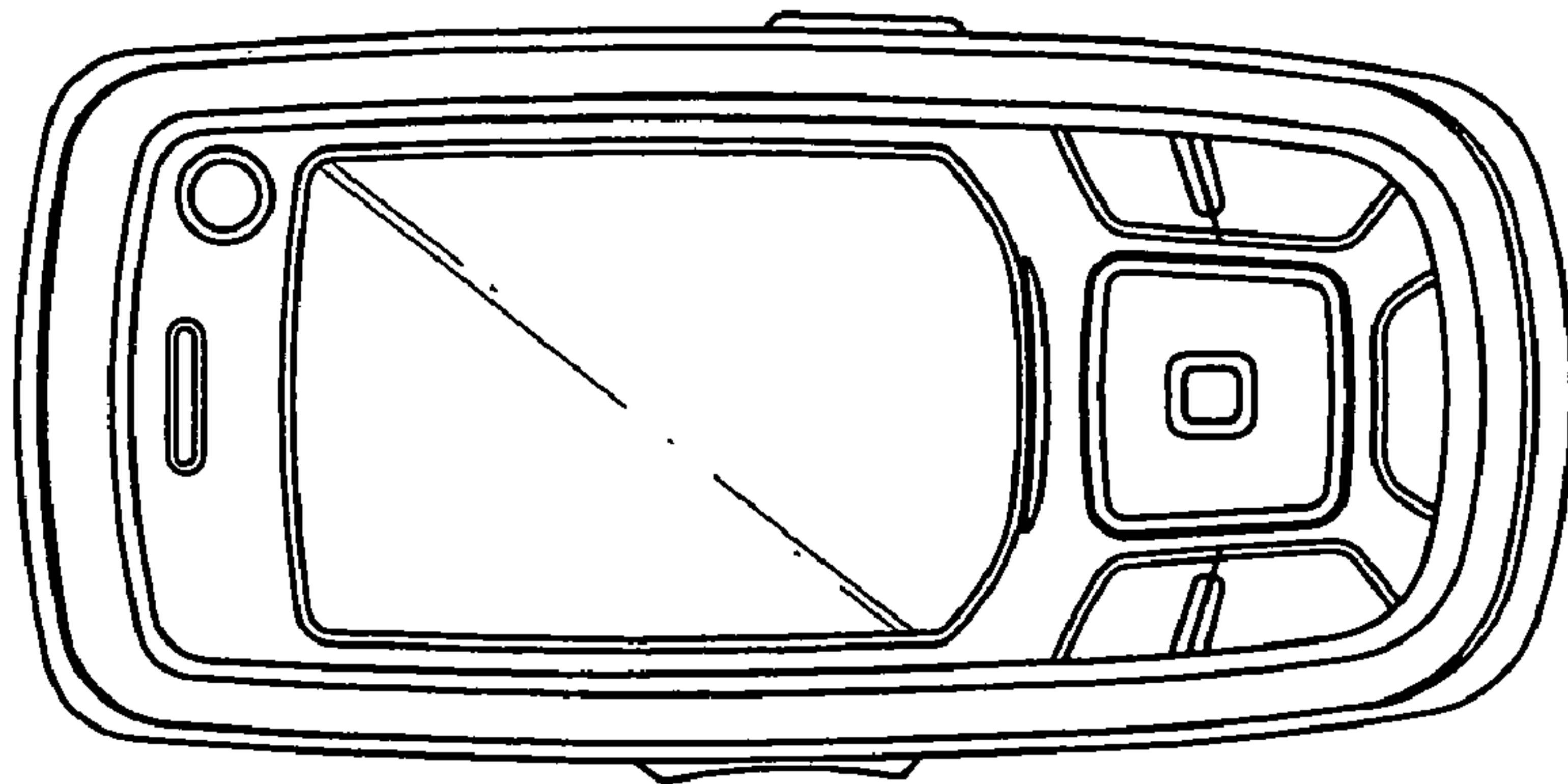


FIG. 3

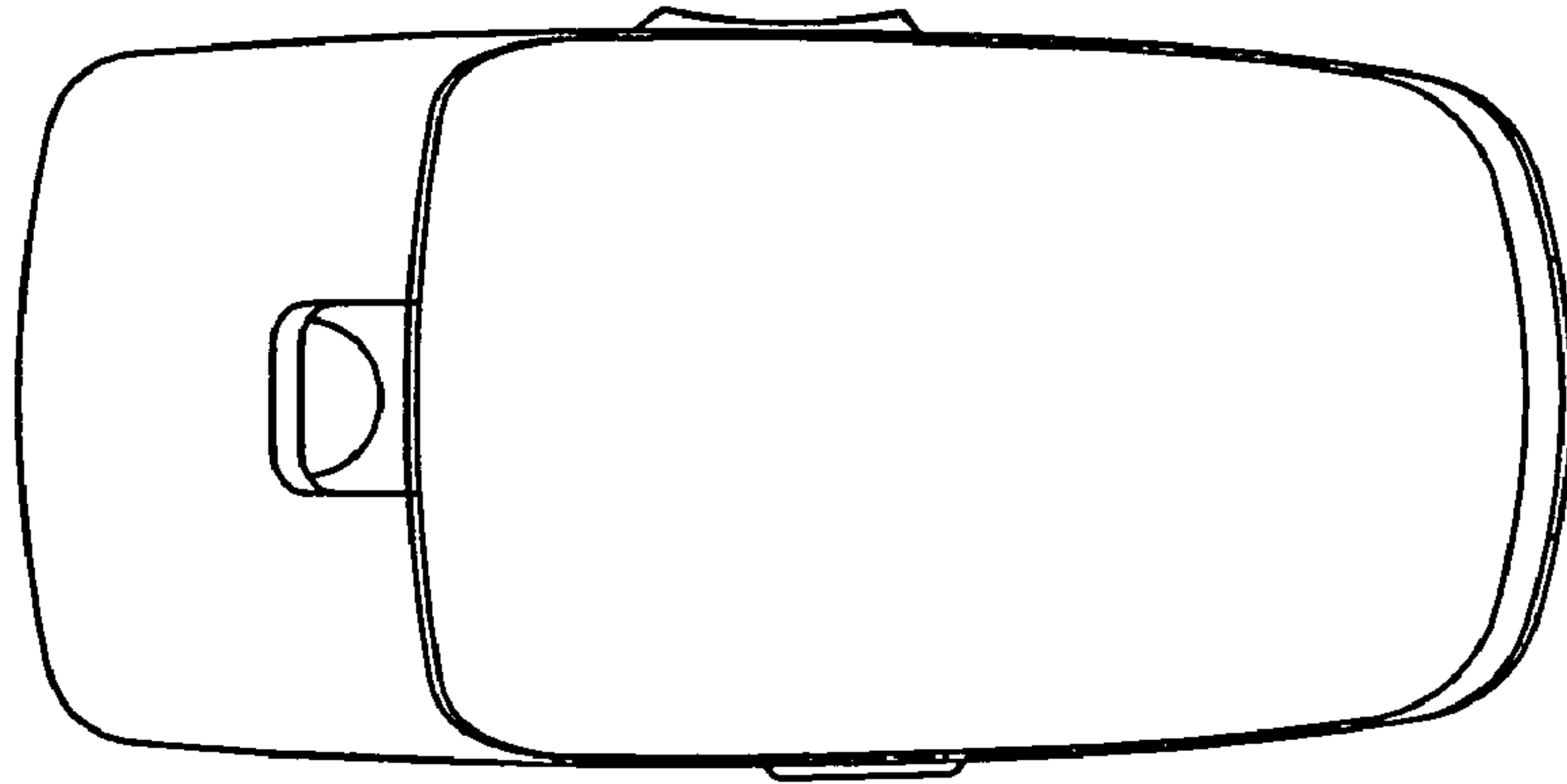


FIG. 4




FIG. 5

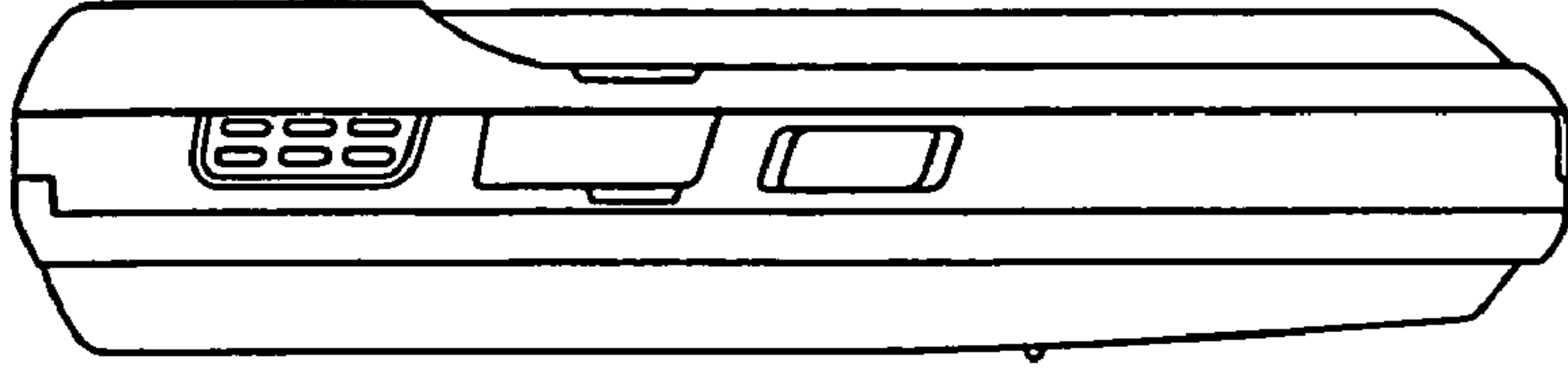


FIG. 6




FIG. 7




FIG. 8

