



US00D547275S

(12) **United States Design Patent**
Bonnaud

(10) **Patent No.:** **US D547,275 S**

(45) **Date of Patent:** **** Jul. 24, 2007**

(54) **REMOTE CONTROL**

(75) Inventor: **Matthieu Bonnaud**, Cluses (FR)

(73) Assignee: **Somfy SAS**, Cluses (FR)

(**) Term: **14 Years**

(21) Appl. No.: **29/252,449**

(22) Filed: **Jan. 23, 2006**

(30) **Foreign Application Priority Data**

Aug. 2, 2005 (EM) 000381496

(51) **LOC (8) Cl.** **13-03**

(52) **U.S. Cl.** **D13/168**

(58) **Field of Classification Search** 345/156,
345/168, 169; 348/734; 455/92, 95, 100,
455/128, 151.1–151.4, 325–355; 463/39;
700/17, 19, 20, 281; D13/168; D10/104,
D10/106; D14/218, 247; 340/825.22, 825.24,
340/825.25, 825.31, 825.36, 825.69, 825.71,
340/825.72; 341/20, 22, 23, 34, 173, 174,
341/176

See application file for complete search history.

(56) **References Cited**

U.S. PATENT DOCUMENTS

D313,398 S * 1/1991 Gilchrist D13/168
D327,876 S * 7/1992 Stickey D13/168
D350,494 S * 9/1994 Hwang D10/106

D357,919 S * 5/1995 Tsui D14/218
D375,696 S * 11/1996 Seki et al. D10/104
D405,424 S * 2/1999 Winkler et al. D13/168
D436,083 S * 1/2001 Kishita et al. D13/168
D444,131 S * 6/2001 Pinchuk D13/168
6,675,300 B1 * 1/2004 Jung et al. 726/17
2003/0018397 A1 * 1/2003 Chanu 700/17
2006/0138864 A1 * 6/2006 Trahanovsky 307/10.1

* cited by examiner

Primary Examiner—Selina Sikder

(74) *Attorney, Agent, or Firm*—Frommer Lawrence & Haug
LLP; Ronald R. Santucci

(57) **CLAIM**

The ornamental design for a remote control, as shown and described.

DESCRIPTION

FIG. 1 is a front view of a remote control showing my new design

FIG. 2 is a right side view thereof

FIG. 3 is a left side view thereof

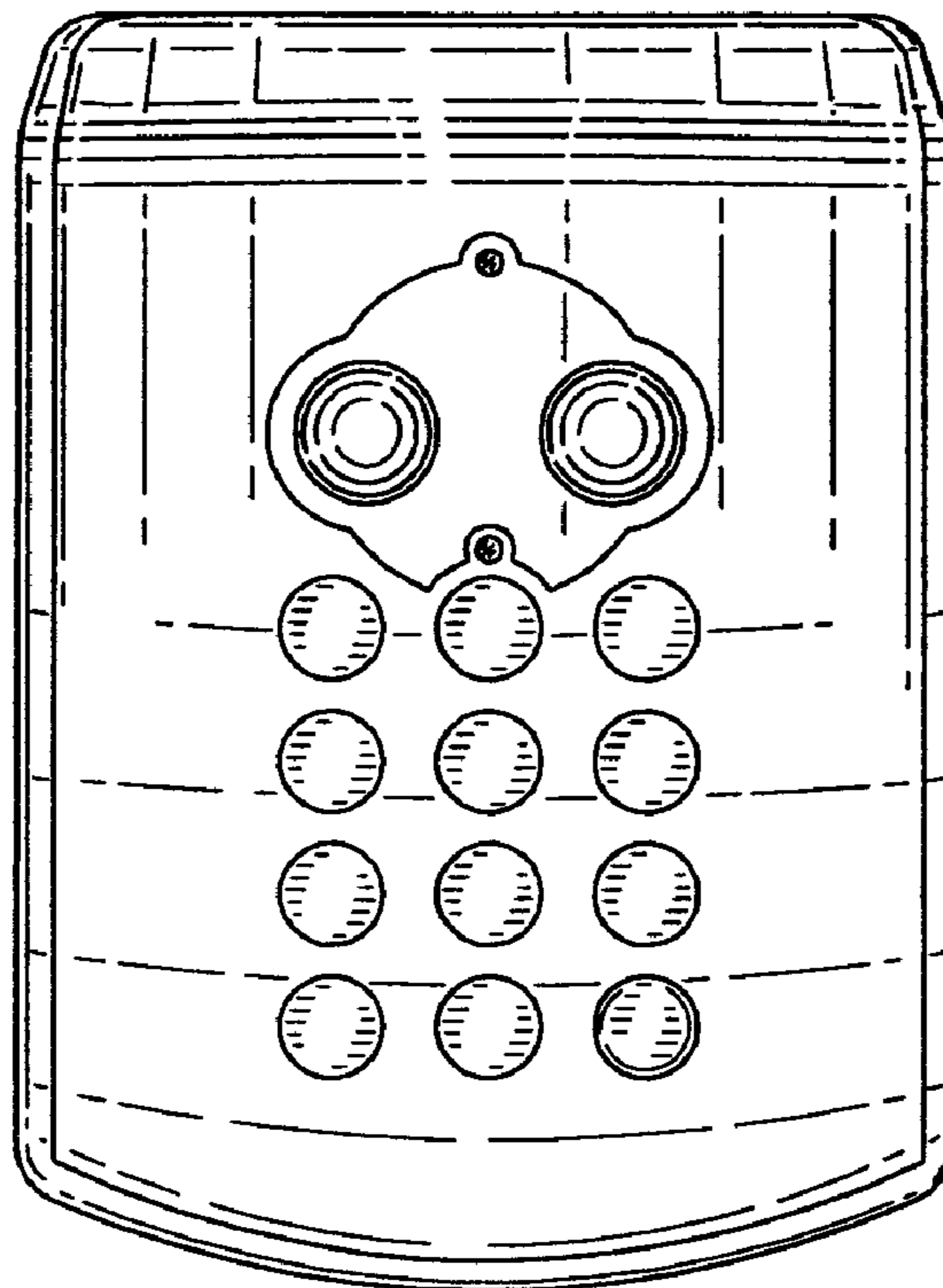
FIG. 4 is a top view thereof

FIG. 5 is a bottom view thereof

FIG. 6 is a rear view thereof; and,

FIG. 7 is a partial enlarged view showing the details of the buttons shown in FIG. 1.

1 Claim, 2 Drawing Sheets



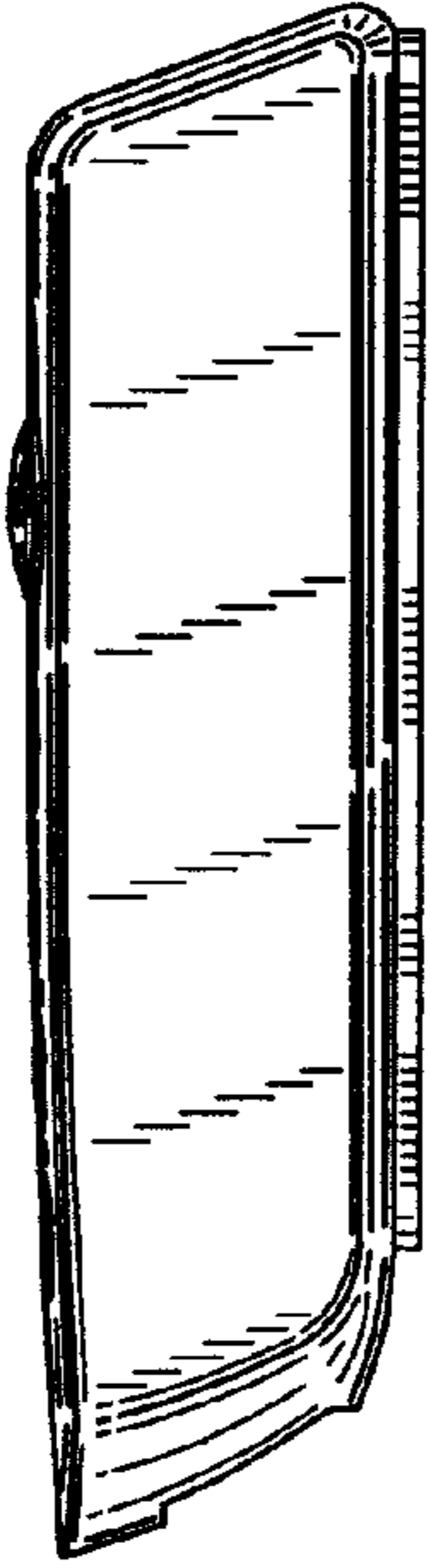


FIG. 2

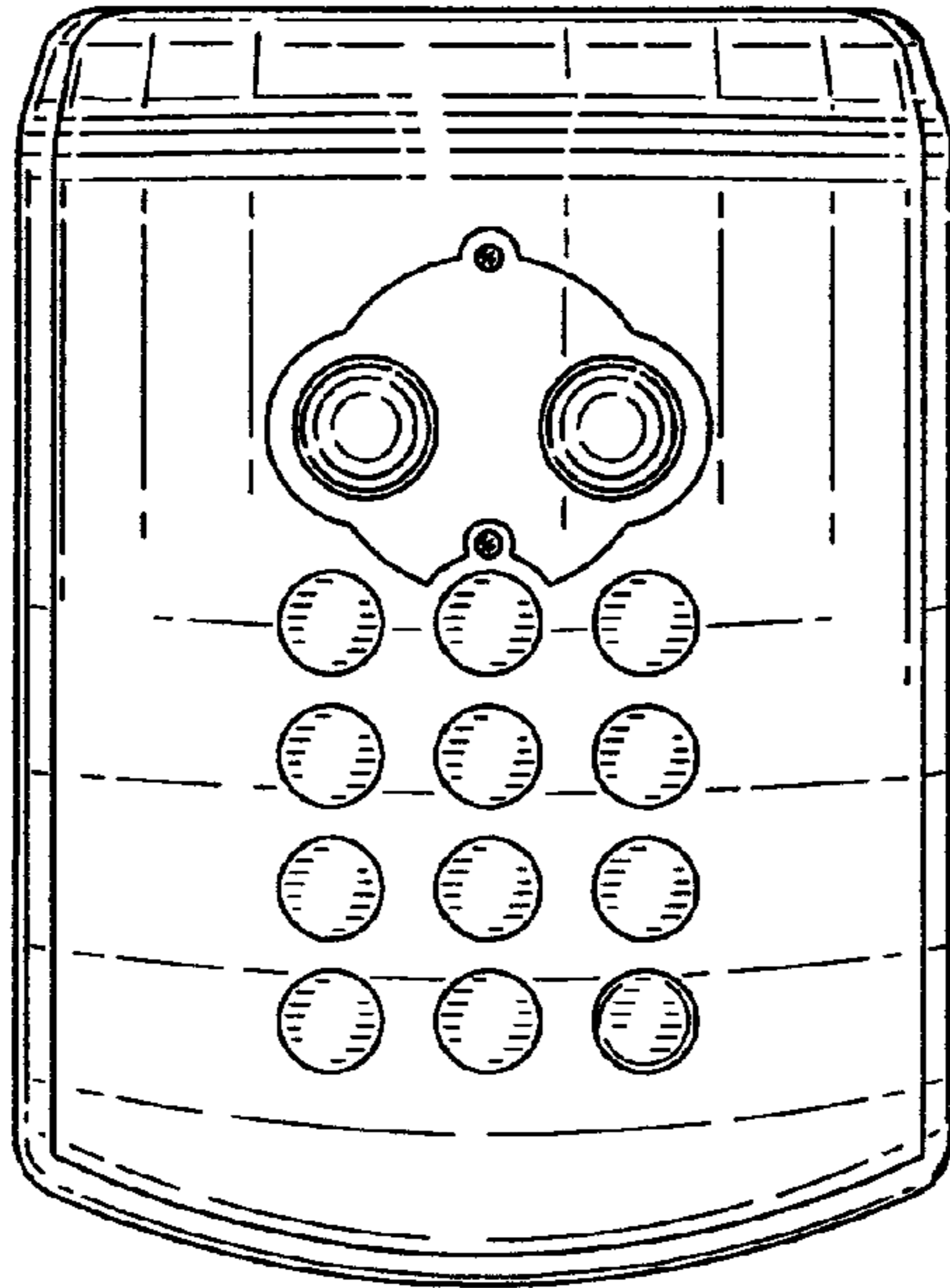


FIG. 1

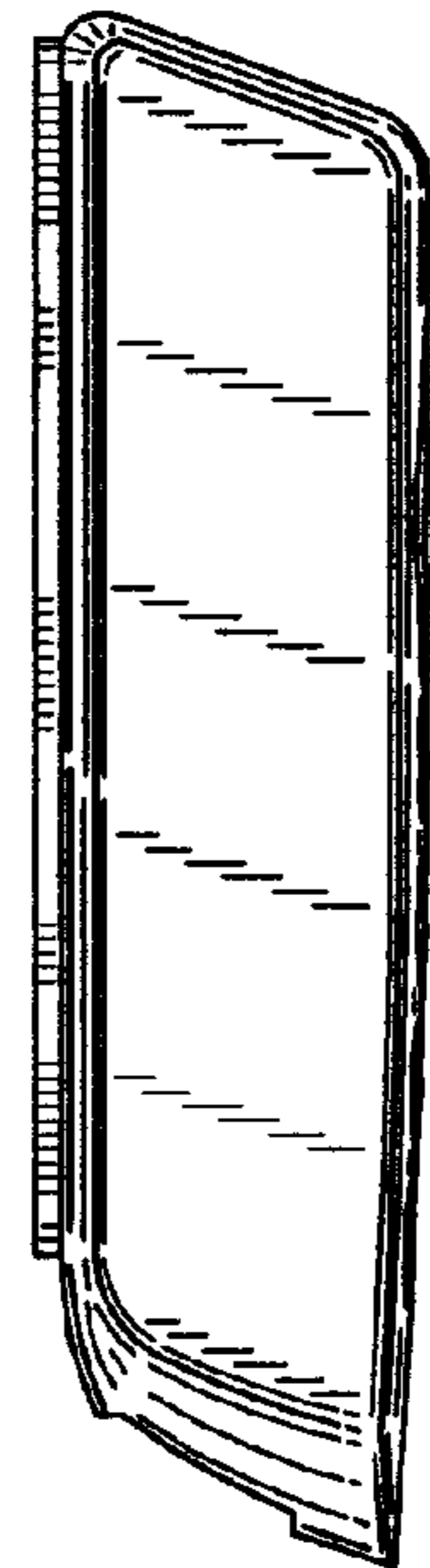


FIG. 3

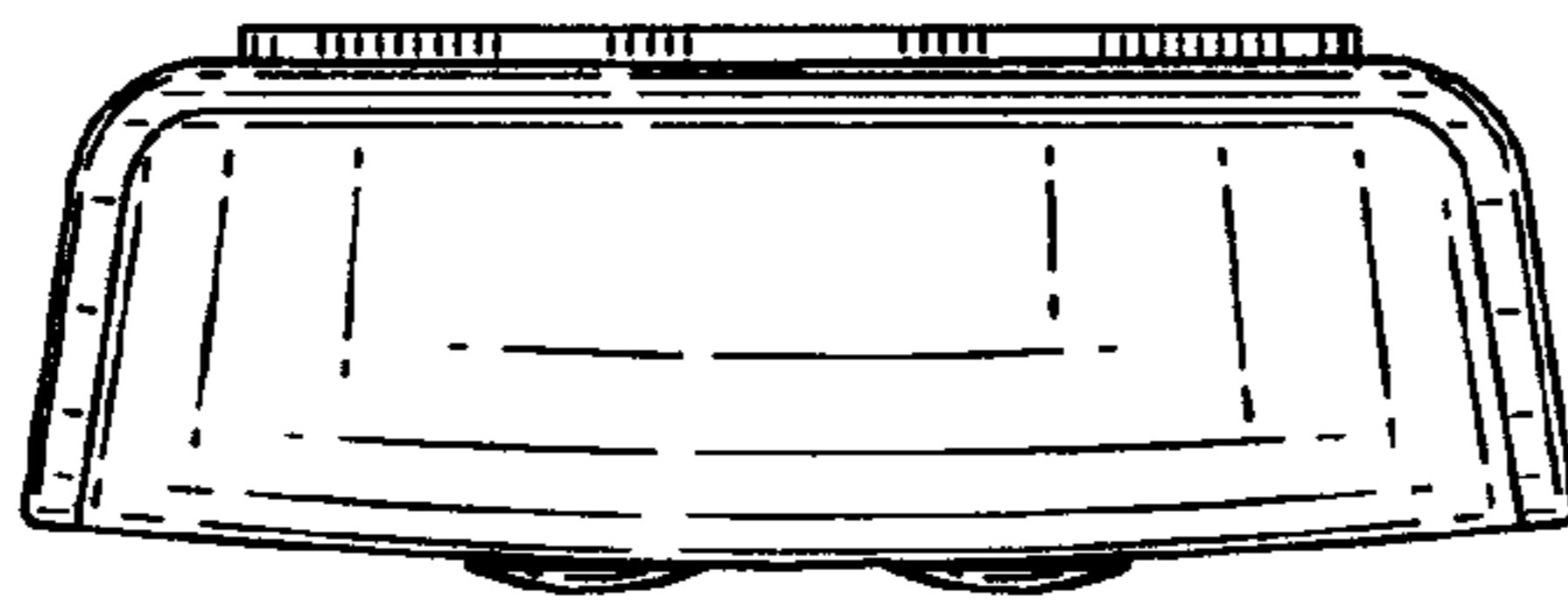


FIG. 4

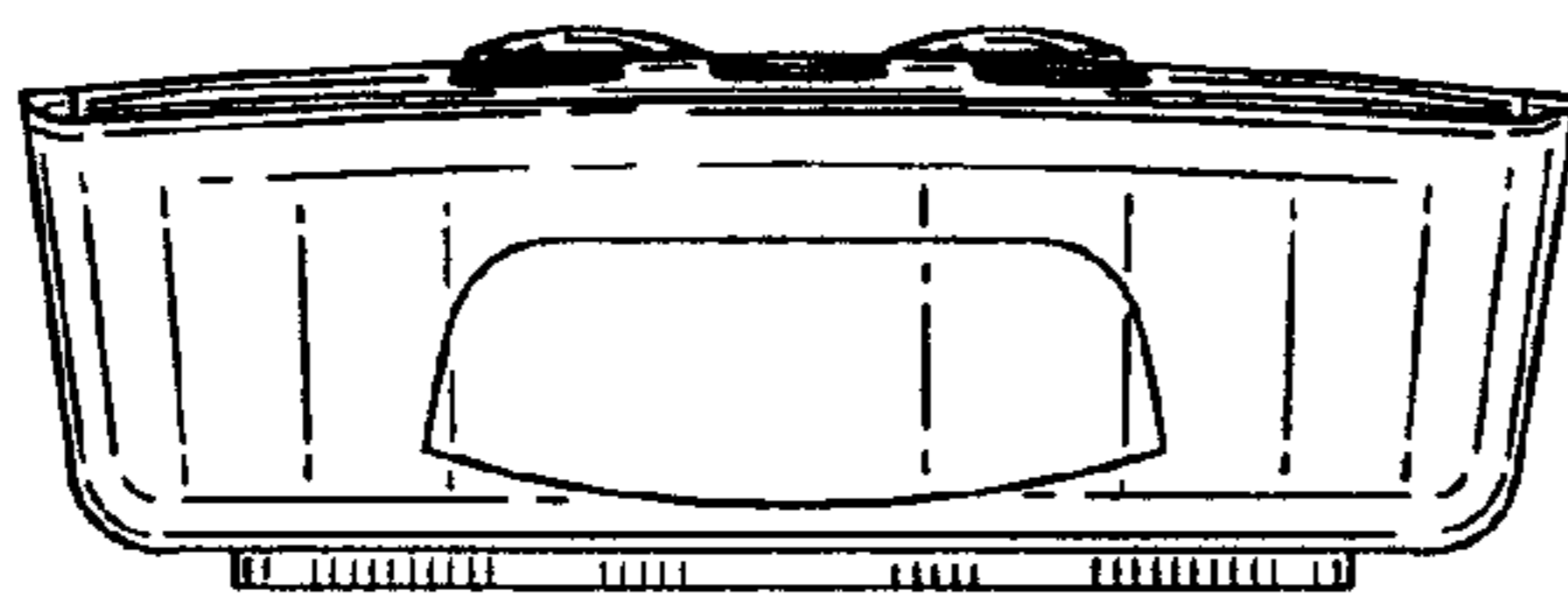


FIG. 5




FIG. 6

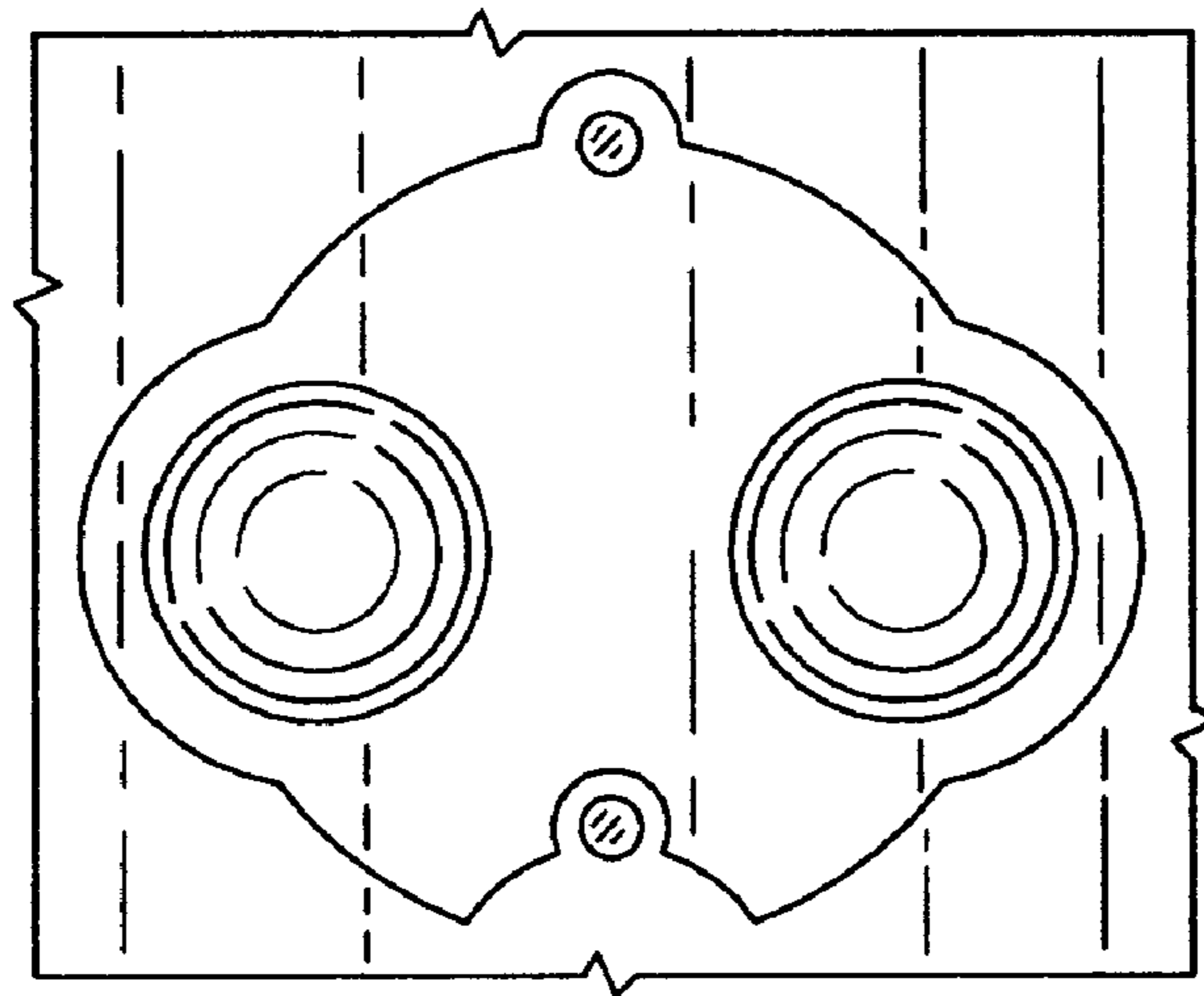


FIG. 7