



US00D547273S

(12) **United States Design Patent**  
**Miarta et al.**

(10) **Patent No.:** **US D547,273 S**  
(45) **Date of Patent:** **\*\* Jul. 24, 2007**

(54) **SHADE CONTROL KEYPAD**  
(75) Inventors: **Justin Miarta**, Emmaus, PA (US);  
**Elliot Jacoby**, Glenside, PA (US);  
**Stacey Shetter**, Bethlehem, PA (US);  
**Larry Carmen**, Bath, PA (US)

D466,090 S 11/2002 Bennett et al. .... D13/164  
D475,024 S 5/2003 Bennett et al. .... D13/164  
D475,025 S 5/2003 Bennett et al. .... D13/164  
D516,041 S 2/2006 Hobart et al. .... D13/164

(73) Assignee: **Lutron Electronics Co., Inc.**

(\*\*) Term: **14 Years**

(21) Appl. No.: **29/271,790**

(22) Filed: **Jan. 25, 2007**

**Related U.S. Application Data**

(62) Division of application No. 29/222,051, filed on Jan. 24, 2005.

(51) **LOC (8) Cl.** ..... **13-03**  
(52) **U.S. Cl.** ..... **D13/164**  
(58) **Field of Classification Search** ..... D13/162,  
D13/164, 169, 170, 171; D8/353; 200/5 A,  
200/293, 296, 297, 329, 333, 335, 339, 341,  
200/520, 530, 537, 552; 220/241; 307/125,  
307/139; 315/291-296

See application file for complete search history.

(56) **References Cited**

**U.S. PATENT DOCUMENTS**

D350,531 S 9/1994 Tsuji ..... D13/164  
D412,491 S 8/1999 Mayo et al. .... D13/164  
D421,246 S 2/2000 Mayo et al. .... D13/162  
6,100,659 A 8/2000 Will et al. .... 318/466  
6,120,262 A 9/2000 McDonough et al. .... 417/424.1  
D436,930 S 1/2001 Butler ..... D13/162  
D437,834 S 2/2001 Mayo et al. .... D13/162  
D441,723 S 5/2001 Mayo et al. .... D13/162  
D442,558 S 5/2001 Mayo et al. .... D13/162  
D465,770 S 11/2002 Bennett et al. .... D13/164

**OTHER PUBLICATIONS**

“SeeTouch™ Ordering Guide”, by Lutron Electronics Co., Inc. of Coopersburg, PA, 4 pages, 2002.

“Commercial systems technical guide”, by Lutron Electronics Co., Inc. of Coopersburg, PA, 9 pages including pages numbered 42-45 and 49-51, Apr. 2003.

Product Literature for “Nova T-Star Shade/Drape/Screen Control Stations”, by Lutron Electronics Co., Inc. of Coopersburg, PA, 3 pages, Mar. 1998.

“Electronic Control Catalog” by Somfy Systems, Inc., 3 pages including pages numbered 12 and 22, Mar. 2002.

*Primary Examiner*—Selina Sikder

(74) *Attorney, Agent, or Firm*—Drinker, Biddle & Reath LLP

(57) **CLAIM**

The ornamental design for a shade control keypad, as shown and described.

**DESCRIPTION**

FIG. 1 is a perspective view of a shade control keypad showing our design.

FIG. 2 is a front view thereof.

FIG. 3 is a left side view thereof.

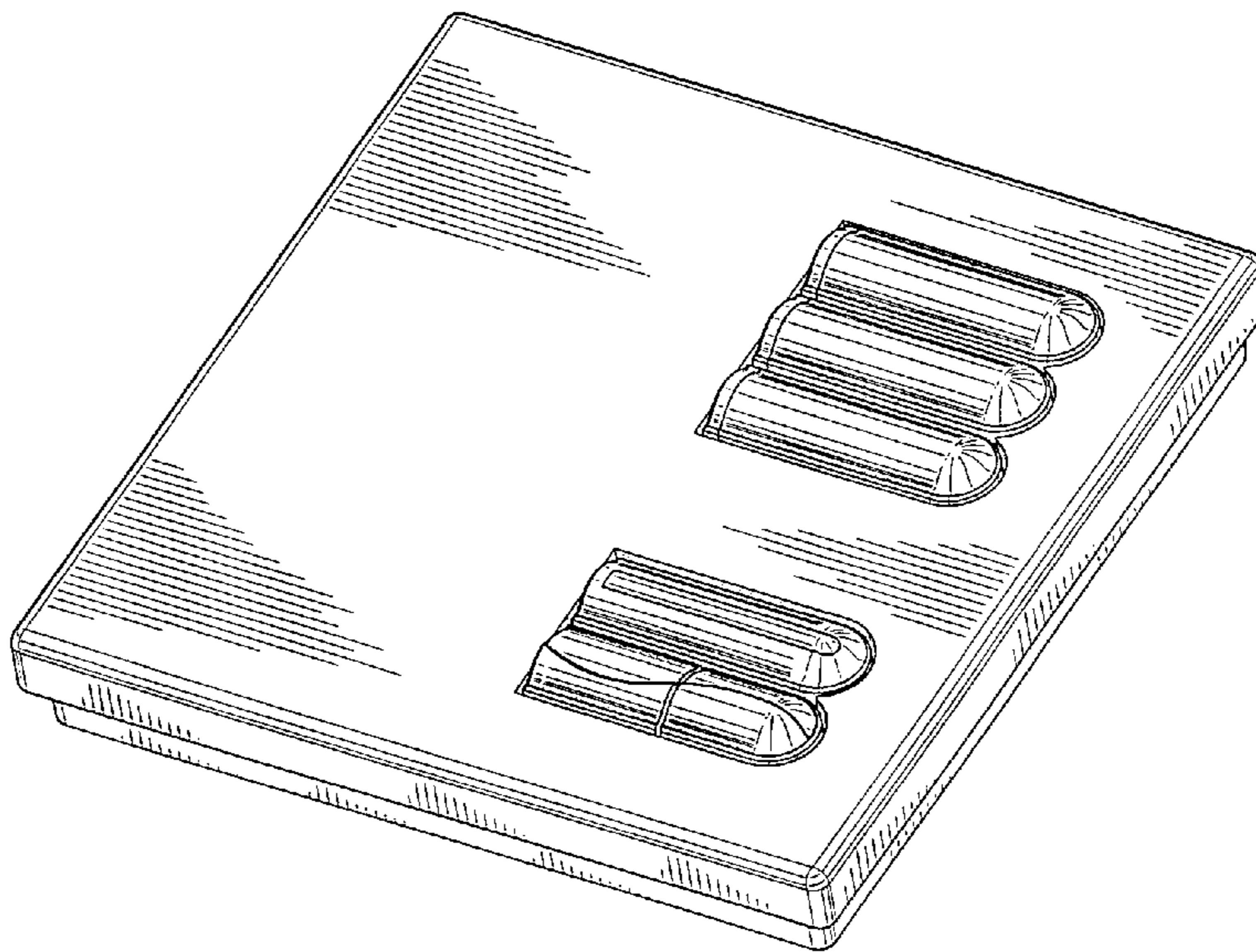
FIG. 4 is a right side view thereof.

FIG. 5 is a top view thereof; and,

FIG. 6 is a bottom view thereof.

The rear view forms no part of the design and is omitted. The portions of the drawings appearing in broken line are for environment only and do not form a part of the design.

**1 Claim, 4 Drawing Sheets**



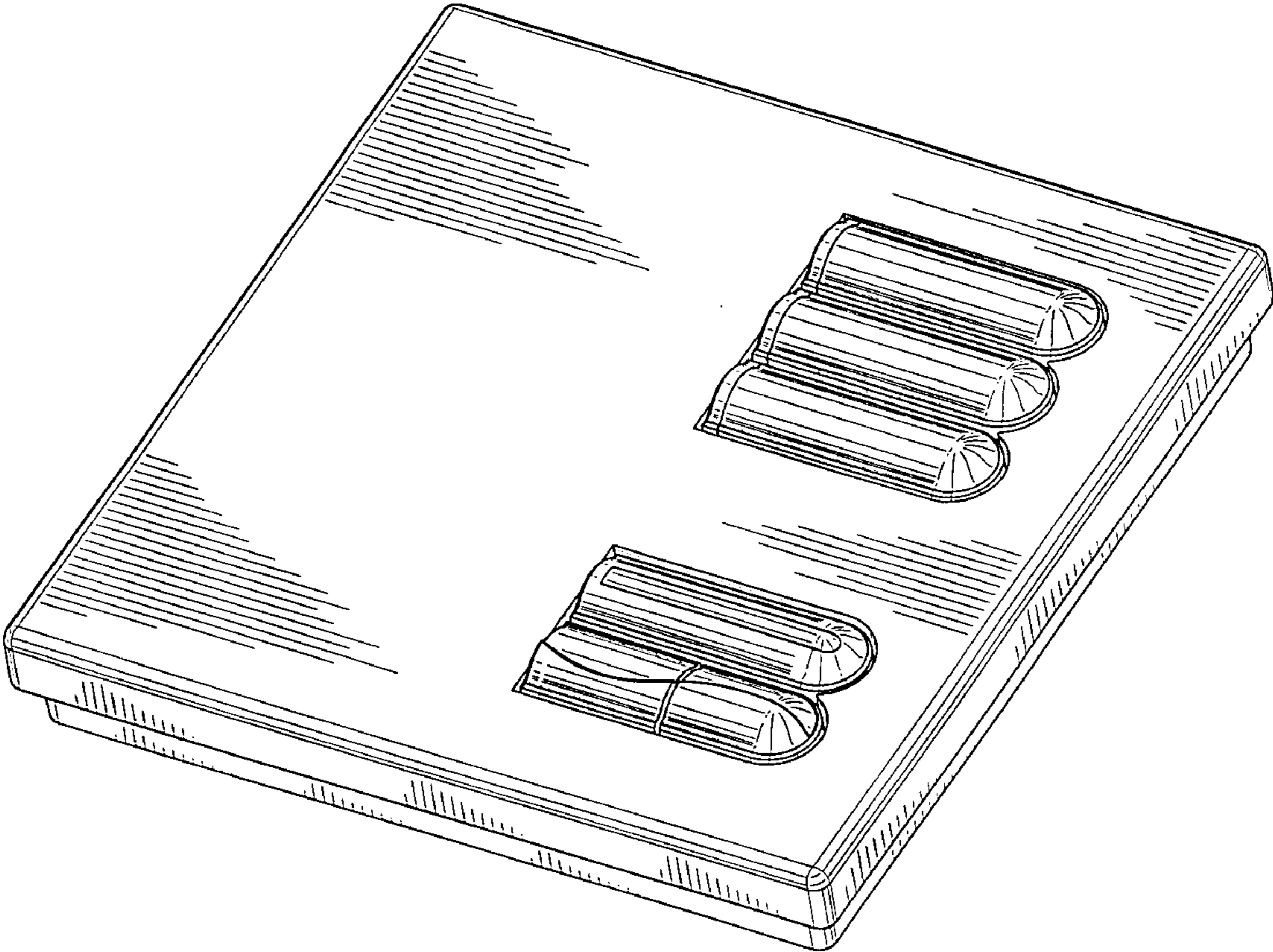


FIG. 1

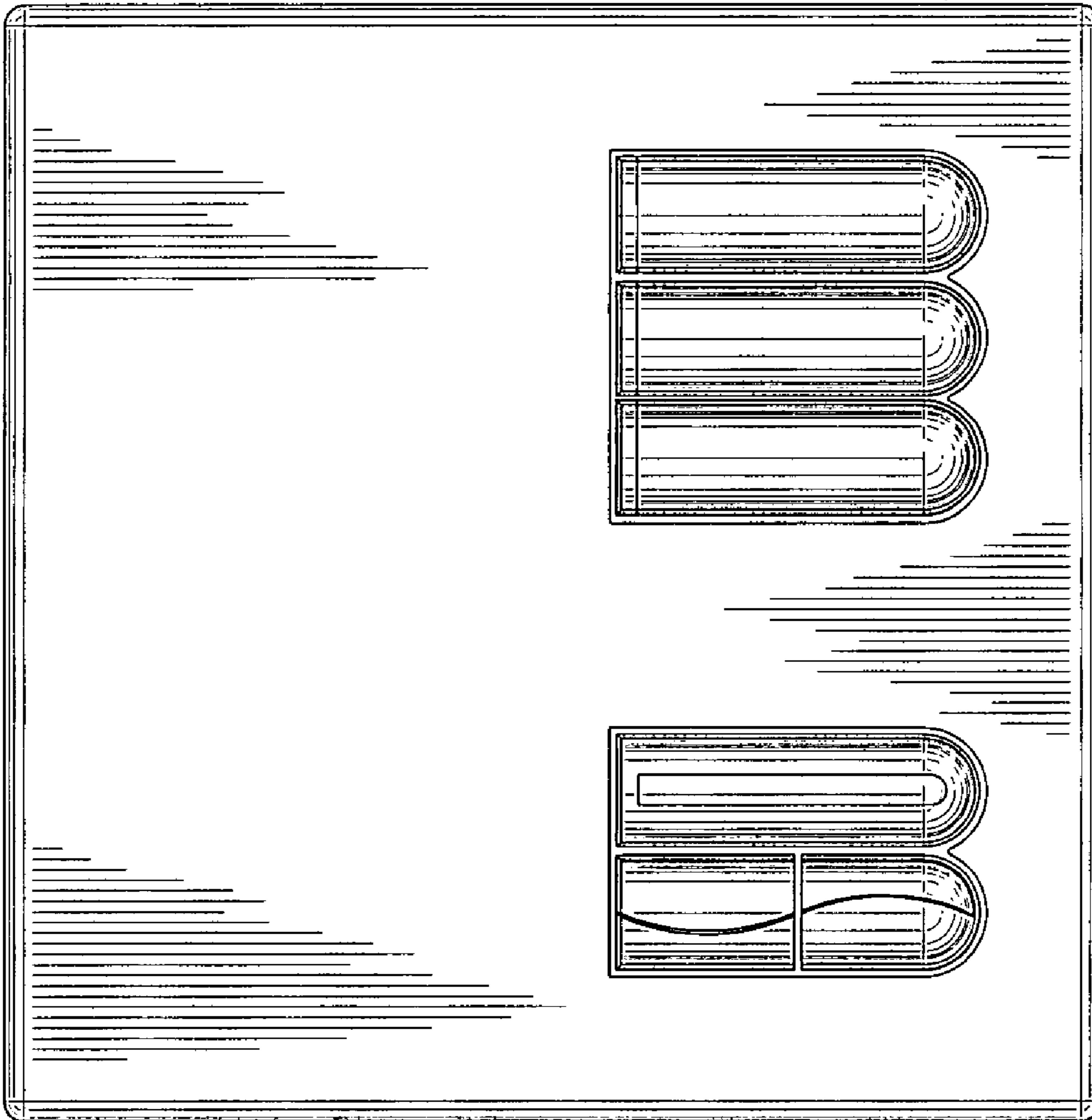


FIG. 2

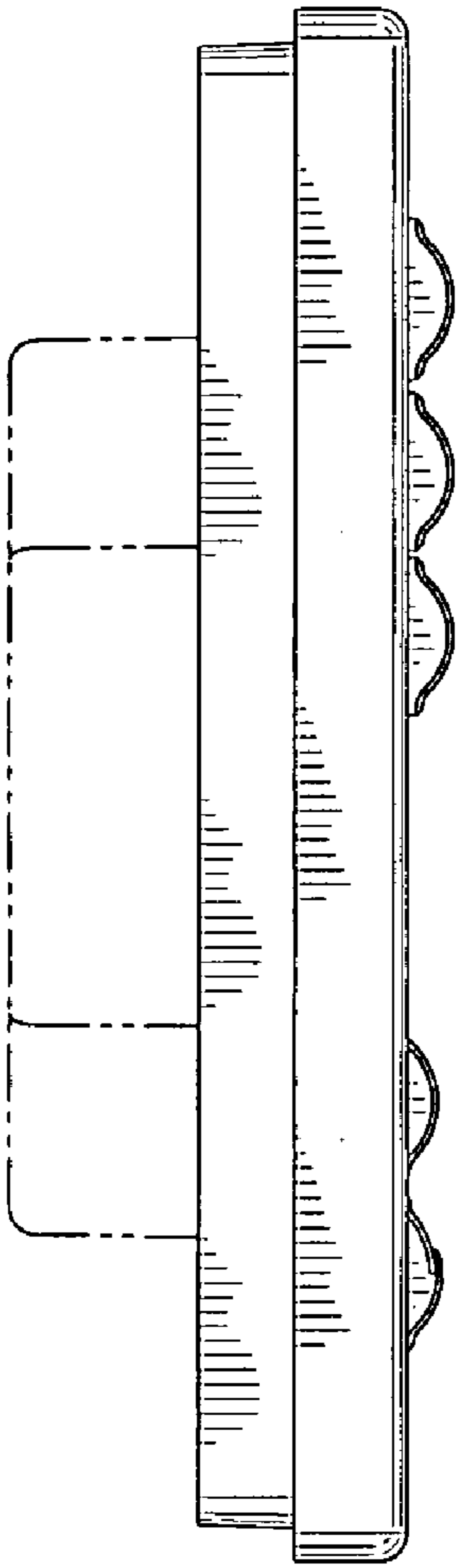


FIG. 3

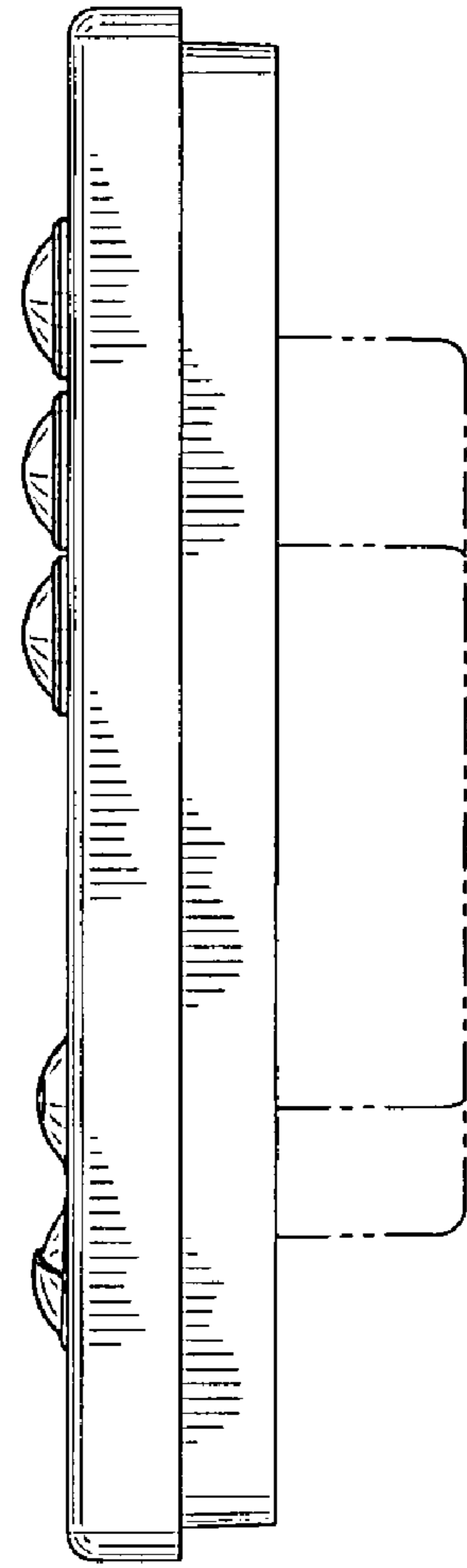


FIG. 4

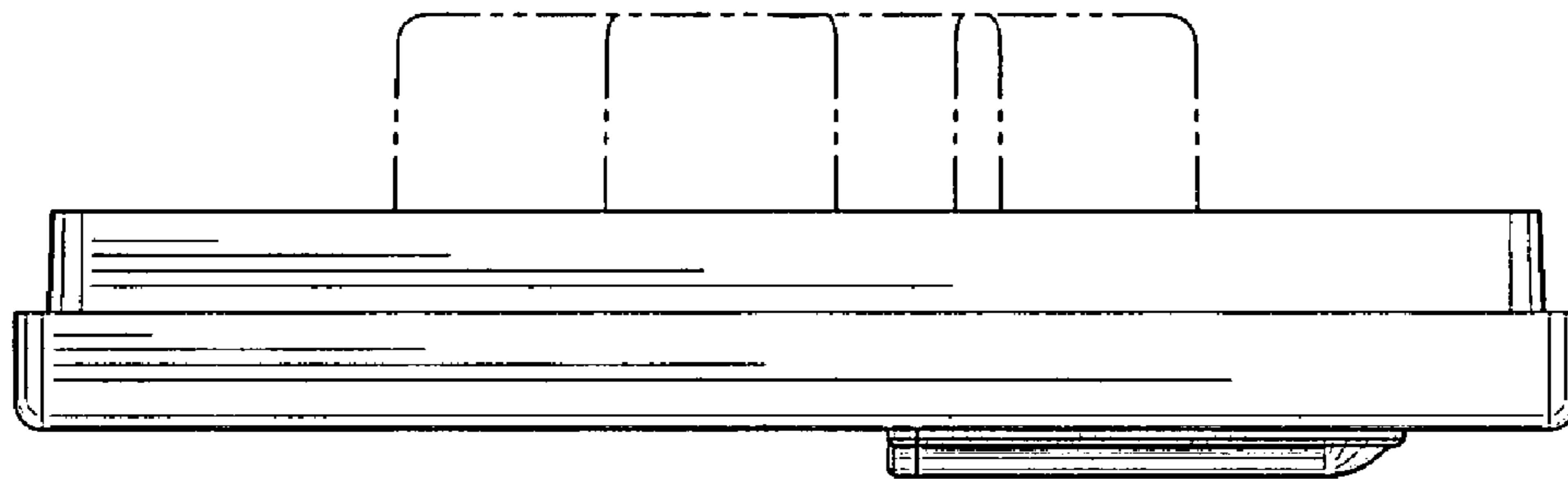


FIG. 5

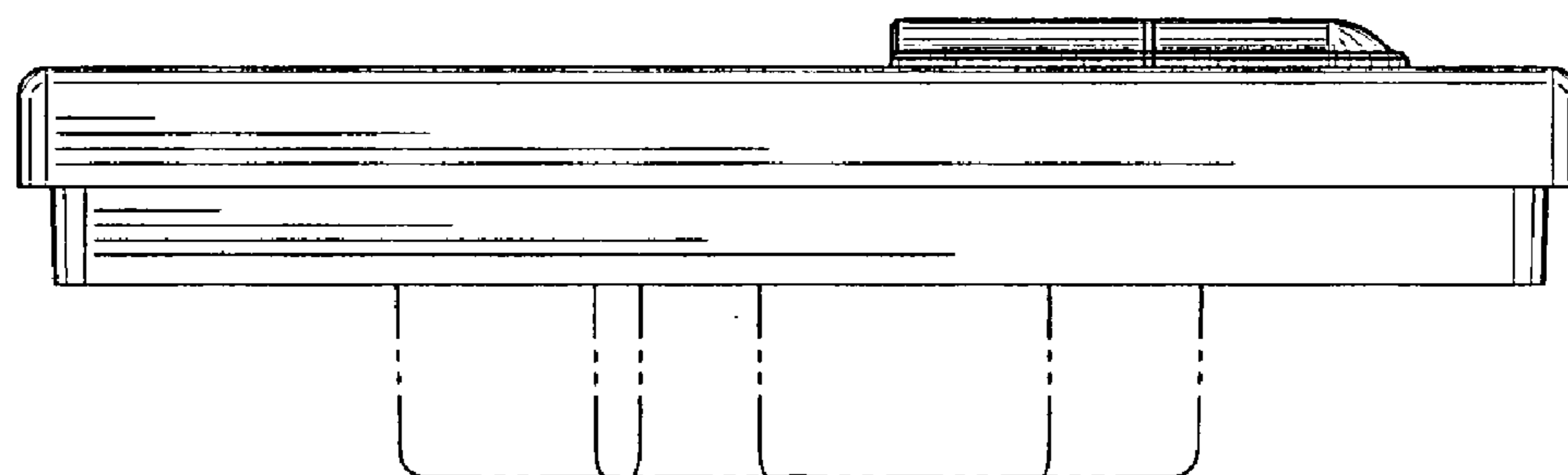


FIG. 6