



US00D547254S

(12) **United States Design Patent**
Davidson

(10) **Patent No.:** **US D547,254 S**

(45) **Date of Patent:** **** Jul. 24, 2007**

(54) **WHEEL**

(75) Inventor: **Benjamin R. Davidson**, Redondo Beach, CA (US)

(73) Assignee: **Honda Motor Co., Ltd.**, Tokyo (JP)

(**) Term: **14 Years**

(21) Appl. No.: **29/275,571**

(22) Filed: **Dec. 29, 2006**

Related U.S. Application Data

(63) Continuation of application No. 29/250,663, filed on Nov. 27, 2006, and a continuation of application No. 29/250,655, filed on Nov. 27, 2006.

(51) **LOC (8) Cl.** **12-16**

(52) **U.S. Cl.** **D12/211**

(58) **Field of Classification Search** D12/204-213;
301/37.101, 64.101, 65

See application file for complete search history.

(56) **References Cited**

U.S. PATENT DOCUMENTS

D438,165 S * 2/2001 Echazabal D12/211

D491,128 S * 6/2004 Hall et al. D12/211

D495,649 S * 9/2004 Schell et al. D12/209

D502,680 S * 3/2005 Frizzi D12/211

D519,899 S * 5/2006 Metros et al. D12/209

D523,387 S * 6/2006 Pfeiffer D12/211

D525,185 S * 7/2006 Scheu D12/211

D525,578 S * 7/2006 Schell D12/211

* cited by examiner

Primary Examiner—Stacia Cadmus

(74) *Attorney, Agent, or Firm*—Plumsea Law Group, LLC

(57) **CLAIM**

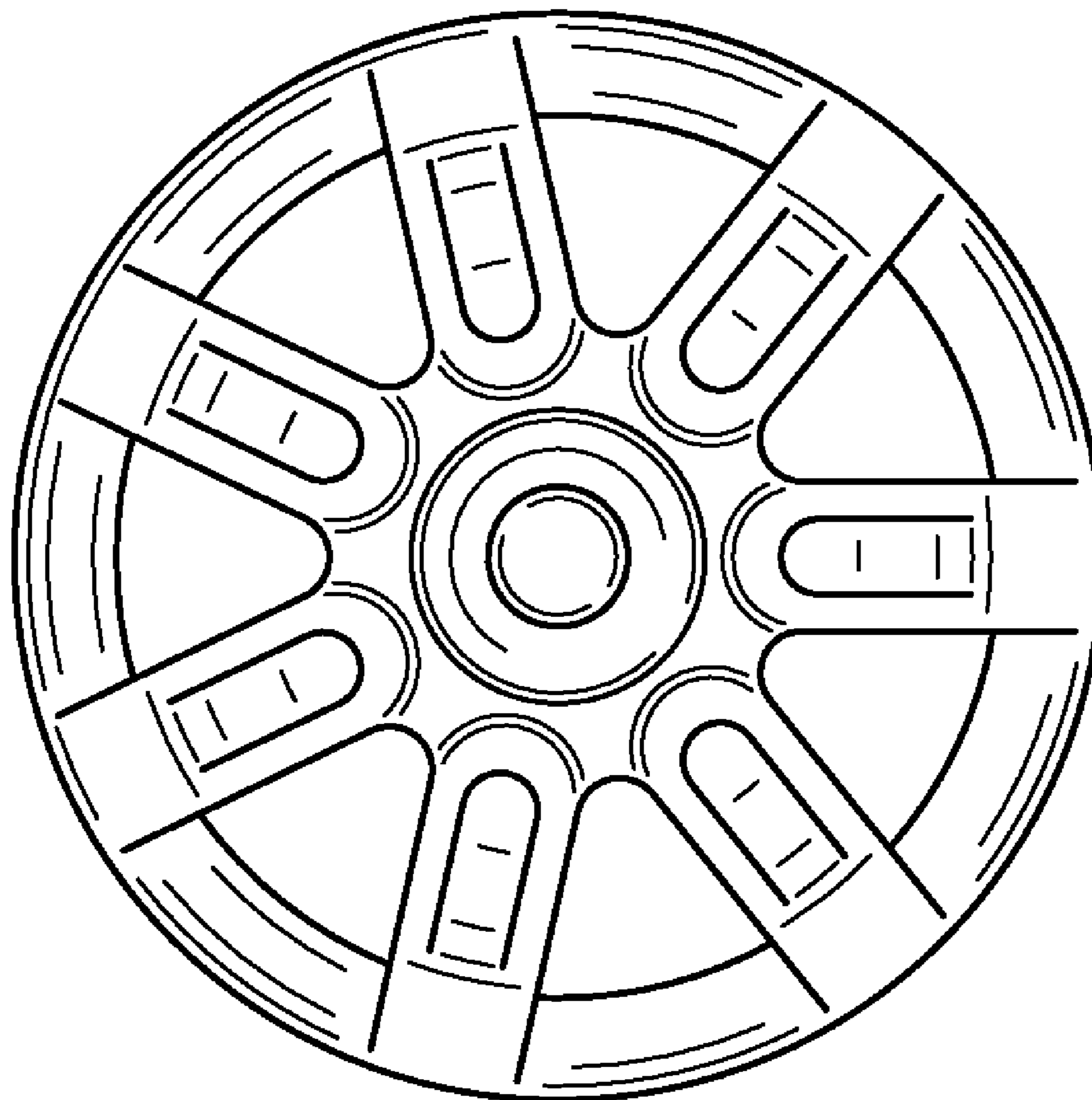
The ornamental design for a wheel, as shown and described.

DESCRIPTION

FIG. 1 is a perspective view of a wheel showing my new design; and,

FIG. 2 is an elevational view thereof.

1 Claim, 1 Drawing Sheet






FIG. 1

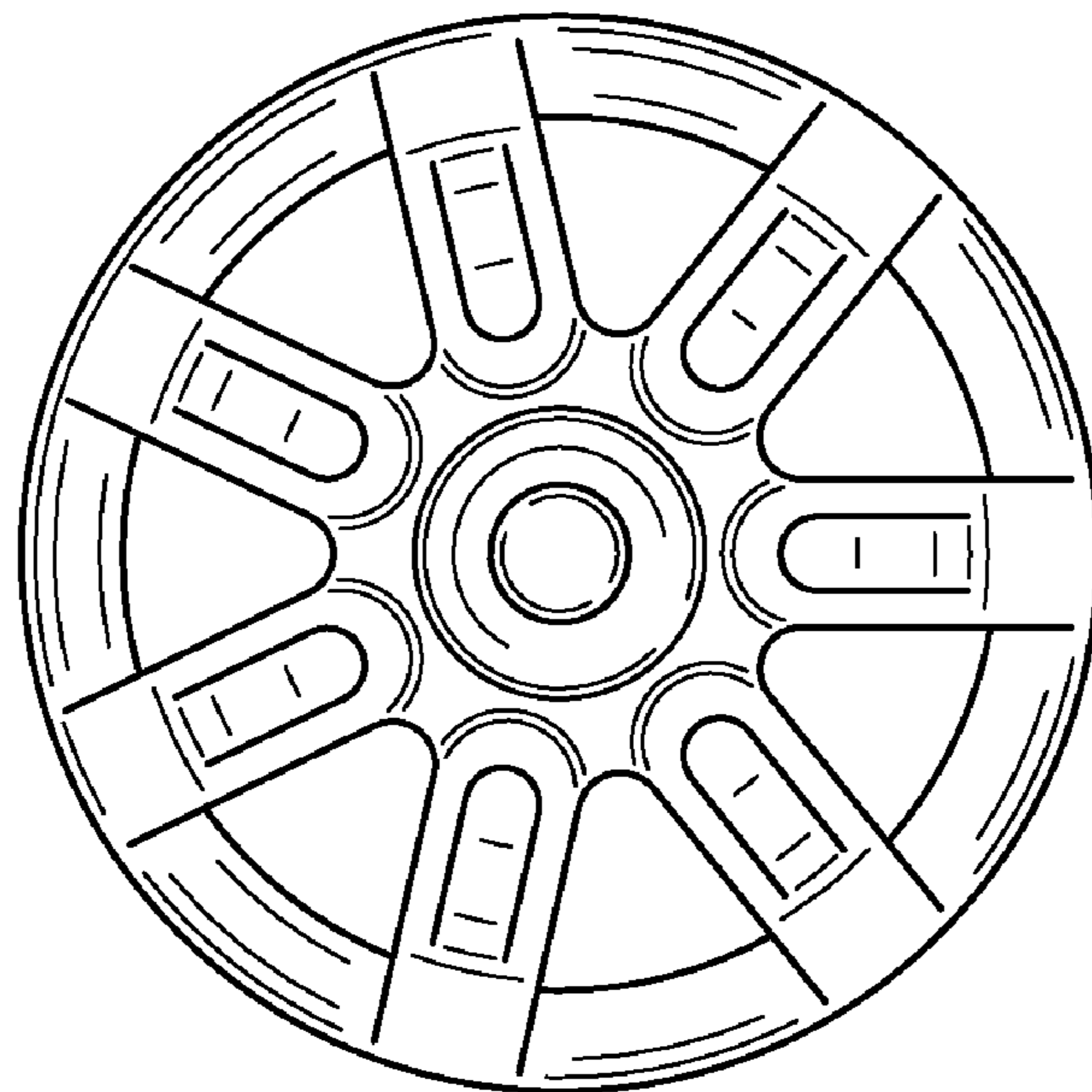


FIG. 2