



US00D547253S

(12) **United States Design Patent**  
**Muzzarelli**

(10) **Patent No.:** **US D547,253 S**

(45) **Date of Patent:** **\*\* Jul. 24, 2007**

(54) **VEHICLE WHEEL**

(75) Inventor: **Marco Muzzarelli**, Milan (IT)

(73) Assignee: **Pirelli Tyre S.p.A.**, Milan (IT)

(\*\*) Term: **14 Years**

(21) Appl. No.: **29/267,151**

(22) Filed: **Oct. 6, 2006**

(51) **LOC (8) Cl.** ..... **12-16**

(52) **U.S. Cl.** ..... **D12/211**

(58) **Field of Classification Search** ..... D12/204-213;  
301/37.101, 64.101, 65

See application file for complete search history.

(56) **References Cited**

**U.S. PATENT DOCUMENTS**

D444,118 S *	6/2001	Chung	.....	D12/211
D460,036 S *	7/2002	Yajima	.....	D12/211
D460,941 S *	7/2002	Muzzarelli	.....	D12/211
D498,725 S *	11/2004	Suciu	.....	D12/211
D499,059 S *	11/2004	Cahyono	.....	D12/209

D519,902 S *	5/2006	Pfeiffer	.....	D12/209
D521,921 S *	5/2006	Hueller	.....	D12/209
D528,060 S *	9/2006	Laengerer	.....	D12/209
D528,960 S *	9/2006	Kim	.....	D12/211

\* cited by examiner

*Primary Examiner*—Stacia Cadmus

(74) *Attorney, Agent, or Firm*—Finnegan, Henderson, Farabow, Garrett & Dunner, L.L.P.

(57) **CLAIM**

The ornamental design for a vehicle wheel, as shown and described.


**DESCRIPTION**

FIG. 1 is a front perspective view of a vehicle wheel of my new design;

FIG. 2 is a front plan view thereof; and,

FIG. 3 is a left side view of the first embodiment, the top view, and the bottom view being identical thereto, the right side view being a mirror image of the left side view.

**1 Claim, 3 Drawing Sheets**



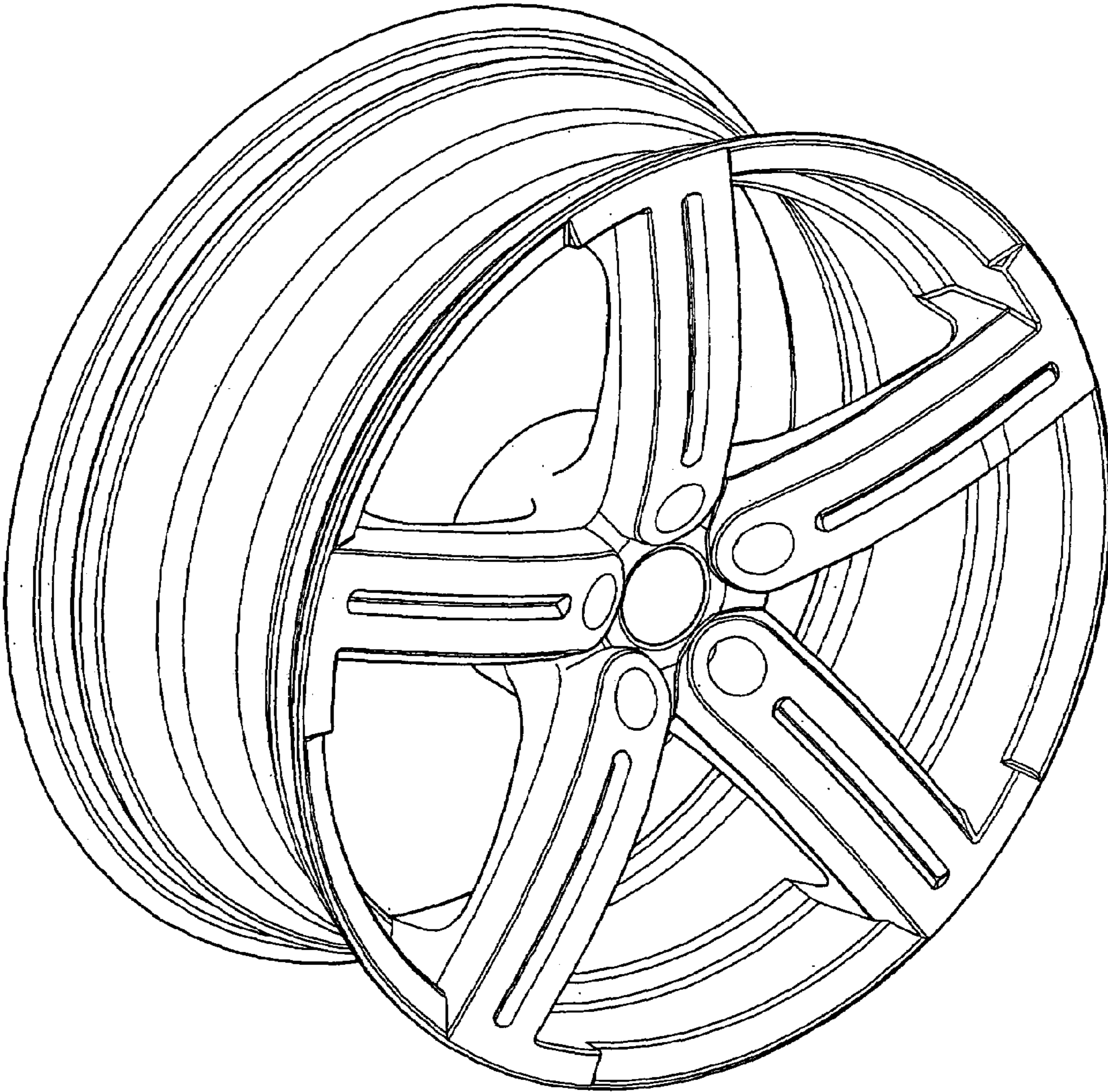




FIG. 1



**FIG. 2**



**FIG. 3**