



US00D547236S

(12) **United States Design Patent**  
**Arasheben et al.**

(10) **Patent No.:** **US D547,236 S**

(45) **Date of Patent:** **\*\* Jul. 24, 2007**

(54) **FLOATING GEMS CUFFLINK**

D351,815 S \* 10/1994 Bennett ..... D11/222

D355,396 S \* 2/1995 Andrau ..... D11/222

D415,068 S \* 10/1999 Calvani ..... D11/222

D432,947 S \* 10/2000 Granshaw ..... D11/222

(75) Inventors: **Jason Arasheben**, 447 1st St., SE.,  
Washington, DC (US) 20003; **Robert  
Brandt Brandt**, Beverly Hills, CA  
(US)

(73) Assignees: **Jason Arasheben**, Los Angeles, CA  
(US); **Robert E. Brandt Brandt**, Los  
Angeles, CA (US)

\* cited by examiner

*Primary Examiner*—Catherine R. Oliver

(\*\*) Term: **14 Years**

(57) **CLAIM**

(21) Appl. No.: **29/254,602**

We claim the ornamental design for a floating gems cufflink,  
as shown.

(22) Filed: **Feb. 27, 2006**

**DESCRIPTION**

(51) **LOC (8) Cl.** ..... **02-07**

(52) **U.S. Cl.** ..... **D11/222**

(58) **Field of Classification Search** ..... D11/222-226,  
D11/40, 43, 47; 24/114.1, 114.8, 102 R,  
24/102 P, 102 A; 63/26

See application file for complete search history.

FIG. 1 is a top perspective view of the floating gems cufflink,  
opposite side being a mirror image.

FIG. 2 is a side view of the floating gems cufflink; and,

FIG. 3 is a bottom view of the floating gems cufflink.

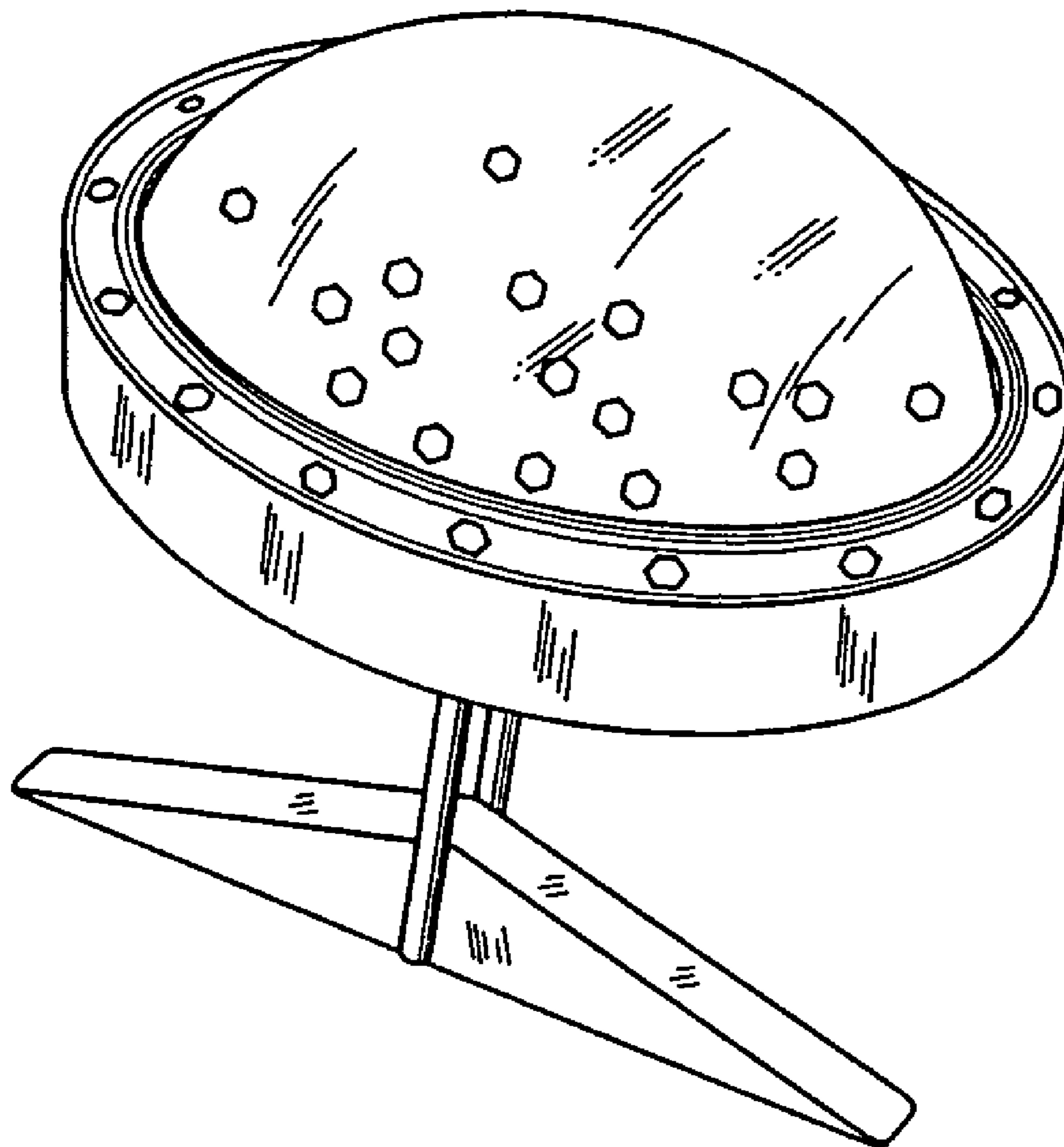
The hexagons are indicative of gems floating and are not in  
a fixed position.

(56) **References Cited**

**U.S. PATENT DOCUMENTS**

D165,632 S \* 1/1952 Brown ..... D11/48

**1 Claim, 3 Drawing Sheets**



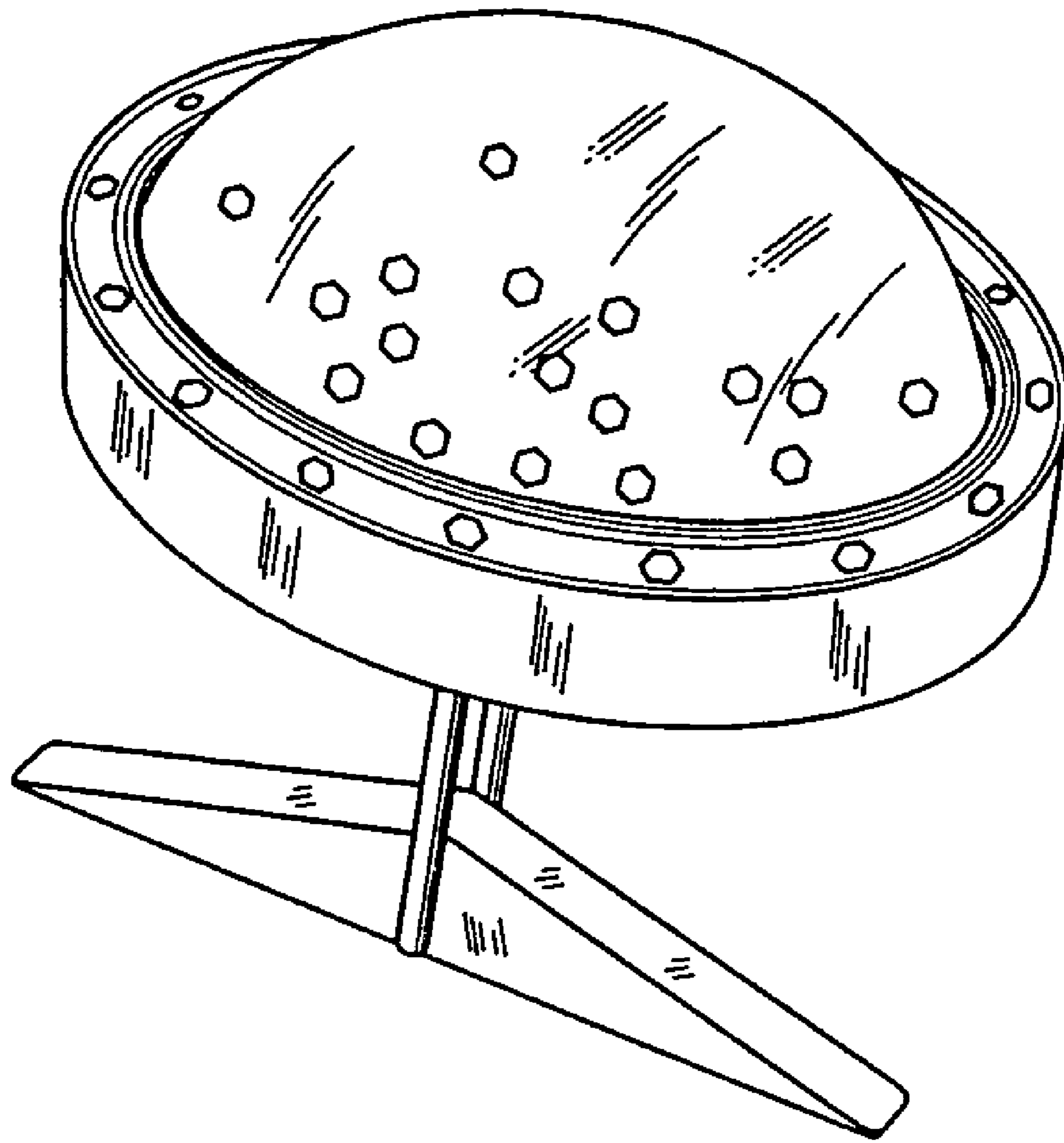


FIG. 1

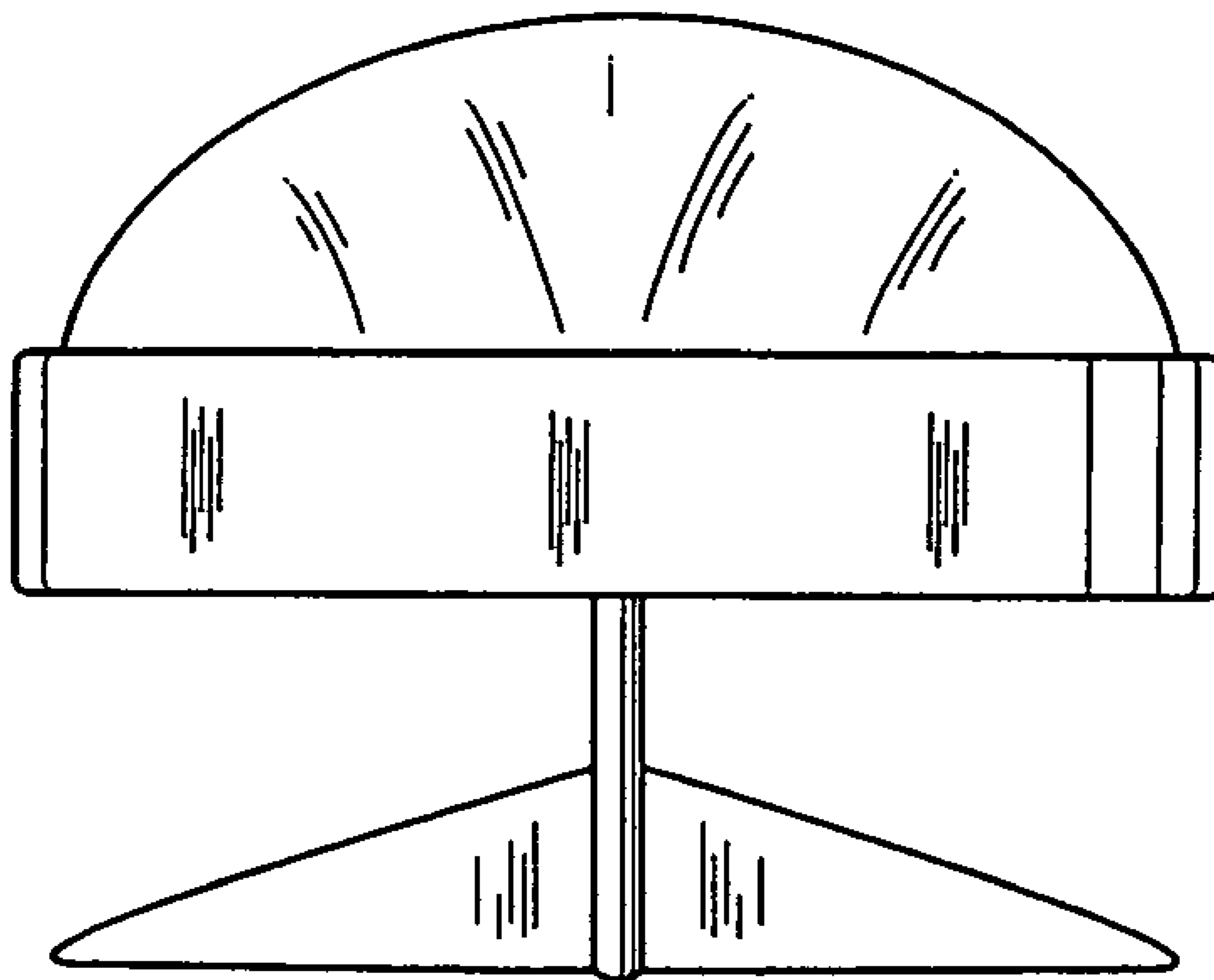


FIG. 2

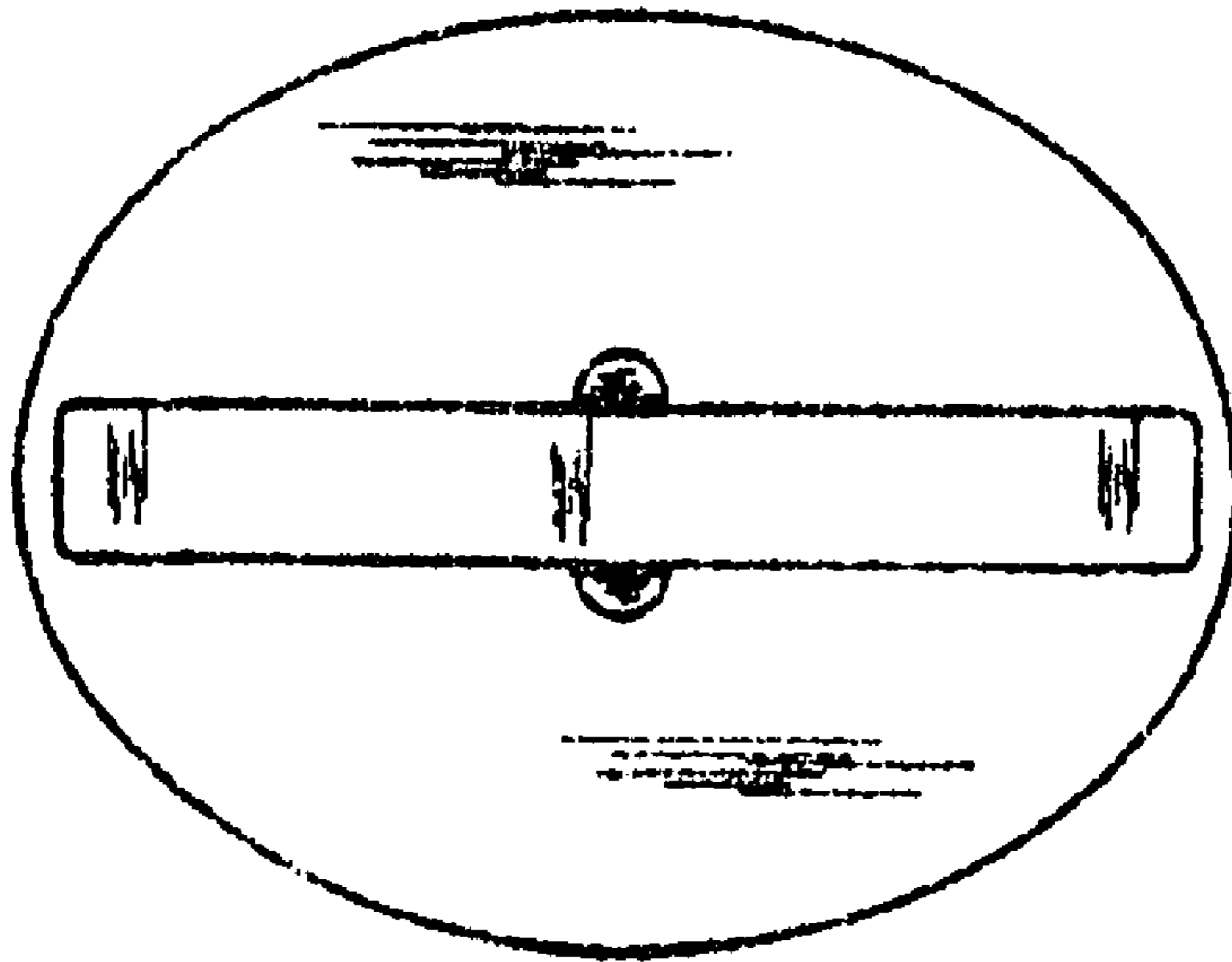


FIG. 3