

US00D547229S

(12) **United States Design Patent**
Sandberg et al.

(10) **Patent No.:** **US D547,229 S**

(45) **Date of Patent:** **** Jul. 24, 2007**

(54) **JEWELRY ELEMENT**

(75) Inventors: **Sam Sandberg**, New York, NY (US);
Youn Hee Shin, Cortlandt Manor, NY (US)

(73) Assignee: **Sandberg & Sikorski Corporation**,
New York, NY (US)

(**) Term: **14 Years**

(21) Appl. No.: **29/269,821**

(22) Filed: **Dec. 8, 2006**

(51) **LOC (8) Cl.** **11-01**

(52) **U.S. Cl.** **D11/81**

(58) **Field of Classification Search** D11/1-2,
D11/7, 40-44, 46-49, 53, 56-57, 59-61,
D11/63, 65, 79-83, 86-87, 89-90, 99, 91-92,
D11/101, 106, 114-116, 200-201; 63/1.11,
63/18-20; D3/207-211

See application file for complete search history.

(56) **References Cited**

U.S. PATENT DOCUMENTS

D212,118 S * 8/1968 Tomchin D11/69

D218,192 S * 7/1970 Mechanic D11/56
D266,154 S * 9/1982 Zaboyan D11/83
D283,409 S * 4/1986 Hergert D11/81
D421,236 S * 2/2000 Del Valle D11/56
D429,474 S * 8/2000 Stein D11/79

* cited by examiner

Primary Examiner—Ralf Seifert

(74) *Attorney, Agent, or Firm*—Gottlieb, Rackman & Reisman

(57) **CLAIM**

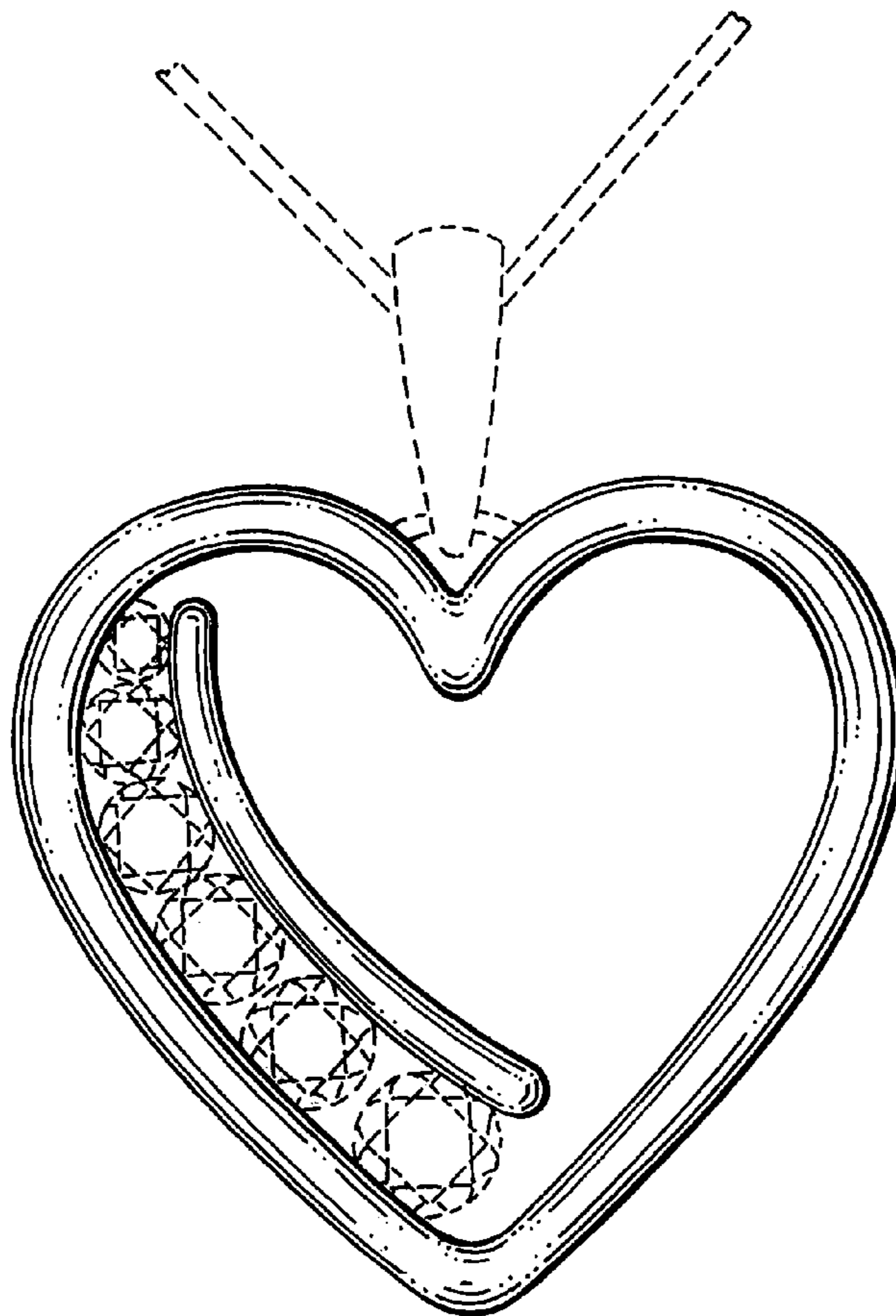
The ornamental design for jewelry element, as shown and described.

DESCRIPTION

FIG. 1 is a front elevational view thereof;
FIG. 2 is a side elevational view thereof;
FIG. 3 is a top plan view thereof; and,
FIG. 4 is a bottom plan view thereof.

It being understood that the broken lines in FIG. 1 are for illustrative purposes only and form no part of the claimed design.

1 Claim, 1 Drawing Sheet



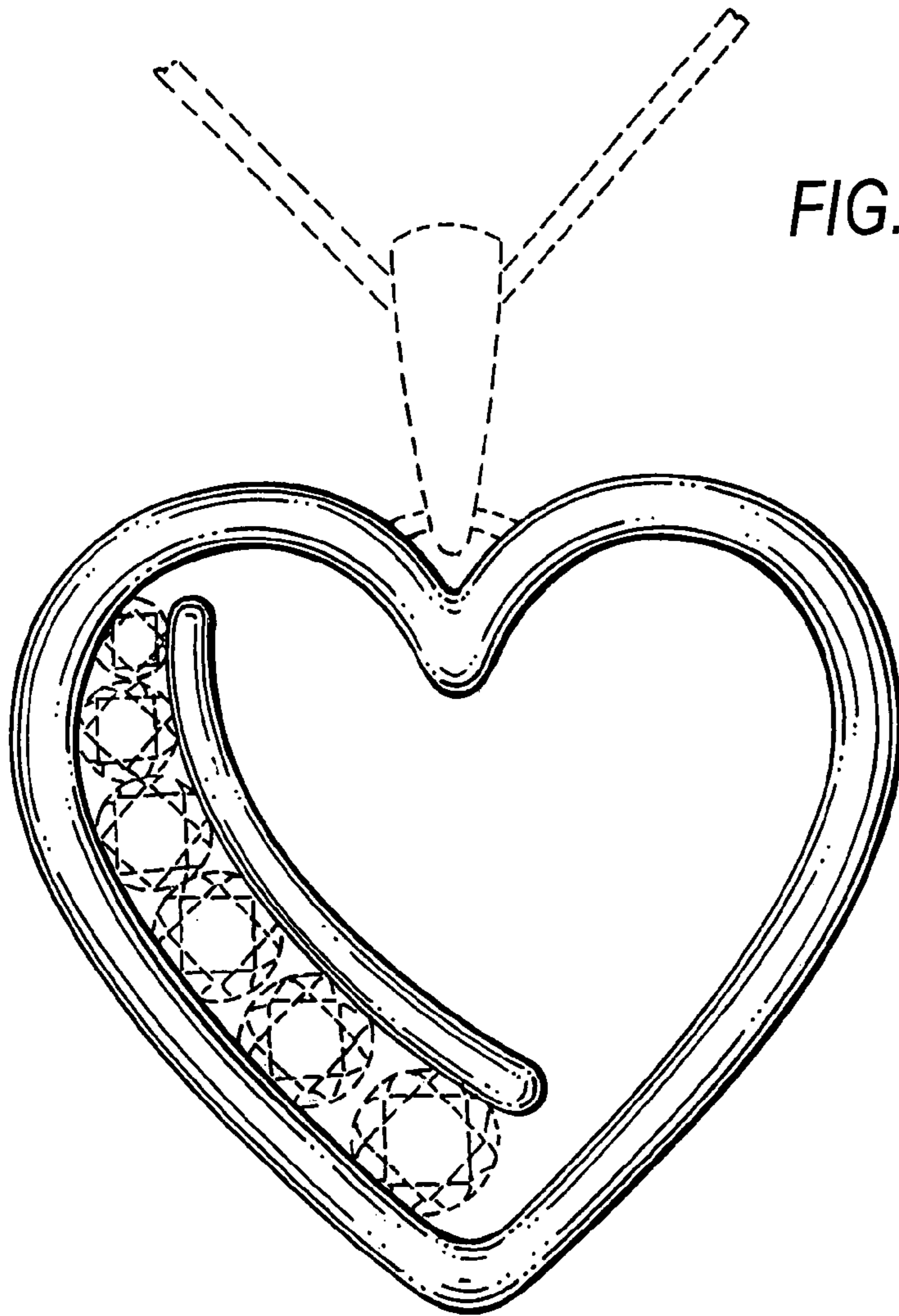


FIG. 1

FIG. 2




FIG. 3




FIG. 4

