



US00D547228S

(12) **United States Design Patent**
Rozsavolgyi

(10) **Patent No.:** **US D547,228 S**

(45) **Date of Patent:** **** Jul. 24, 2007**

(54) **BRACELET**

(76) **Inventor:** **George Rozsavolgyi**, 910 W. New York St., Aurora, IL (US) 60506

(**) **Term:** **14 Years**

(21) **Appl. No.:** **29/242,519**

(22) **Filed:** **Nov. 14, 2005**

(51) **LOC (8) Cl.** **11-01**

(52) **U.S. Cl.** **D11/5**

(58) **Field of Classification Search** D11/1-25,
D11/32, 93, 94; 59/78, 79.2; 63/1.11, 3,
63/3.1, 3.2, 5.1, 5.2, 7-11; D10/32
See application file for complete search history.

(56) **References Cited**

U.S. PATENT DOCUMENTS

- 1,782,194 A * 11/1930 Carter 24/17 R
- 3,631,616 A * 1/1972 Hill 40/633
- 3,841,648 A * 10/1974 Meyer 280/814
- 4,815,172 A * 3/1989 Ward 24/16 R

- 4,893,381 A * 1/1990 Frankel 24/16 R
- 5,820,000 A * 10/1998 Timberlake et al. 224/219
- D414,129 S 9/1999 Clegg

* cited by examiner

Primary Examiner—Doris Clark
Assistant Examiner—Michael Pratt

(57) **CLAIM**

The ornamental design for a bracelet, as shown and described.

DESCRIPTION

FIG. 1 is a top plan view of a bracelet showing my new design;

FIG. 2 is a bottom plan view;

FIG. 3 is a side view;

FIG. 4 is an end view; and,

FIG. 5 is an isometric view of a bracelet showing my new design.

1 Claim, 2 Drawing Sheets



FIG. 1

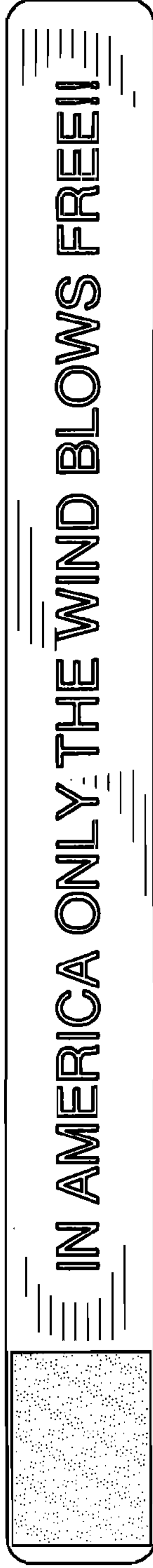


FIG. 2




FIG. 3

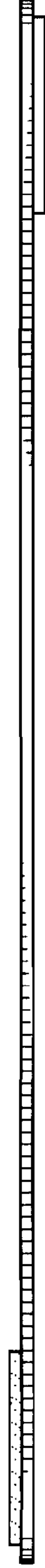


FIG. 4

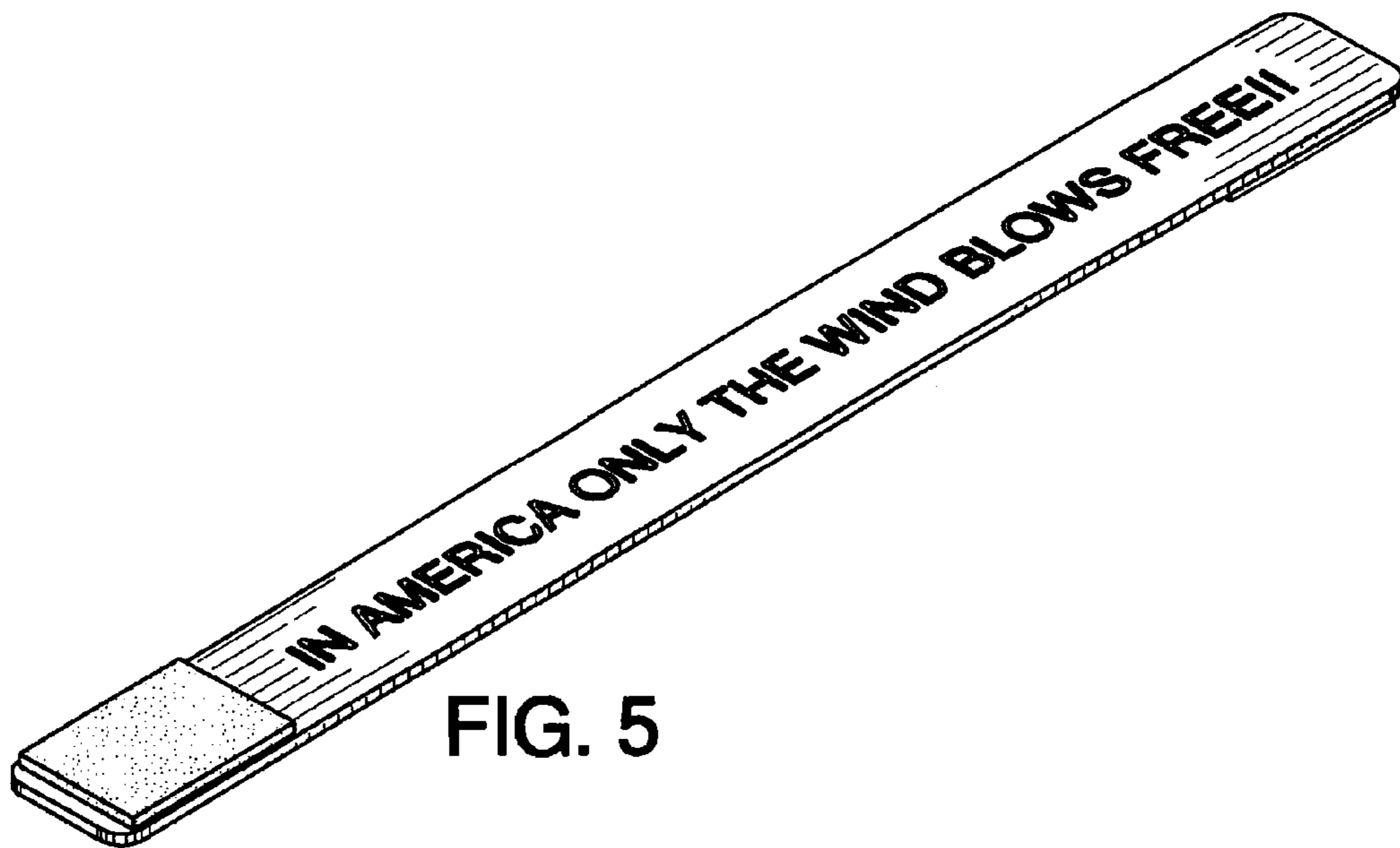
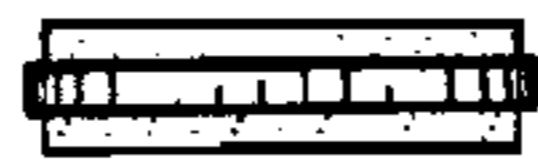


FIG. 5