

US00D547212S

(12) **United States Design Patent**
Dias

(10) **Patent No.:** **US D547,212 S**

(45) **Date of Patent:** **** Jul. 24, 2007**

(54) **WRIST WATCH**

(76) **Inventor:** **M. Carlos Dias**, 19, rue du
Grand-Bureau, 1227 Geneva (CH)

(**) **Term:** **14 Years**

(21) **Appl. No.:** **29/259,344**

(22) **Filed:** **May 5, 2006**

(30) **Foreign Application Priority Data**

Nov. 10, 2005 (WO) DM/067 559

(51) **LOC (8) Cl.** **10-02**

(52) **U.S. Cl.** **D10/39**

(58) **Field of Classification Search** D10/30–39,
D10/123–126; 368/276, 277, 281, 282, 285,
368/223, 228, 232, 21, 28, 80
See application file for complete search history.

(56) **References Cited**

U.S. PATENT DOCUMENTS

258,801	A	*	5/1882	Payson	368/226
785,440	A	*	3/1905	Schatzman	368/229
D195,421	S	*	6/1963	Huegenin	D10/39
D297,124	S	*	8/1988	Grinberg	D10/39
D297,125	S	*	8/1988	Grinberg	D10/39
D309,872	S	*	8/1990	Grinberg et al.	D10/126
D309,873	S	*	8/1990	Grinberg et al.	D10/126
D382,815	S	*	8/1997	Riley	D10/30
D415,693	S	*	10/1999	Kennedy	D10/30
D447,427	S	*	9/2001	Finazzi	D10/39
D481,966	S	*	11/2003	Journe	D10/126

6,826,122	B2	*	11/2004	Zaugg	368/28
D505,342	S	*	5/2005	Hayek	D10/39
D517,432	S	*	3/2006	Laucella	D10/39
D527,655	S	*	9/2006	Dias	D10/38

OTHER PUBLICATIONS

Watches International VI, The Original Annual of the World's Finest Wristwatches, copyright 2005, Tourbillon International, LLC., p. 124, Blancpain watches.*

Watches International VI The Original Annual of the World's Finest Wristwatches, copyright 2005, Tourbillon International, LLC., pp. 456 & 457, Roger Dubuis watches.*

* cited by examiner

Primary Examiner—Lucy Lieberman

(74) *Attorney, Agent, or Firm*—Sturm & Fix LLP

(57) **CLAIM**

The ornamental design for a wrist watch, as shown and described.

DESCRIPTION

FIG. 1 is a rear elevational view of the wrist watch showing my new design;

FIG. 2 is a front elevational view thereof;

FIG. 3 is a right side elevational view thereof;

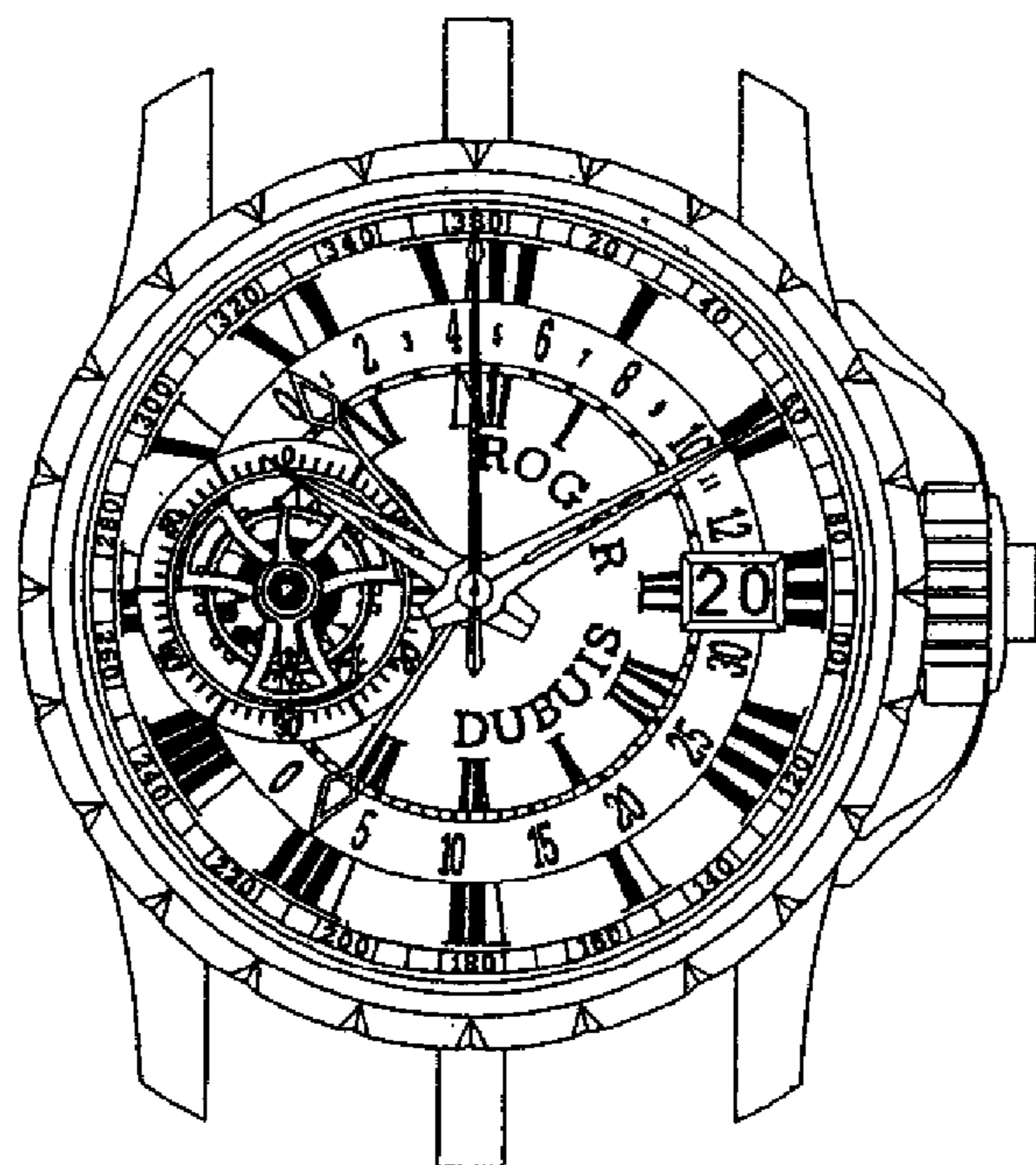
FIG. 4 is a left side elevational view thereof;

FIG. 5 is a top plan view thereof;

FIG. 6 is a bottom plan view thereof; and,

FIG. 7 is a front perspective view thereof.

1 Claim, 2 Drawing Sheets



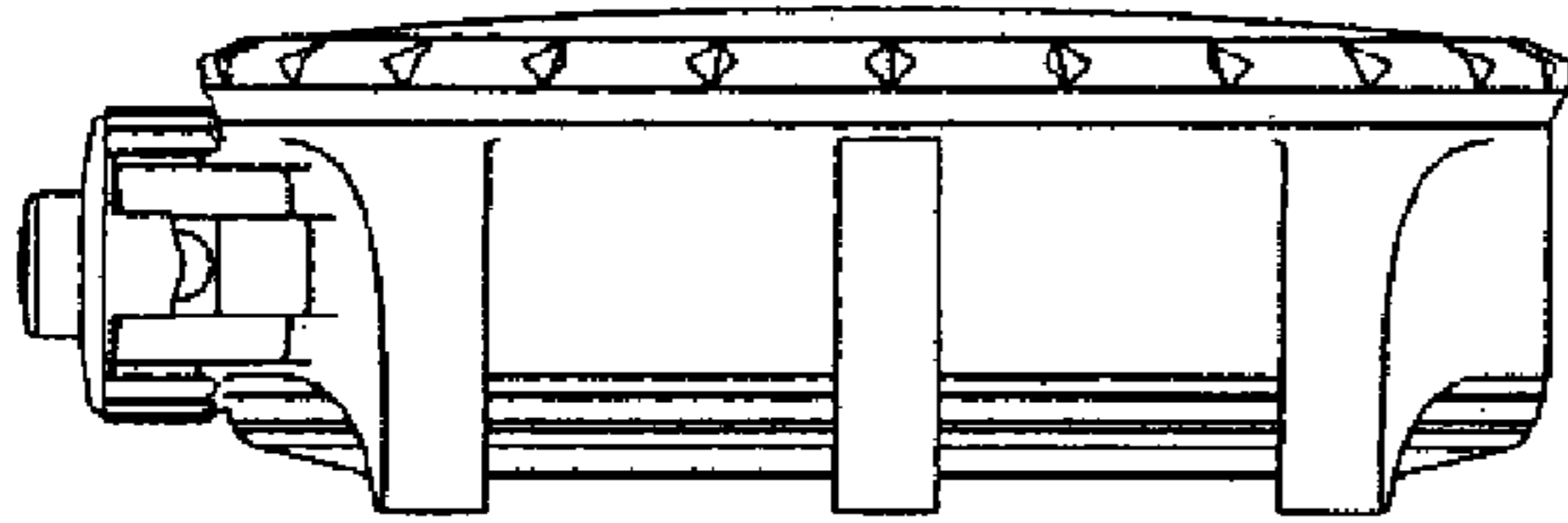


FIG. 1

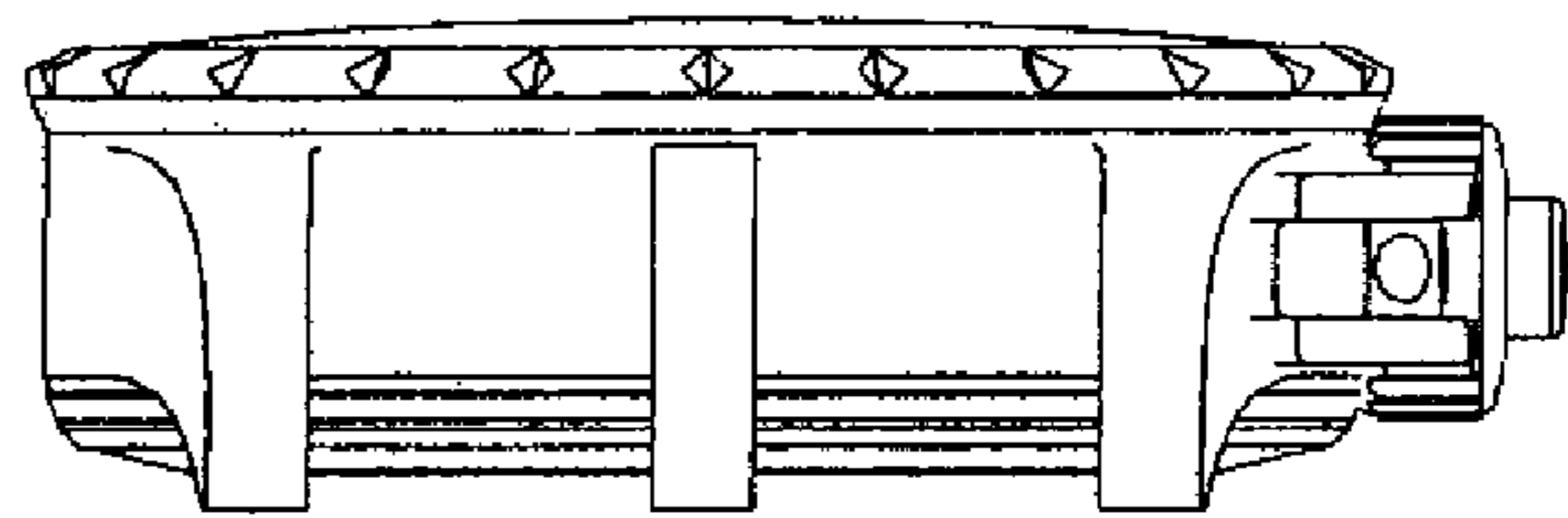


FIG. 2

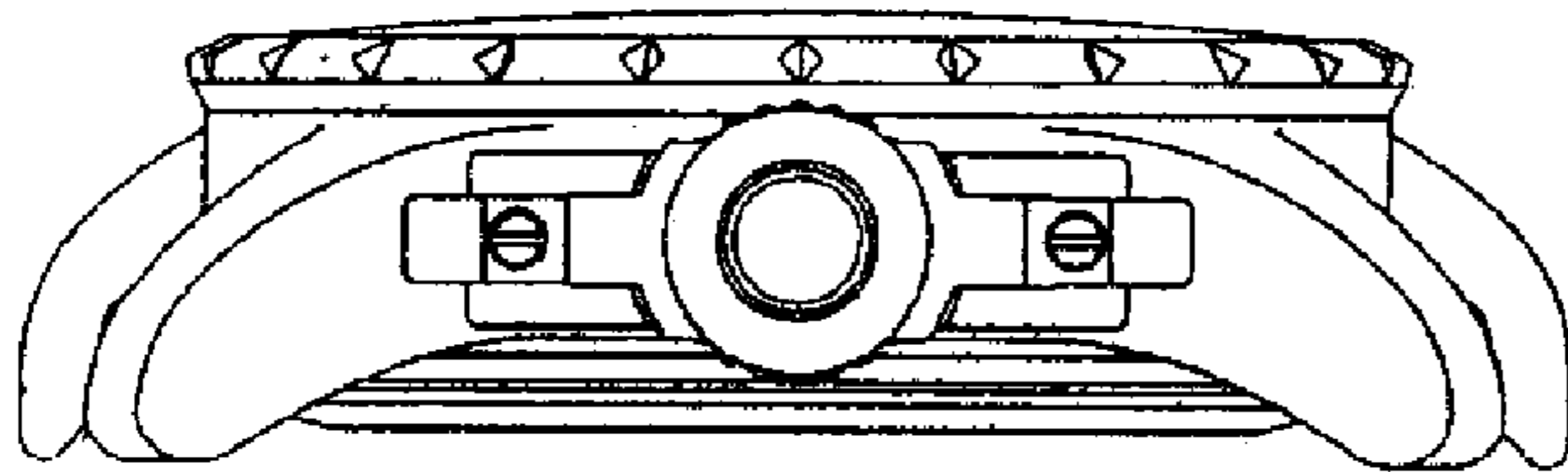


FIG. 3

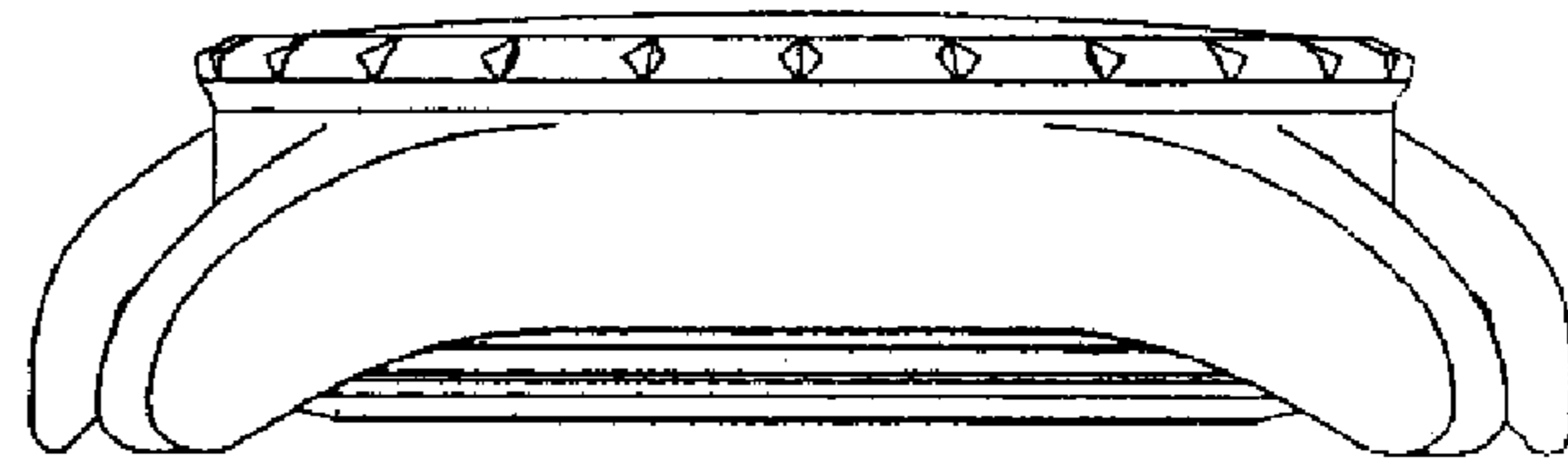


FIG. 4

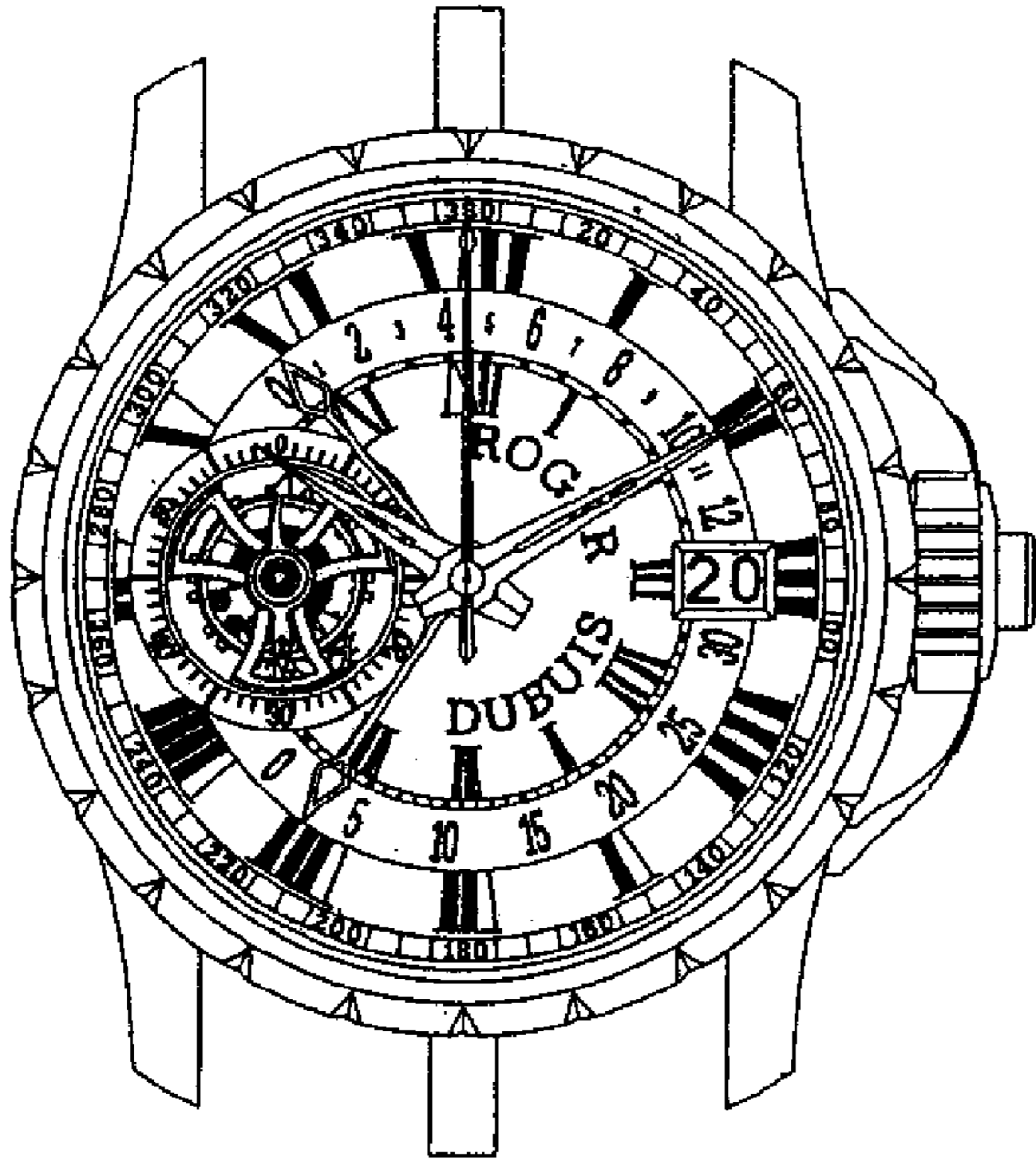


FIG. 5

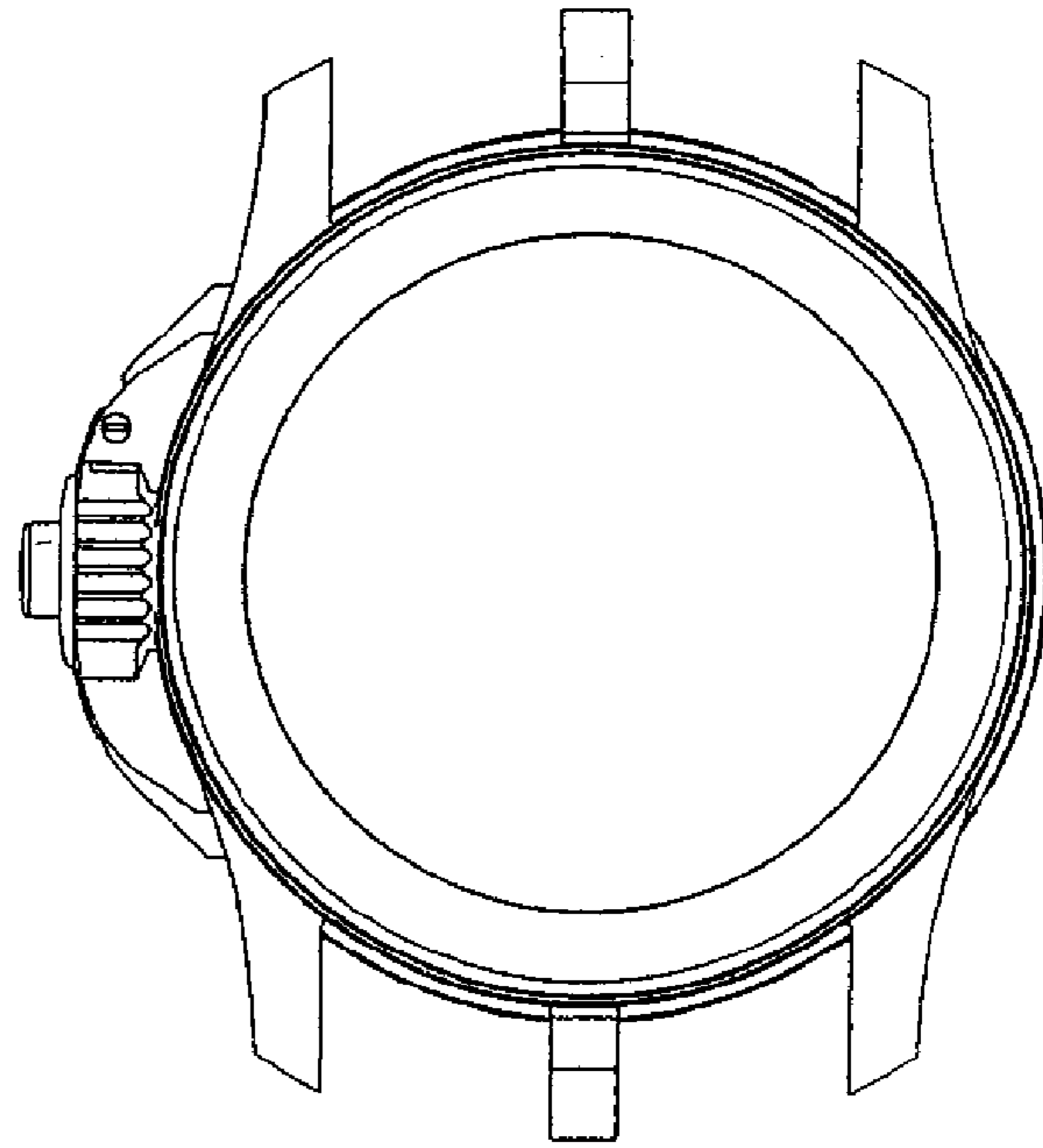


FIG. 6



FIG. 7