

US00D547206S

(12) **United States Design Patent**
Dewitt

(10) **Patent No.:** **US D547,206 S**

(45) **Date of Patent:** **** Jul. 24, 2007**

(54) **WATCHCASE**

(76) **Inventor:** **Jerome Dewitt**, Route de Pressy 40,
Vandoeuvres (CH) 1253

(**) **Term:** **14 Years**

(21) **Appl. No.:** **29/266,741**

(22) **Filed:** **Sep. 28, 2006**

(30) **Foreign Application Priority Data**

Jun. 8, 2006 (CH) 132849

(51) **LOC (8) Cl.** **10-02**

(52) **U.S. Cl.** **D10/31; D10/39**

(58) **Field of Classification Search** D10/30-39,
D10/123-126; 368/276, 277, 281, 282, 285,
368/223, 228, 232, 21, 28, 80

See application file for complete search history.

(56) **References Cited**

U.S. PATENT DOCUMENTS

- D4,649 S * 2/1871 Gale D10/124
- 2,361,563 A * 10/1944 Pellaton 368/80
- 3,431,722 A * 3/1969 Haas 235/61 R
- D297,817 S * 9/1988 Guan D10/30
- D303,504 S * 9/1989 Hysek D10/32
- D303,637 S * 9/1989 Berger D10/39

- D382,815 S * 8/1997 Riley D10/30
- D457,074 S * 5/2002 Berri et al. D10/30
- D457,817 S * 5/2002 Brandt D10/39
- D473,477 S * 4/2003 Roden D10/32
- 6,894,951 B1 * 5/2005 Brandt et al. 368/80
- D527,283 S * 8/2006 De Witt D10/38
- D538,184 S * 3/2007 Scheufele D10/39

* cited by examiner

Primary Examiner—Lucy Lieberman

(74) *Attorney, Agent, or Firm*—Young & Thompson

(57) **CLAIM**

The ornamental design for a watchcase, as shown and described.

DESCRIPTION

FIG. 1 is a top view of the watchcase.

FIG. 2 is a bottom view of the watchcase.

FIG. 3 is a side view from the right of FIG. 1.

FIG. 4 is a side view from the left of FIG. 1.

FIG. 5 is a side view from the bottom of FIG. 1.

FIG. 6 is a side view from the top of FIG. 1; and,

FIG. 7 is a perspective view of the watchcase.

1 Claim, 1 Drawing Sheet




Fig.1



Fig.2




Fig.3




Fig.4

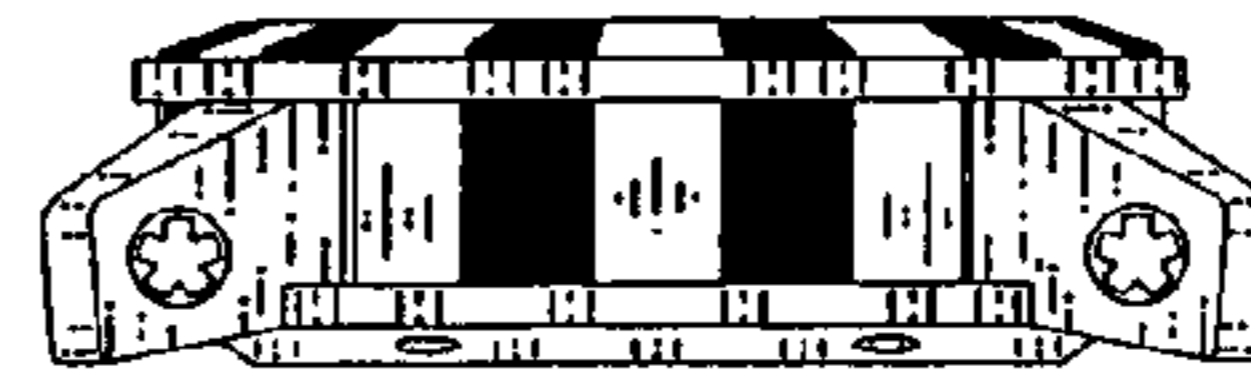


Fig.5



Fig.6



Fig.7

