

US00D547205S

(12) **United States Design Patent**
Giroud

(10) **Patent No.:** **US D547,205 S**

(45) **Date of Patent:** **** Jul. 24, 2007**

(54) **WATCH**

D508,653 S * 8/2005 Roden D10/32
D519,852 S * 5/2006 Roden D10/31

(75) Inventor: **Eric Giroud**, Geneva (CH)

FOREIGN PATENT DOCUMENTS

(73) Assignee: **MB & F SA**, Coligny (CH)

FR 2326729 A * 6/1977
WO DM/049360 * 4/1999

(**) Term: **14 Years**

OTHER PUBLICATIONS

(21) Appl. No.: **29/252,927**

Timepieces, Jun. 1986, p. 159, Jupon Watch Company, watch "Retwo 6".*
Jeweler's Circular Keystone, Jan. 1982, p. 158, Pulsar two-faced quartz watch.*

(22) Filed: **Jan. 31, 2006**

(30) **Foreign Application Priority Data**

Nov. 24, 2005 (CH) 132360

* cited by examiner

(51) **LOC (8) Cl.** **10-02**

Primary Examiner—Lucy Lieberman

(52) **U.S. Cl.** **D10/31; D10/39**

(74) *Attorney, Agent, or Firm*—Sughrue Mion, PLLC

(58) **Field of Classification Search** D10/30–39,
D10/122–132; 368/276–278, 281–283, 285,
368/228, 232, 223, 28, 21

(57) **CLAIM**

See application file for complete search history.

The ornamental design for a watch, as shown and described.

(56) **References Cited**

DESCRIPTION

U.S. PATENT DOCUMENTS

1,954,249 A * 4/1934 Kehl 116/308
1,980,207 A * 11/1934 Kehl 206/301
2,166,687 A * 7/1939 Kehl 368/278
2,177,234 A * 10/1939 Walser 368/77
D137,330 S * 2/1944 Washam D10/31
D256,561 S * 8/1980 Muramatsu D10/39
D311,693 S * 10/1990 Woomer D10/39
D317,873 S * 7/1991 Woomer D10/39
D317,874 S * 7/1991 Woomer D10/39
D319,401 S * 8/1991 Woomer D10/35
5,854,773 A * 12/1998 Lee 368/10
D464,575 S * 10/2002 Roth et al. D10/30

FIG. 1 is a side elevational view of a watch showing my new design, the opposite side being a mirror image thereof;

FIG. 2 is a end elevational view of a first end thereof;

FIG. 3 is a bottom plan view thereof;

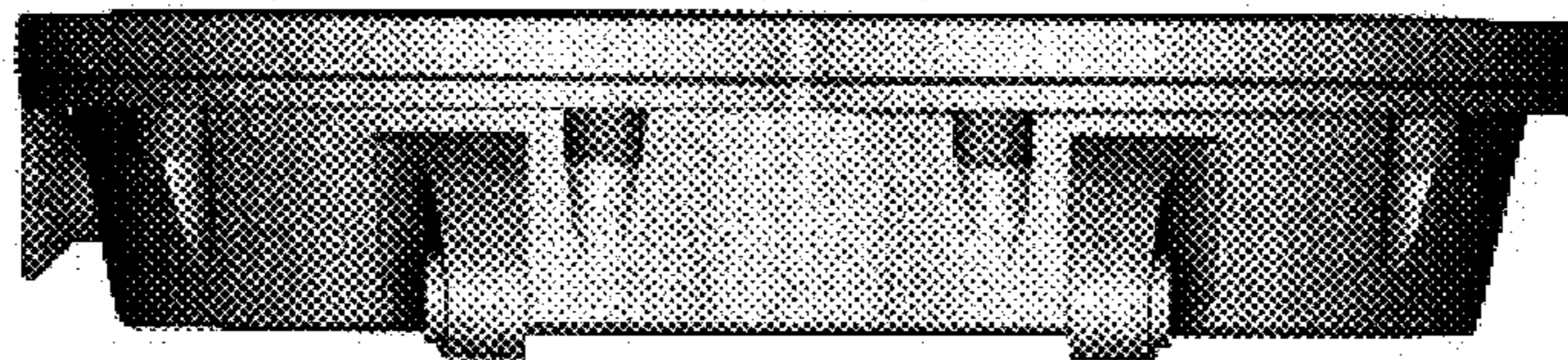
FIG. 4 is a top plan view thereof;

FIG. 5 is a perspective view of the bottom and said first end thereof; and,

FIG. 6 is a perspective view of the top and said first end thereof.

The views in the drawings are shown on different scales.

1 Claim, 2 Drawing Sheets



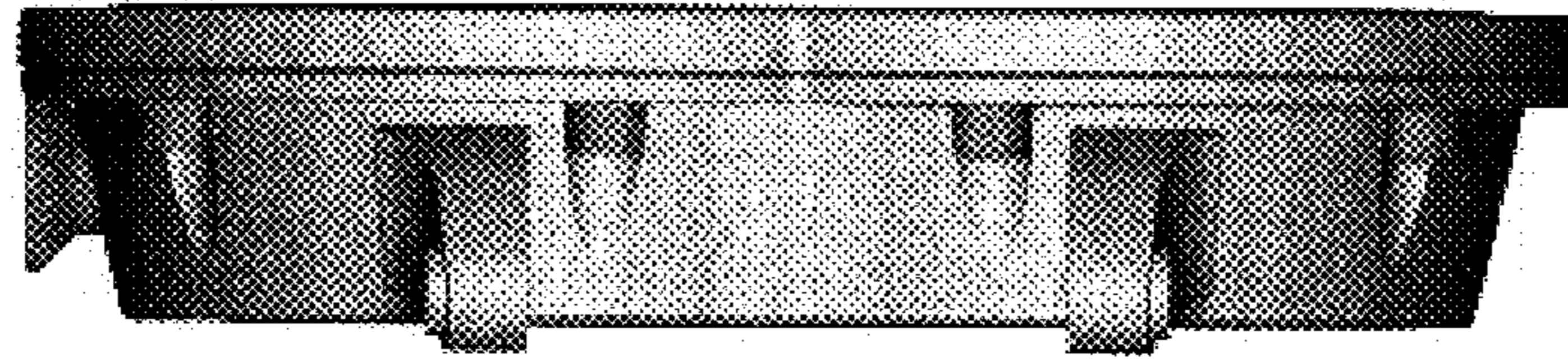


Fig. 1




Fig. 2




Fig. 3




Fig. 4




Fig. 5




Fig. 6