

US00D547187S

(12) **United States Design Patent** (10) **Patent No.:** **US D547,187 S**
Floyd et al. (45) **Date of Patent:** **** Jul. 24, 2007**

(54) **CONTAINER HAVING A HELICAL GRIP** 2007/0007236 A1* 1/2007 Casseles et al. 215/396

(75) Inventors: **Brian Lee Floyd**, Cincinnati, OH (US);
Philip Edwin Hague, Chicago, IL
(US); **Jason Craig Campbell**, Chicago,
IL (US)

(73) Assignee: **The Procter & Gamble Company**,
Cincinnati, OH (US)

(**) Term: **14 Years**

(21) Appl. No.: **29/261,475**

(22) Filed: **Jun. 14, 2006**

Related U.S. Application Data

(62) Division of application No. 11/049,070, filed on Feb.
2, 2005.

(51) **LOC (8) Cl.** **09-01**

(52) **U.S. Cl.** **D9/516; D9/530; D9/552**

(58) **Field of Classification Search** D9/516,
D9/530, 537, 444, 445, 549, 571, 552, 565,
D9/682, 685, 434, 539, 542, 689, 499; D24/197;
215/381, 382, 383, 384, 385, 396, 398
See application file for complete search history.

(56) **References Cited**

U.S. PATENT DOCUMENTS

D342,451 S *	12/1993	Warner et al.	D9/543
D380,684 S *	7/1997	Del Bianco	D9/543
D406,765 S *	3/1999	Zimmer et al.	D9/523
5,908,127 A	6/1999	Weick et al.	
D424,945 S *	5/2000	Guislain	D9/528
D426,468 S *	6/2000	Harrity et al.	D9/531
D432,021 S *	10/2000	Caughey et al.	D9/543
D433,335 S *	11/2000	Zimmer et al.	D9/523
D440,159 S *	4/2001	Guislain	D9/543
D481,953 S *	11/2003	Perrin	D9/530
D512,916 S *	12/2005	Floyd et al.	D9/516
7,074,754 B2	7/2006	Blyth et al.	
2005/0184027 A1 *	8/2005	Floyd et al.	215/384

FOREIGN PATENT DOCUMENTS

EP	0 460 765 A	12/1991
EP	1 022 223 A	7/2000
FR	1 408 275 A	8/1965
FR	1 551 812 A	12/1968

OTHER PUBLICATIONS

U.S. Appl. No. 29/261,476, filed Jun. 14, 2006, Floyd, et al.
U.S. Appl. No. 29/261,431, filed Jun. 14, 2006, Floyd, et al.
U.S. Appl. No. 29/261,438, filed Jun. 14, 2006, Floyd, et al.

* cited by examiner

Primary Examiner—Stella Reid

Assistant Examiner—Elizabeth J. Oswecki

(74) *Attorney, Agent, or Firm*—Mark A. Charles; David V.
Upite; Ingrid N. Hackett

(57) **CLAIM**

The ornamental design for a container having a helical grip,
as shown and described.

DESCRIPTION

FIG. 1 is a perspective view of the container, embodying the
new design;

FIG. 2 is a top view thereof;

FIG. 3 is a left view thereof;

FIG. 4 is a front view thereof;

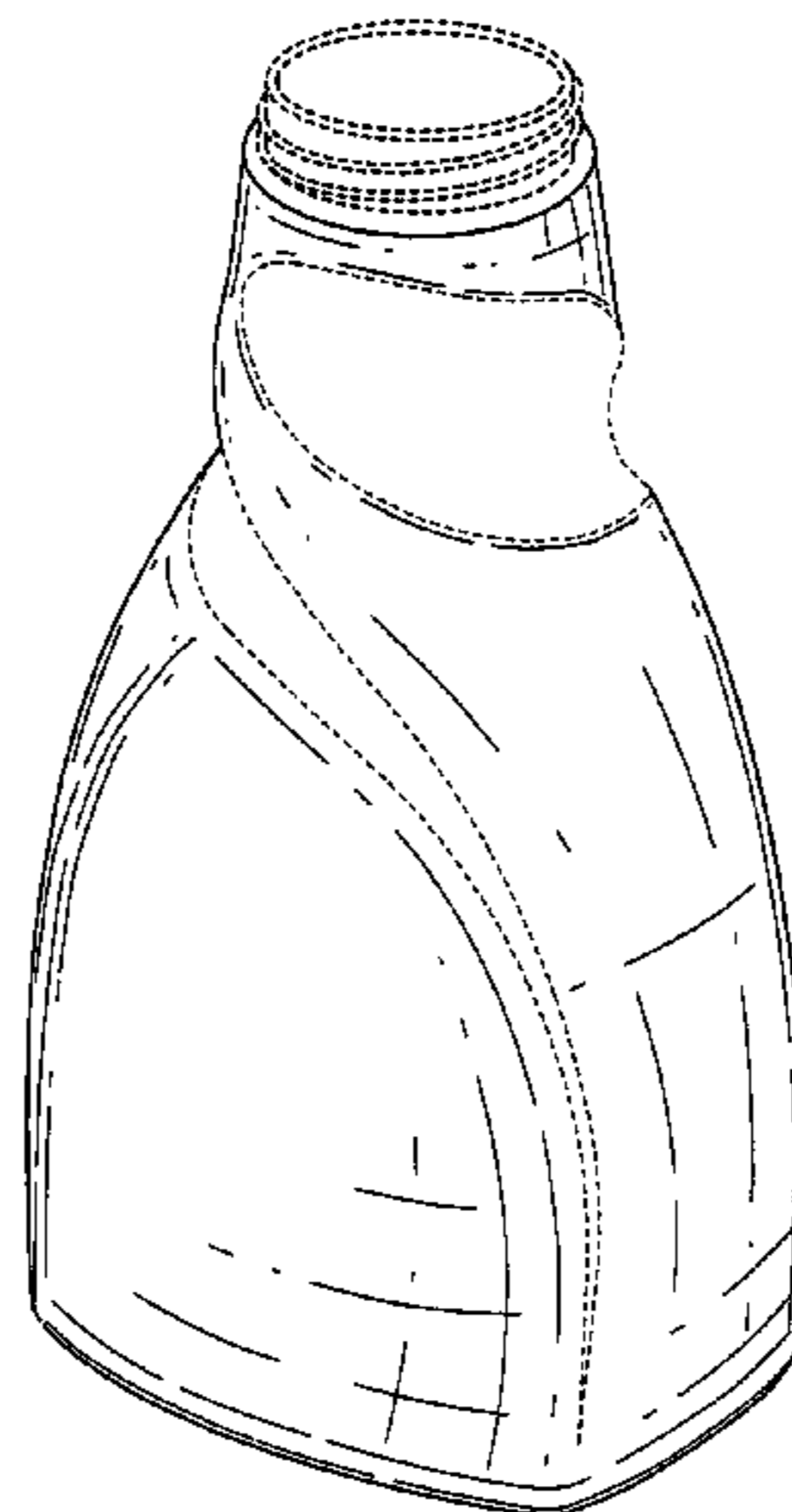
FIG. 5 is a right view thereof;

FIG. 6 is a rear view thereof; and,

FIG. 7 is a bottom view thereof.

FIGS. 1–7 show features of a container having a helical grip
in broken lines. These features are shown for environmental
purposes and do not form any part of the claimed design.
Further, the broken lines immediately adjacent the solid-line
portions of the design form the boundary of the design, with
the broken lines forming no part of the claimed design.

1 Claim, 3 Drawing Sheets



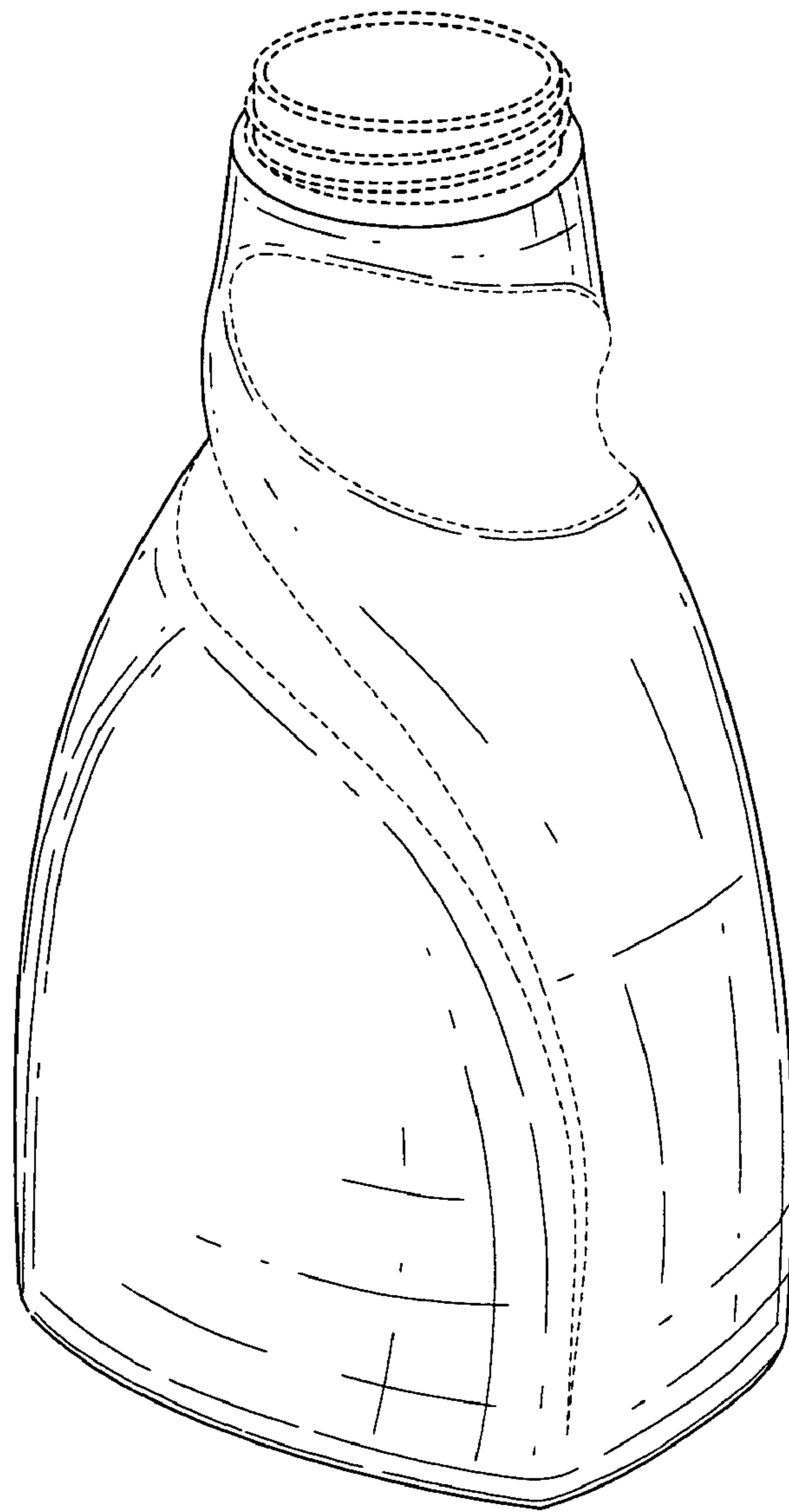


Fig. 1

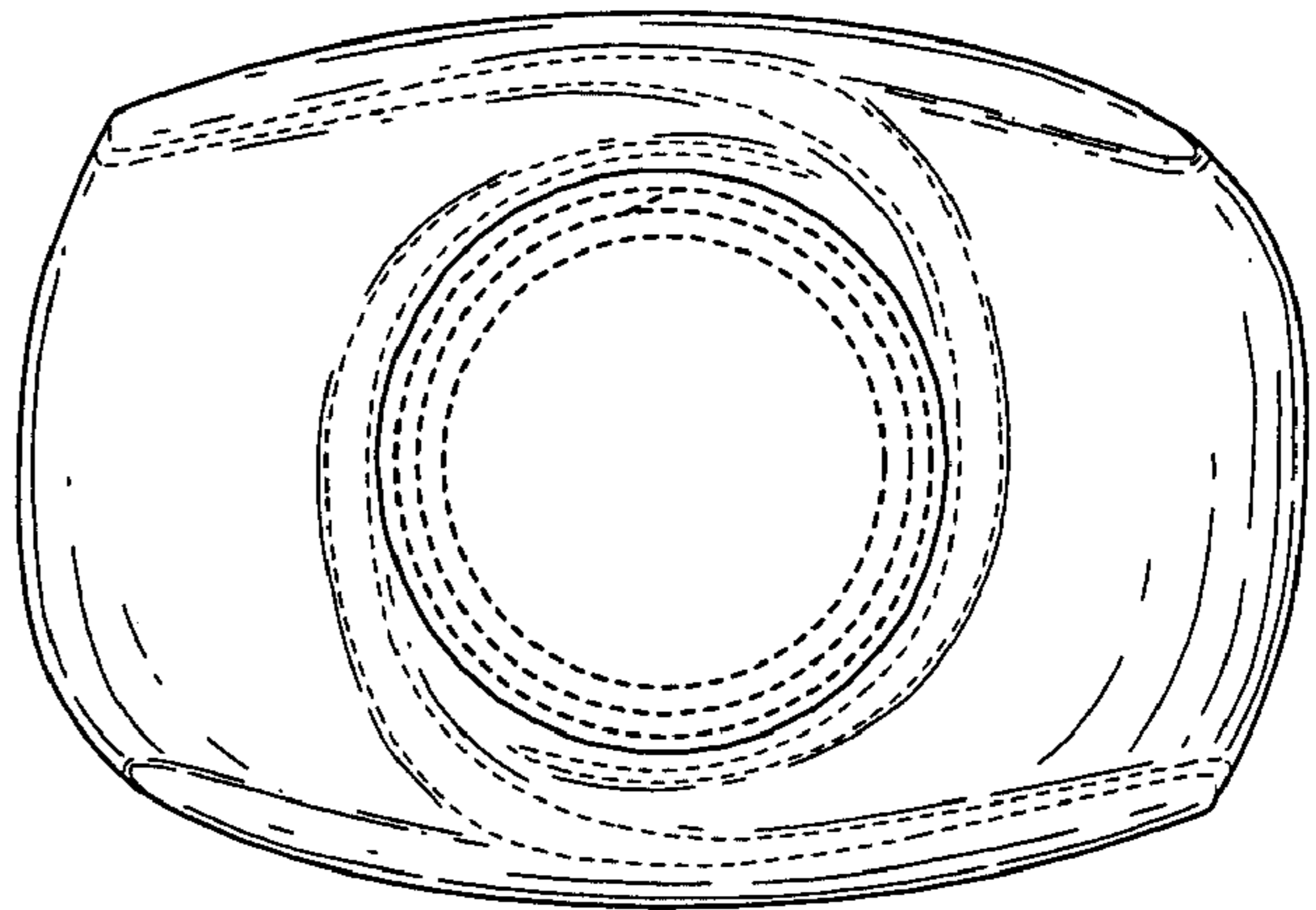


Fig. 2

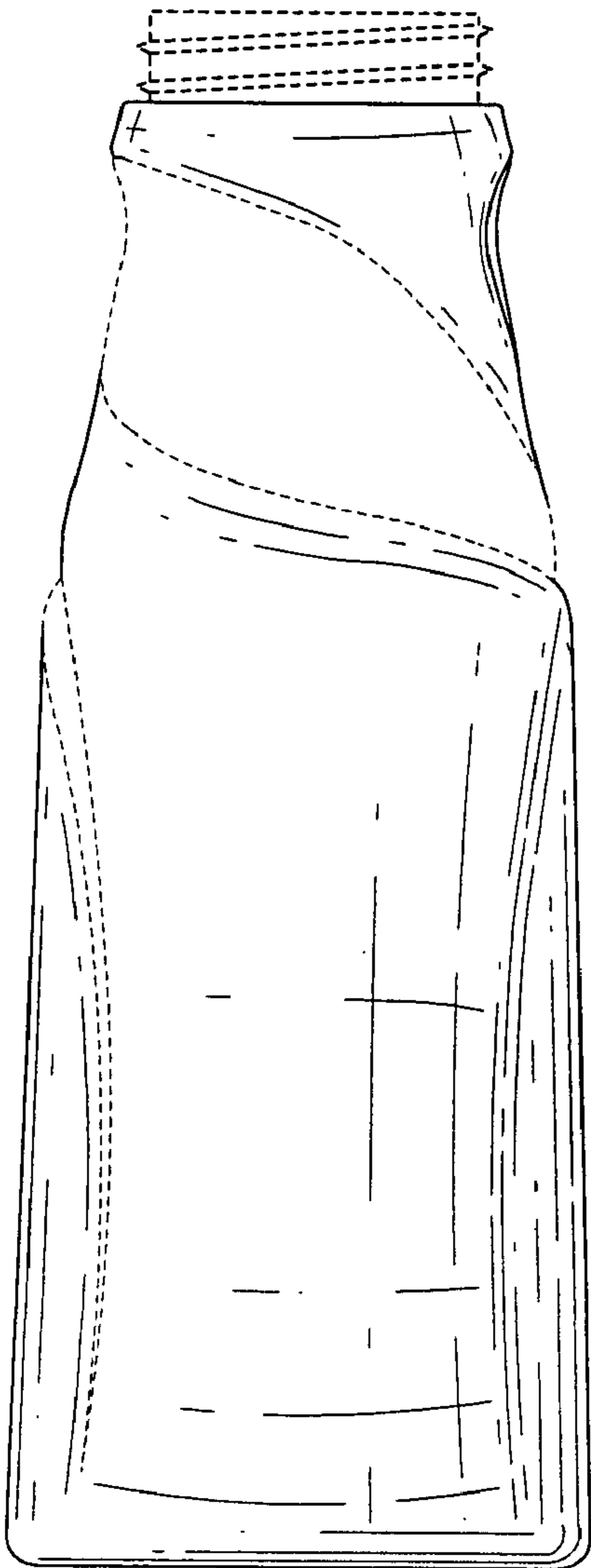


Fig. 3

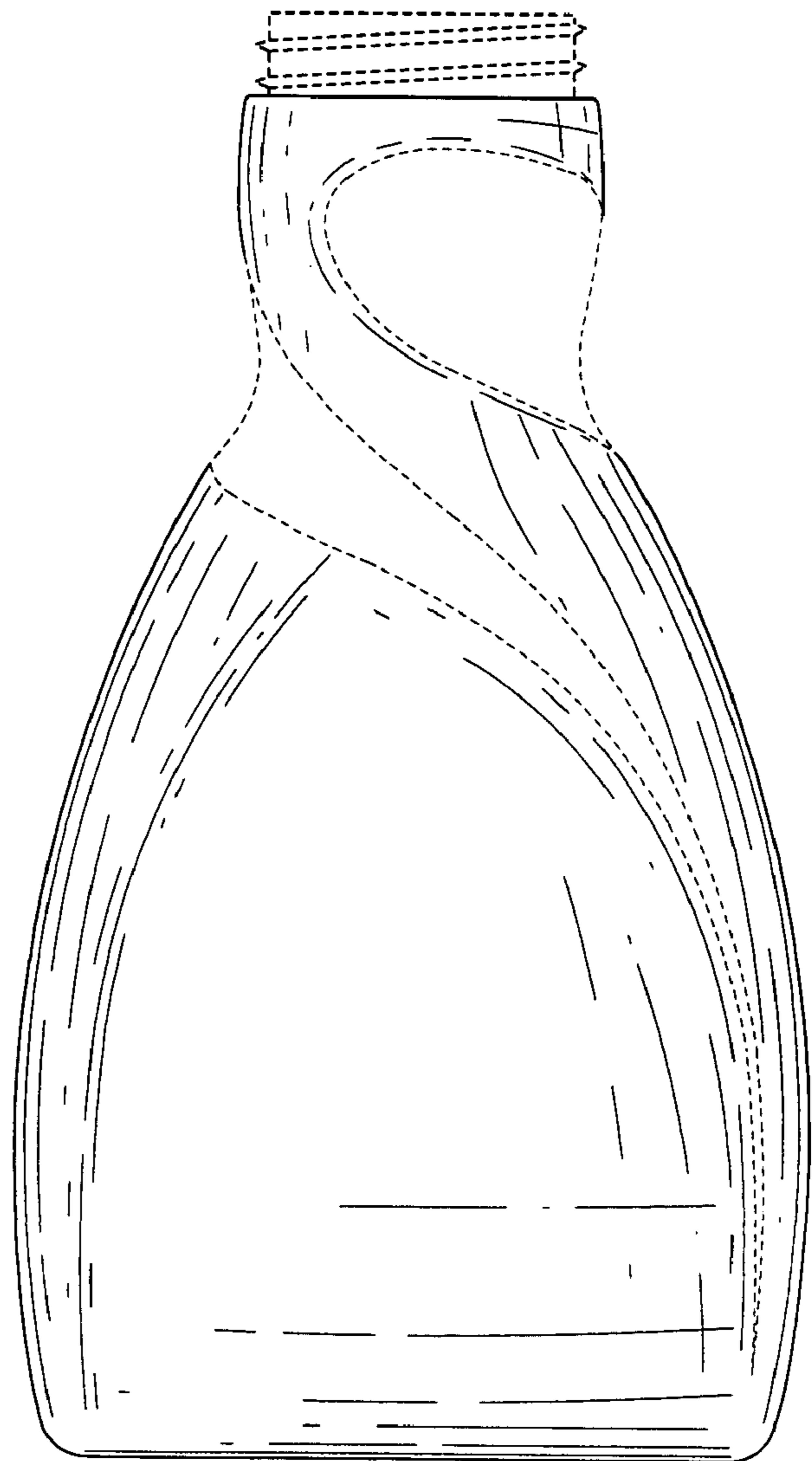


Fig. 4

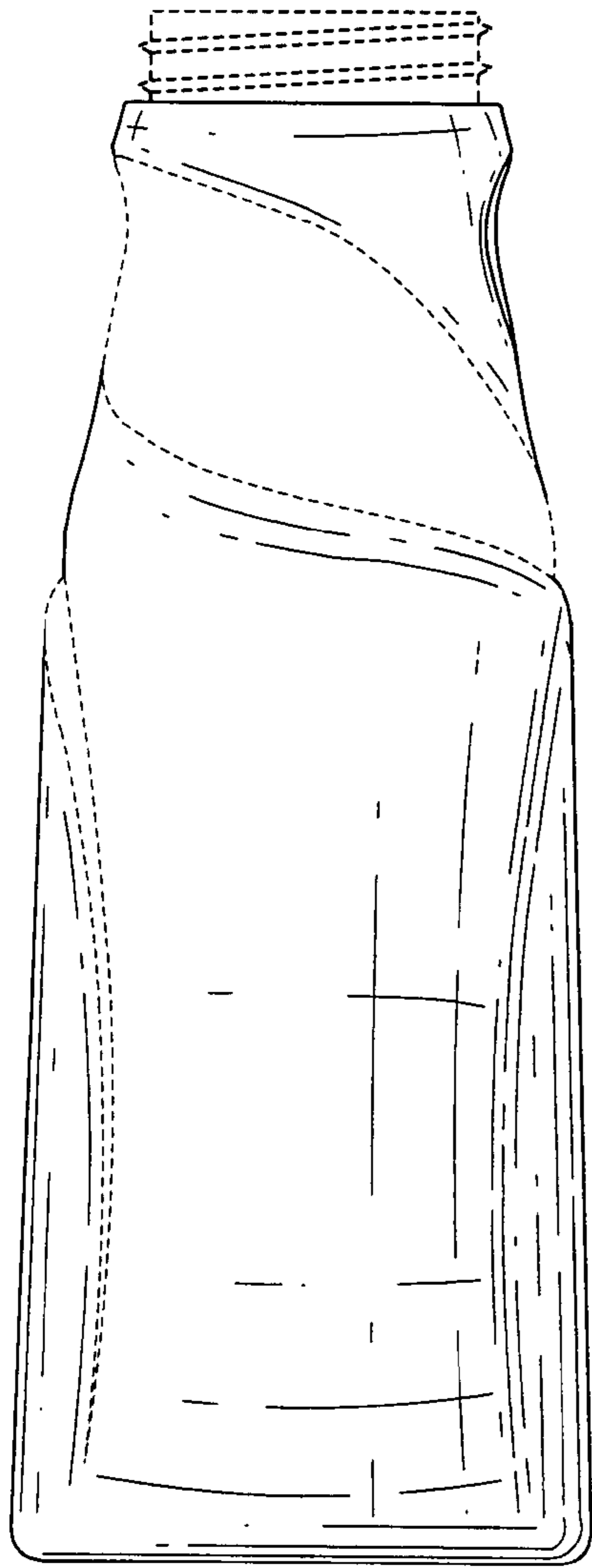


Fig. 5

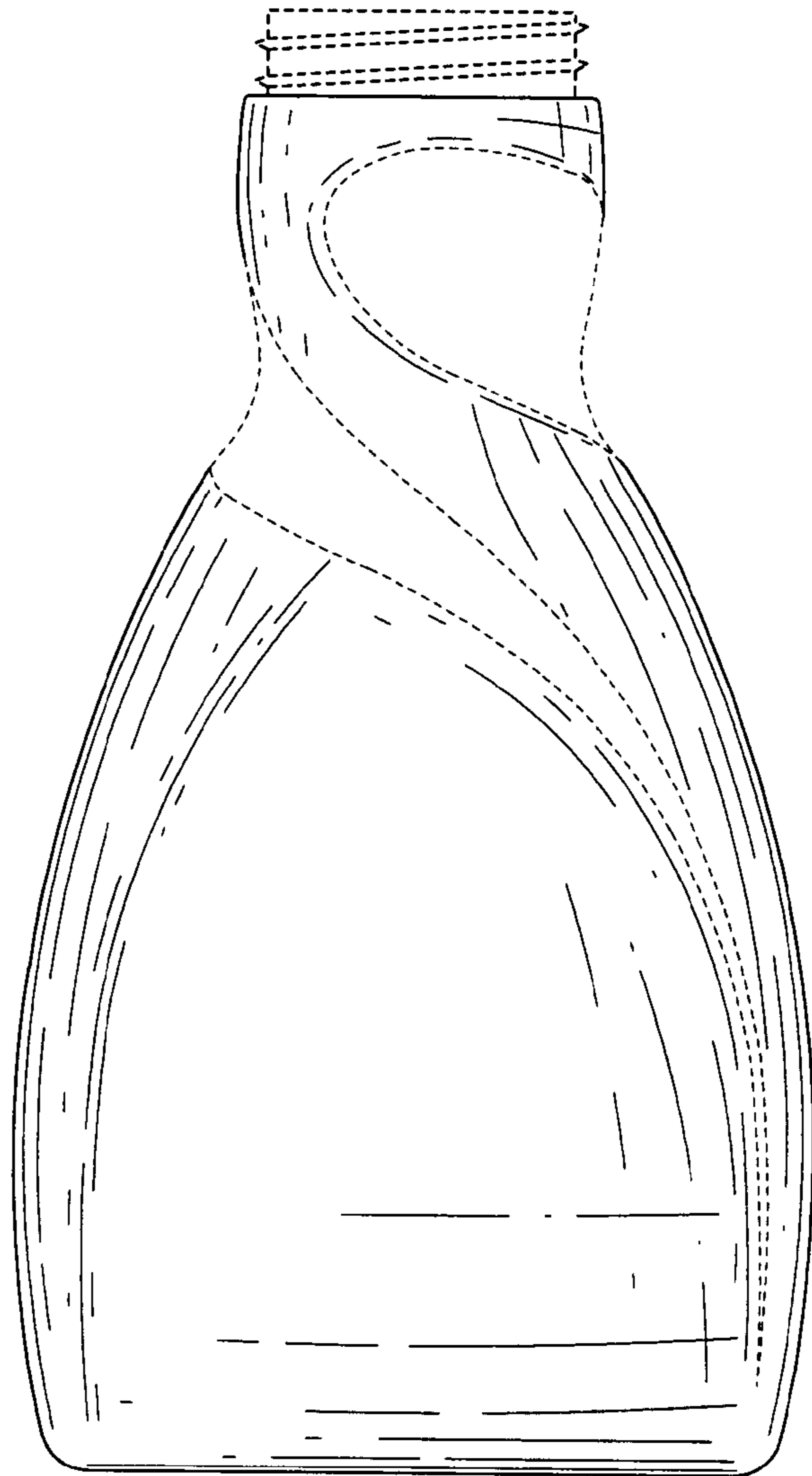


Fig. 6

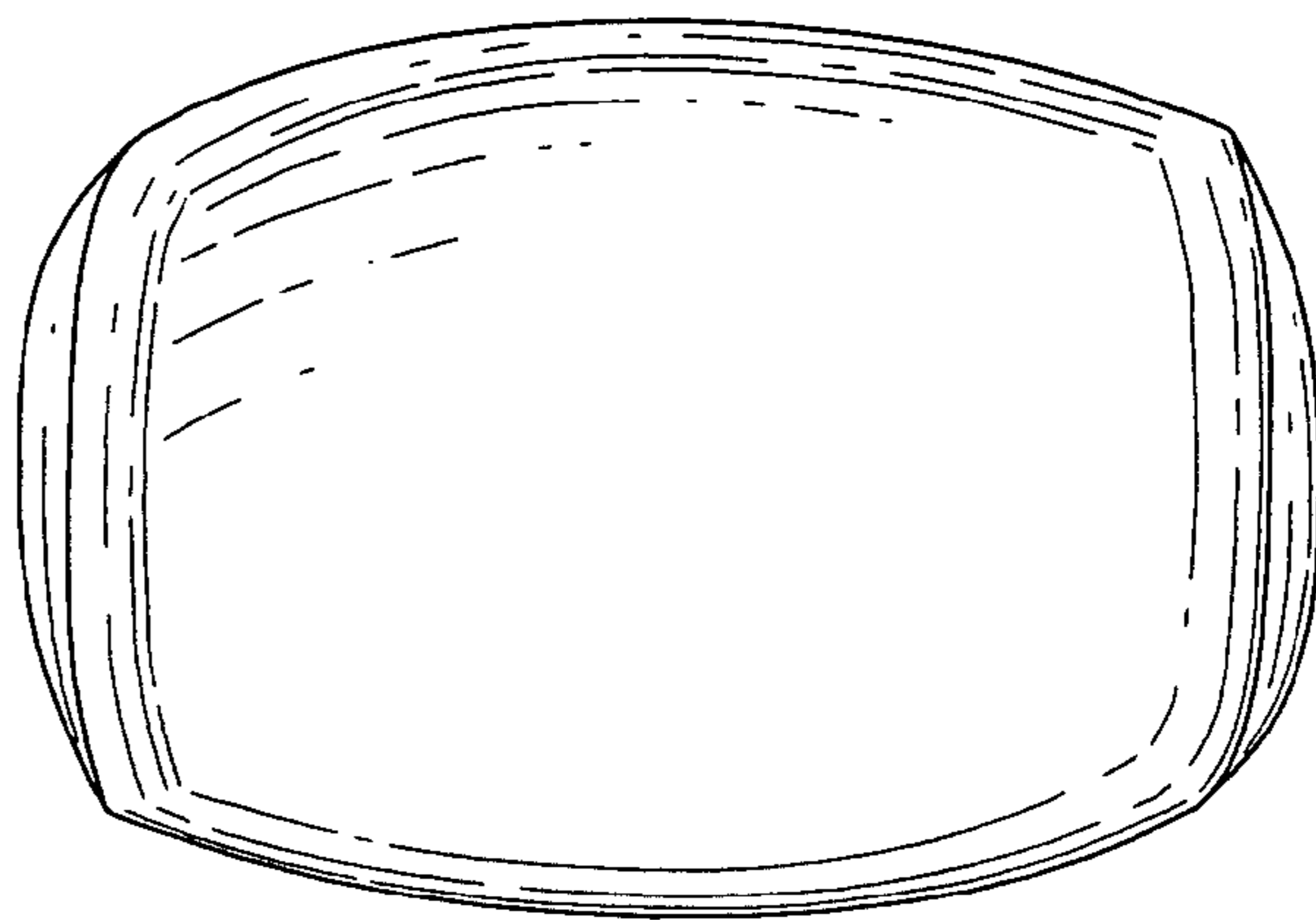


Fig. 7