

US00D547165S

(12) **United States Design Patent**
Barrese

(10) **Patent No.:** **US D547,165 S**

(45) **Date of Patent:** **** Jul. 24, 2007**

(54) **FINIAL FOR CURTAIN ROD**

D522,847 S * 6/2006 Suero, Jr. D8/376
D525,115 S * 7/2006 Harwanko D8/376

(75) Inventor: **Charles Barrese**, Huntington, NY (US)

* cited by examiner

(73) Assignee: **Ex-Cell Home Fashions, Inc.**, New York, NY (US)

Primary Examiner—Robert M. Spear
Assistant Examiner—Susan Bennett Hattan

(**) Term: **14 Years**

(74) *Attorney, Agent, or Firm*—Robert L. Epstein; Epstein Drangel Bazerman & James, LLP

(21) Appl. No.: **29/269,812**

(57) **CLAIM**

(22) Filed: **Dec. 8, 2006**

The ornamental design for a finial for curtain rod, substantially as shown and described.

(51) **LOC (8) Cl.** **08-05**

(52) **U.S. Cl.** **D8/380; D8/378**

(58) **Field of Classification Search** D8/380,
D8/373, 376, 307, 353, 352, 367, 378, 310;
D23/250, 238; D26/154; 248/262, 261,
248/264, 251, 200; 160/348; 211/105.1,
211/105.2; D6/550

DESCRIPTION

See application file for complete search history.

FIG. 1 is an isometric view showing a portion of the top and side of my invention;

FIG. 2 is an elevation view showing the side of my invention;

FIG. 3 is an elevation view showing the top of my invention; and,

FIG. 4 is an elevation view showing the bottom of my invention.

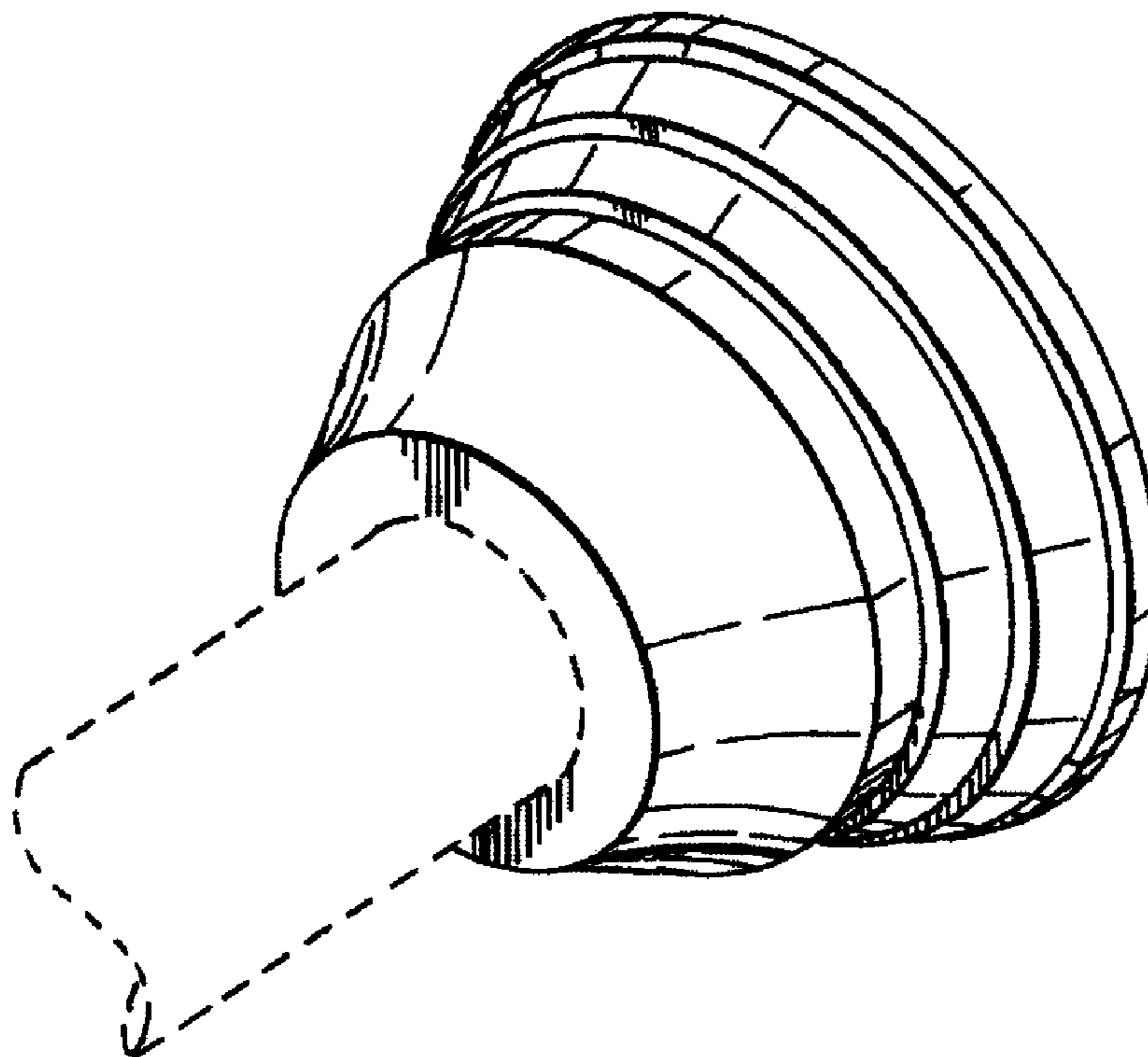
(56) **References Cited**

U.S. PATENT DOCUMENTS

- 363,954 A * 5/1887 Gould 248/262
- D443,813 S * 6/2001 Harwanko D8/376
- 6,543,629 B1 * 4/2003 Samelson 211/105.1
- D498,290 S * 11/2004 Egee D23/250
- D517,360 S * 3/2006 Chen D6/550
- D522,844 S * 6/2006 Harwanko D8/376
- D522,845 S * 6/2006 Suero D8/376
- D522,846 S * 6/2006 Suero, Jr. D8/376

The broken line showing of a curtain rod in FIGS. 1 and 3 is included for the purpose of illustrating environment only and forms no part of the claimed design. The broken lines in FIG. 4 define the boundary of the claimed design and form no part of the claimed design.

1 Claim, 1 Drawing Sheet



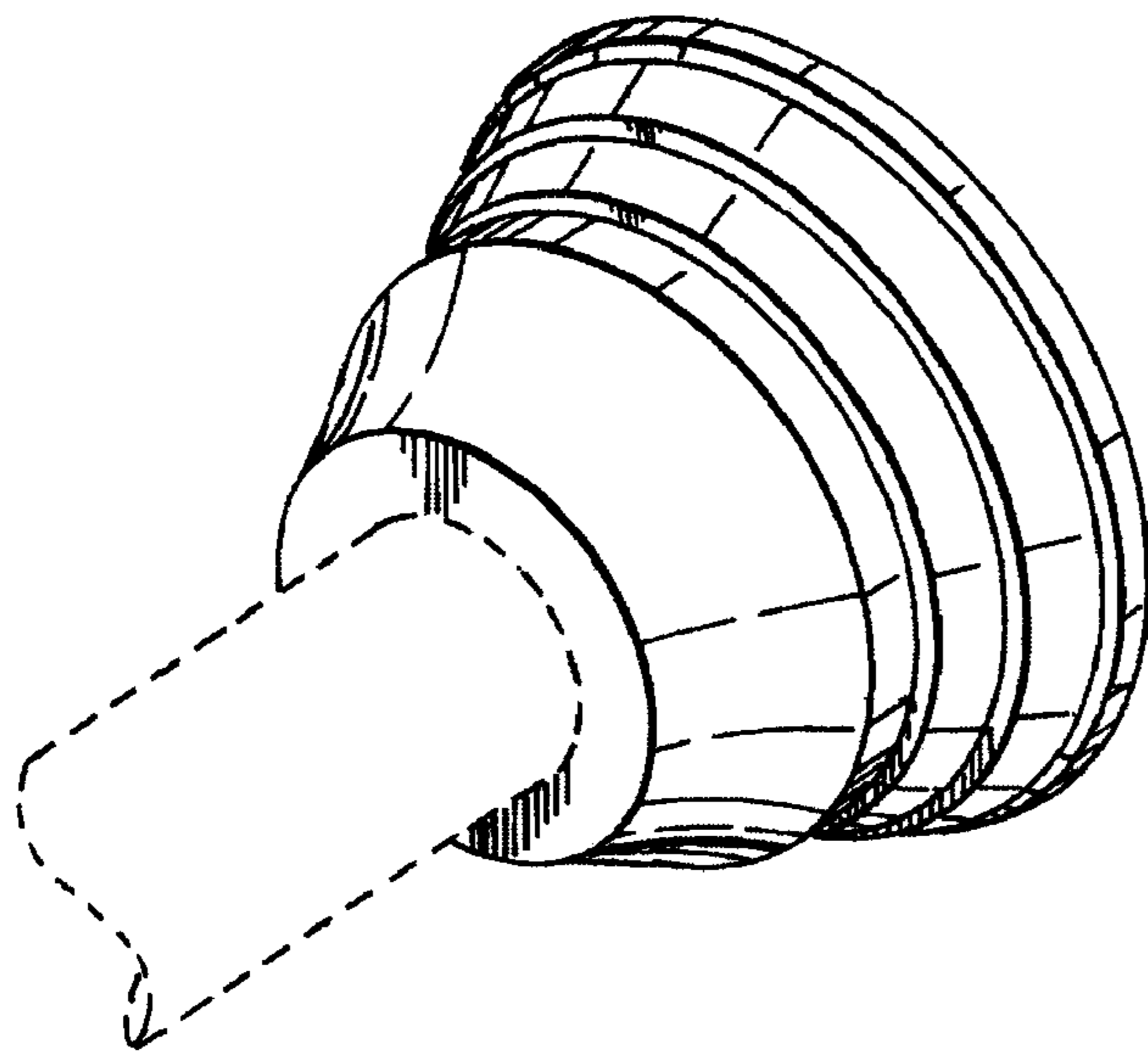


Fig. 1




Fig. 2

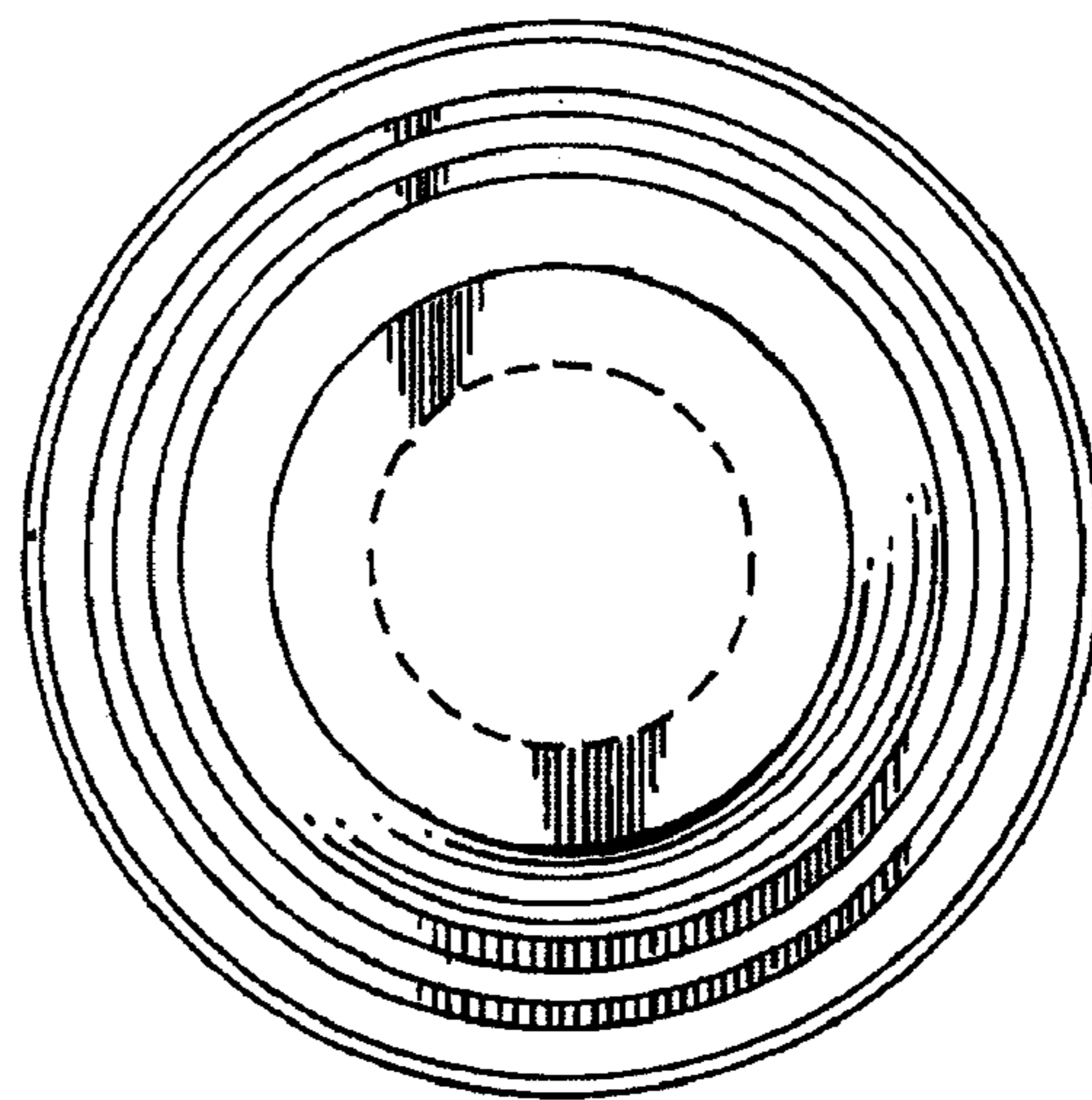


Fig. 3

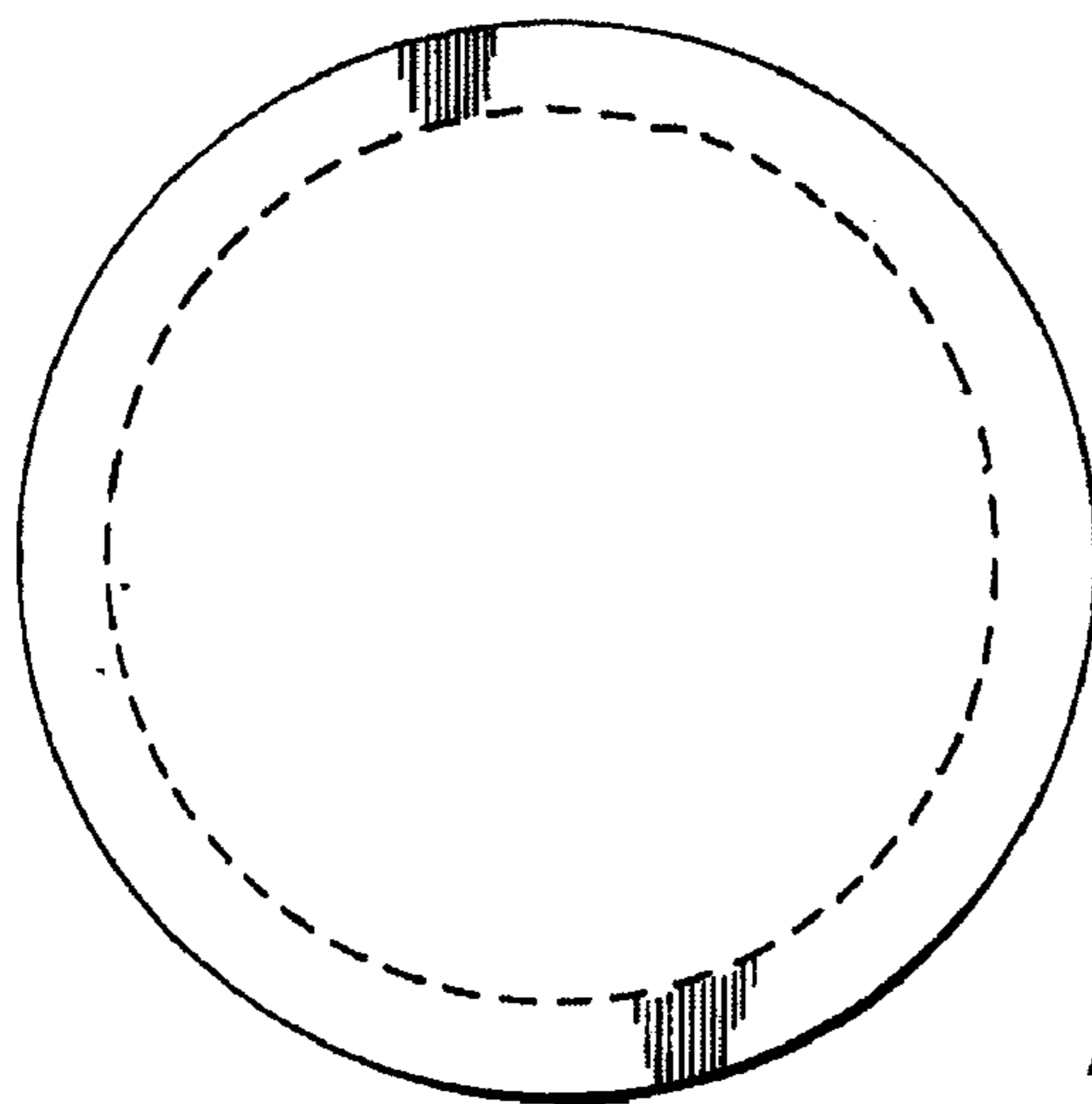


Fig. 4