

US00D547150S

(12) **United States Design Patent**
Tuanmu

(10) **Patent No.:** **US D547,150 S**

(45) **Date of Patent:** **** Jul. 24, 2007**

(54) **RATCHET WRENCH**

(75) Inventor: **Hsien-Chung Tuanmu**, Taichung (TW)

(73) Assignee: **Lea Way Hand Tool Corporation**,
Taichung (TW)

(**) Term: **14 Years**

(21) Appl. No.: **29/219,349**

(22) Filed: **Dec. 15, 2004**

(51) **LOC (8) Cl.** **08-05**

(52) **U.S. Cl.** **D8/25**

(58) **Field of Classification Search** D8/17-29,
D8/105, 107, 52, 55; 81/119, 121.1, 120,
81/124.3, 124.4, 124.6, 124.7, 125, 177.1,
81/177.2, 177.85, 436, 177.6, 186, 58-63.2,
81/3.09, 486, 86, 124.2, 125.1, 176.1, 176.2,
81/177.3, 176.3, 300, 121.7, 437, 165, 418,
81/166, 168, 169, 170, 179, 160, 3.57, 3.55;
16/422, 429; 140/119

See application file for complete search history.

(56) **References Cited**

U.S. PATENT DOCUMENTS

D340,175 S *	10/1993	Mann	D8/70
D403,215 S *	12/1998	Hsieh	D8/28
5,996,453 A *	12/1999	Blacklock	81/467
D474,381 S *	5/2003	Lee et al.	D8/28
6,647,834 B2 *	11/2003	Hu	81/119
D486,366 S *	2/2004	Tuanmu	D8/25
D486,708 S *	2/2004	Tuanmu	D8/25

D488,363 S *	4/2004	McGovern et al.	D8/28
6,948,407 B1 *	9/2005	Hsien	81/124.3
2002/0088314 A1 *	7/2002	Wambem	81/125.1

OTHER PUBLICATIONS

Snap-on tool catalog, dated 1990 p. 108.*
The Catalogue of the World Top Brand Tools (1993).

* cited by examiner

Primary Examiner—Raphael Barkai
Assistant Examiner—Randall H. Gholson
(74) *Attorney, Agent, or Firm*—Ladas & Parry LLP

(57) **CLAIM**

The ornamental design for a ratchet wrench, as shown and described.

DESCRIPTION

FIG. 1 is a perspective view of a ratchet wrench of the subject design;

FIG. 2 is a front elevational view thereof;

FIG. 3 is a rear elevational view thereof;

FIG. 4 is a top plan view thereof;

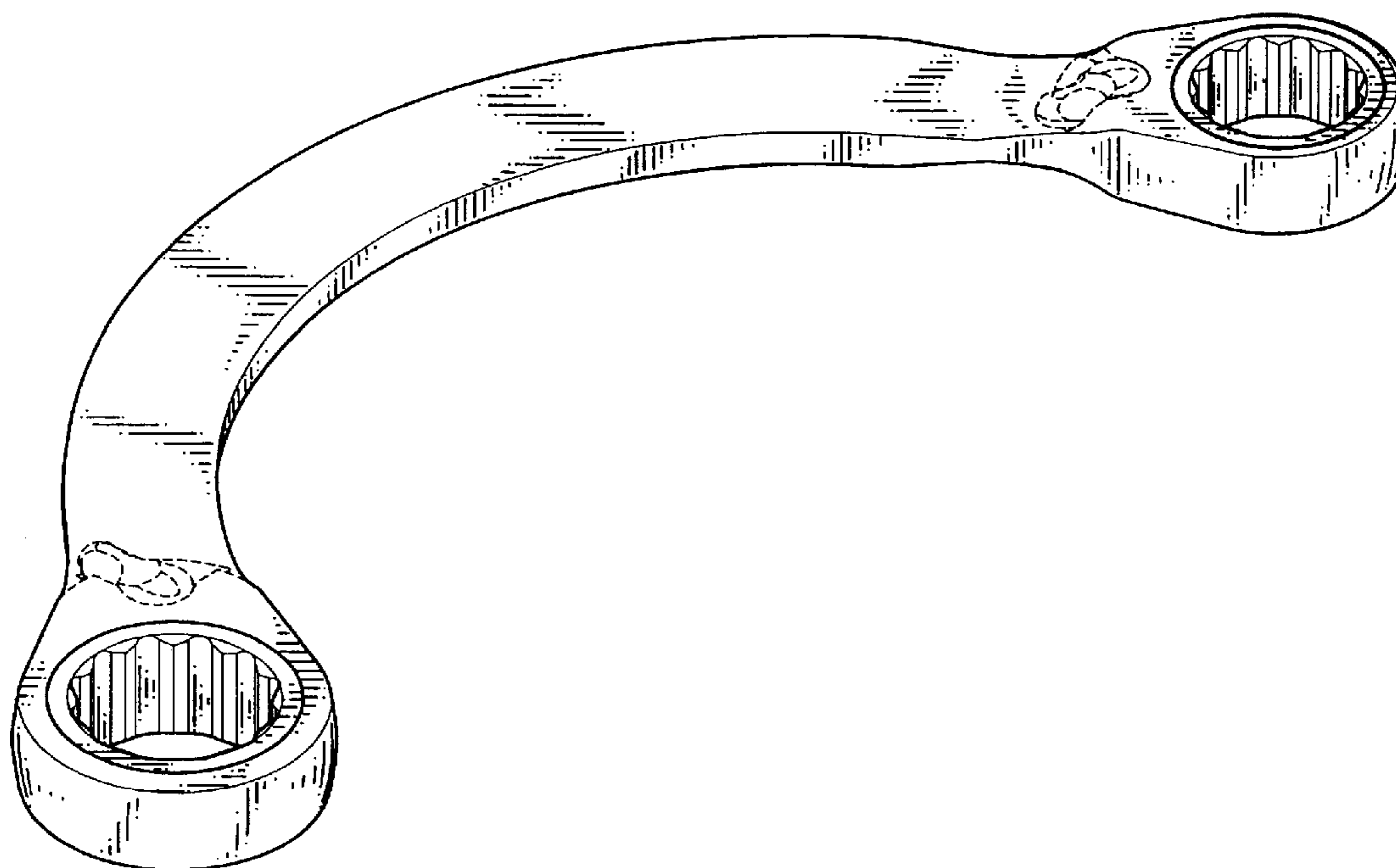
FIG. 5 is a bottom plan view thereof;

FIG. 6 is a left side elevational view thereof; and,

FIG. 7 is a right side elevational view thereof.

Broken lines depicting the switch of the wrenches form no part of the subject matter as claimed.

1 Claim, 5 Drawing Sheets



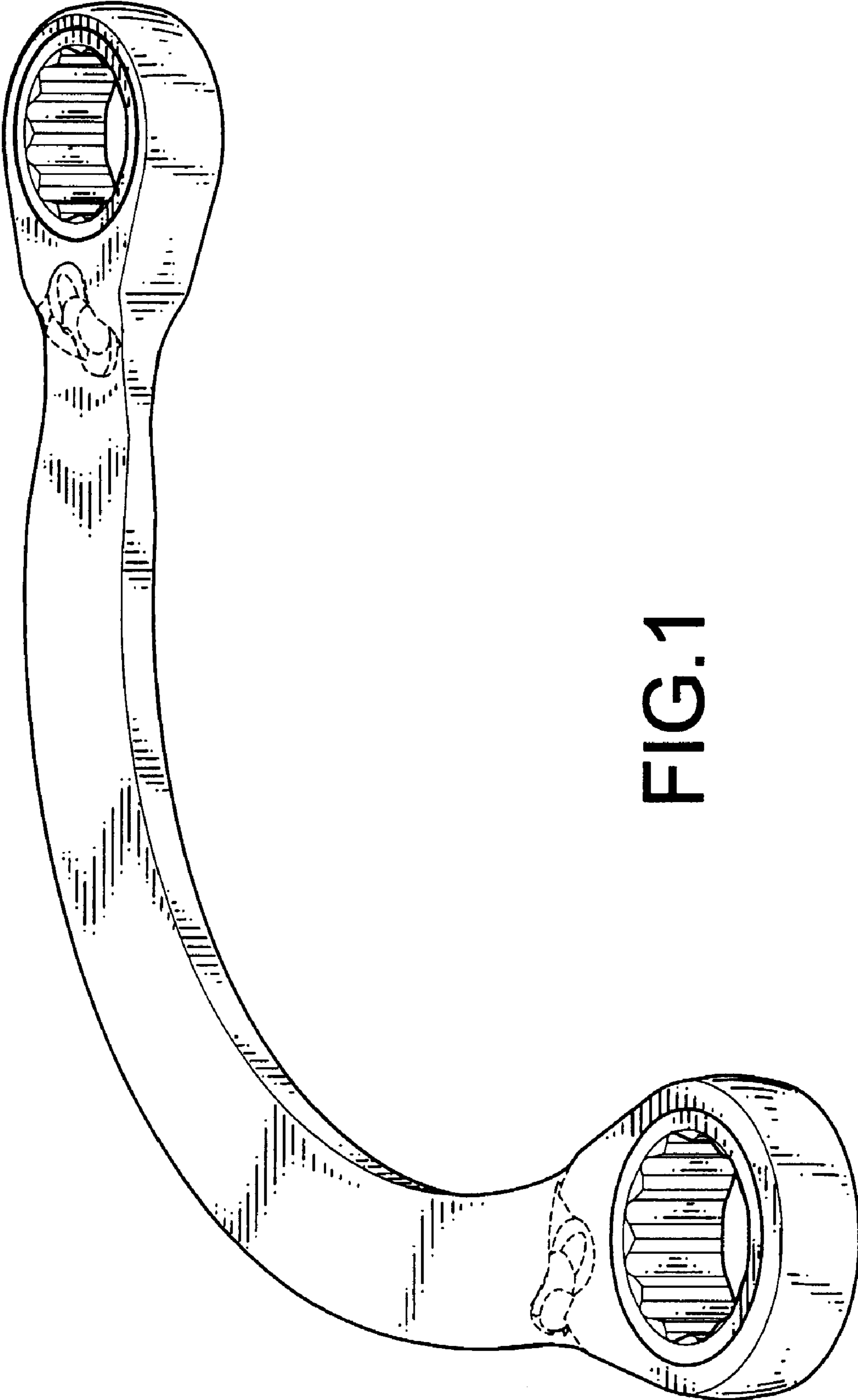


FIG. 1

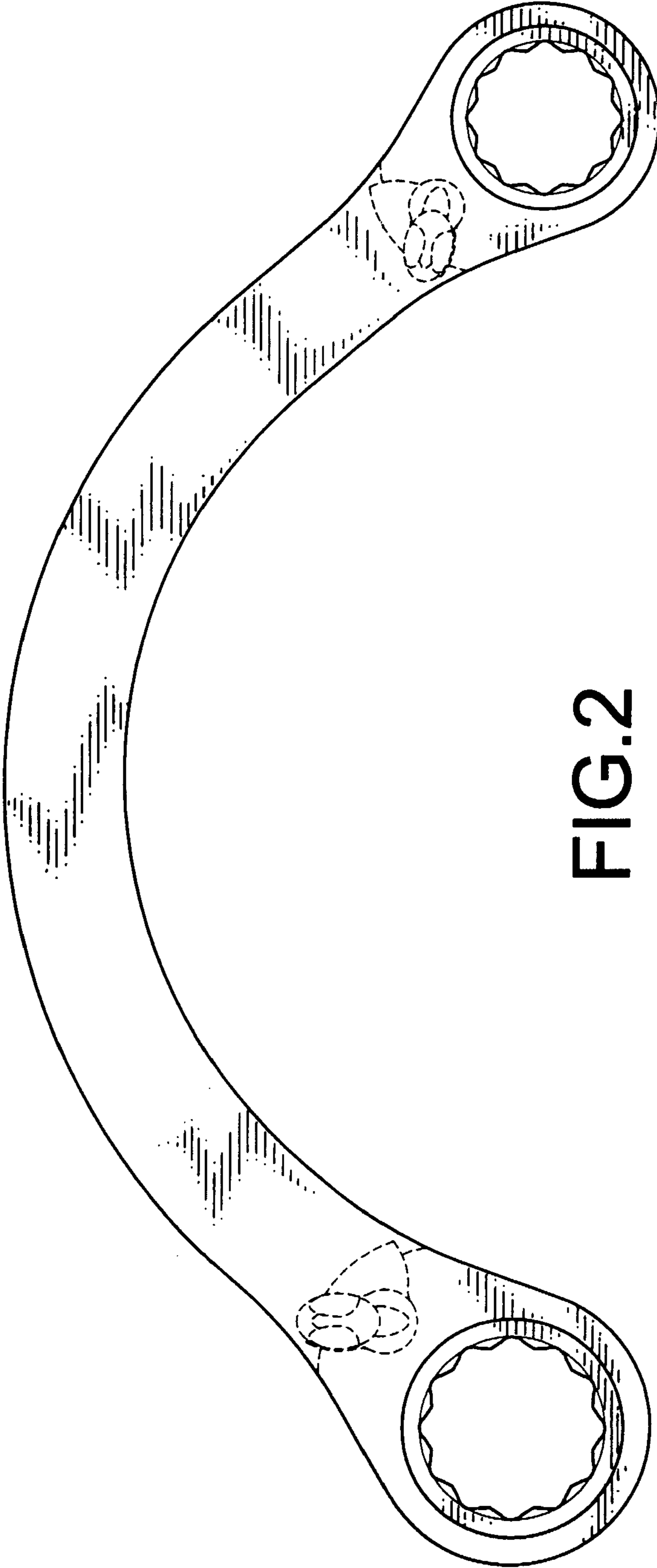


FIG.2

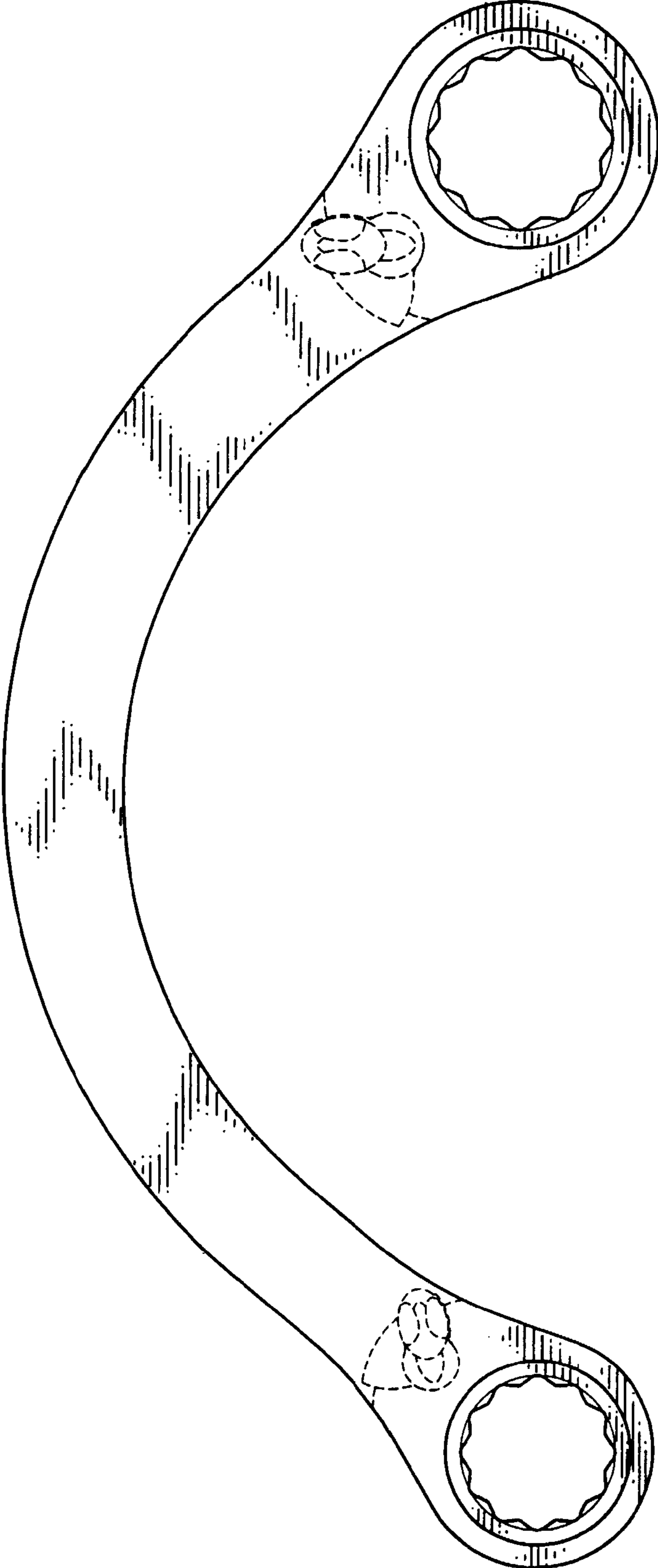


FIG.3



FIG. 4



FIG. 5

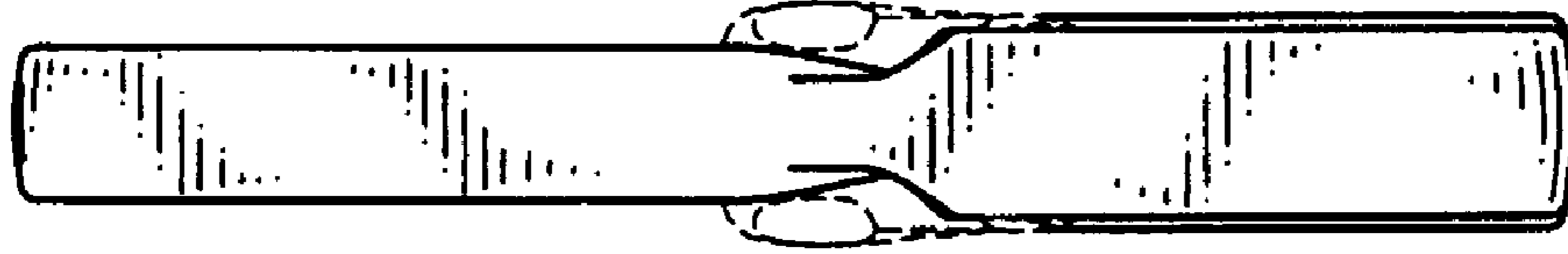


FIG. 6



FIG. 7