



US00D547149S

(12) **United States Design Patent**
Wu

(10) **Patent No.:** **US D547,149 S**

(45) **Date of Patent:** **** Jul. 24, 2007**

(54) **JAW OF ADJUSTABLE WRENCH**
(75) Inventor: **Arthur Wu**, Taichung County (TW)
(73) Assignee: **Proxene Tools Co., Ltd.**, Taichung (TW)

5,209,144 A * 5/1993 Lu Guoji 81/165
5,239,899 A * 8/1993 Baker 81/186
5,305,667 A * 4/1994 Caballero 81/165
5,331,868 A * 7/1994 Elmore 81/165
5,697,166 A * 12/1997 Hommel 33/758
D432,879 S * 10/2000 Loyaute et al. D8/22

(**) Term: **14 Years**

* cited by examiner

(21) Appl. No.: **29/269,831**

Primary Examiner—Raphael Barkai
Assistant Examiner—Randall H. Gholson

(22) Filed: **Dec. 11, 2006**

(57) **CLAIM**

(51) **LOC (8) Cl.** **08-05**

(52) **U.S. Cl.** **D8/22**

(58) **Field of Classification Search** 81/176.2,
81/165, 170, 3.35, 58, 3.45, 155, 60-63.2,
81/177.1, 177.85, 177.8, 489, 125.1, 121.1,
81/119-120, 176.1, 186, 177.9, 185.1; 16/429,
16/441, 124.6; D8/81-87, 102-107, 98-99,
D8/55, 93, 94, 17, 21-29; 7/100, 138, 168,
7/157; 206/378

The ornamental design for a jaw of adjustable wrench, as shown and described.

See application file for complete search history.

DESCRIPTION

(56) **References Cited**

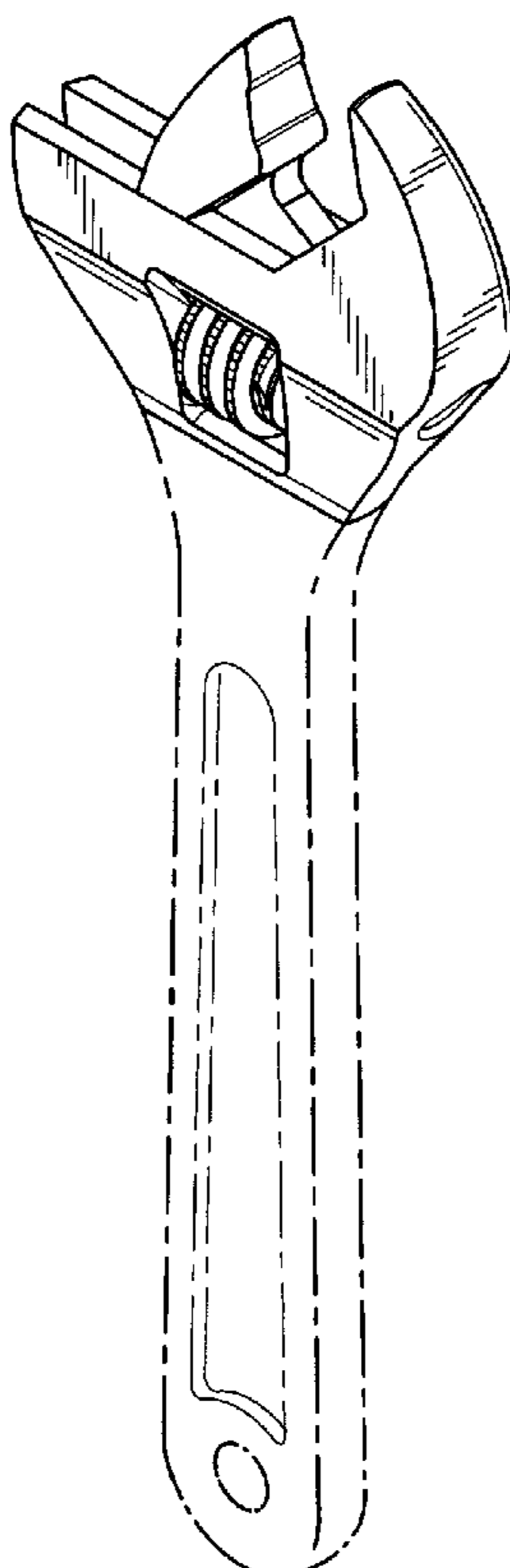
U.S. PATENT DOCUMENTS

1,490,903 A * 4/1924 Anderson 81/356
2,499,644 A * 3/1950 Heyn 81/157
2,849,908 A * 9/1958 Swanstrom et al. 81/165
3,916,735 A * 11/1975 Evans D8/25
4,326,436 A * 4/1982 McGraw 81/165

FIG. 1 is a perspective view of a jaw of adjustable wrench;
FIG. 2 is a front view thereof;
FIG. 3 is a back view thereof;
FIG. 4 is a right side view thereof;
FIG. 5 is a left side view thereof;
FIG. 6 is a top view thereof; and,
FIG. 7 is a bottom view thereof.

The broken lines shown in the figures are for illustrative purposes only and form no part of the claimed design.

1 Claim, 4 Drawing Sheets



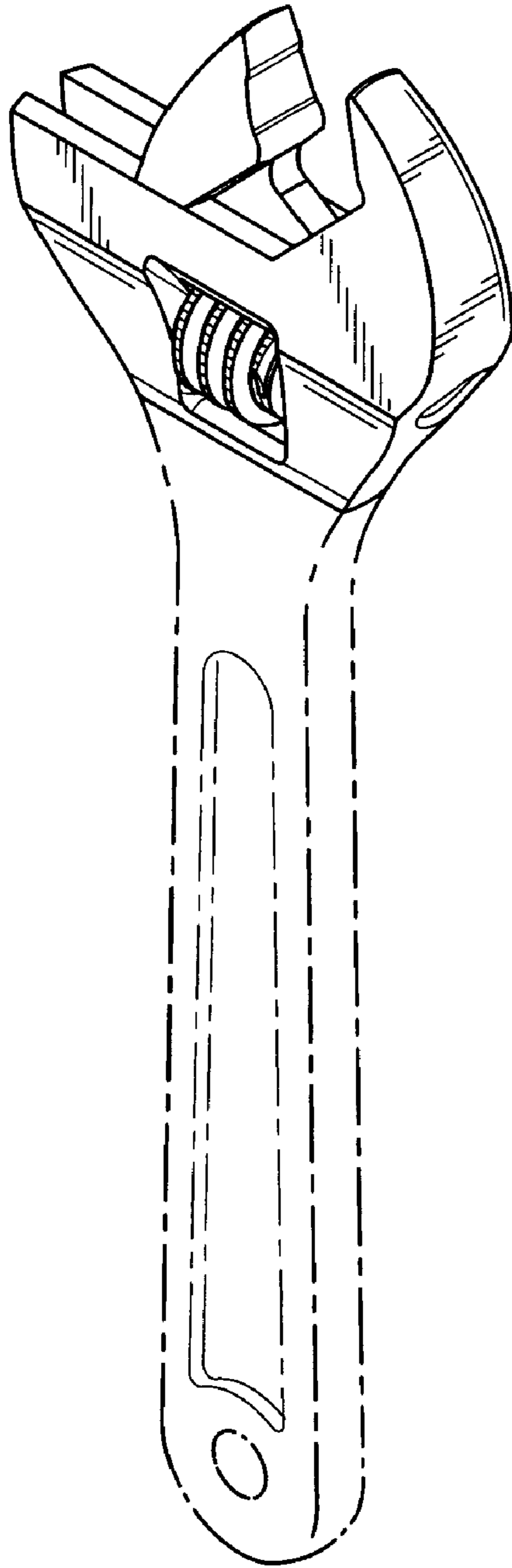


FIG. 1

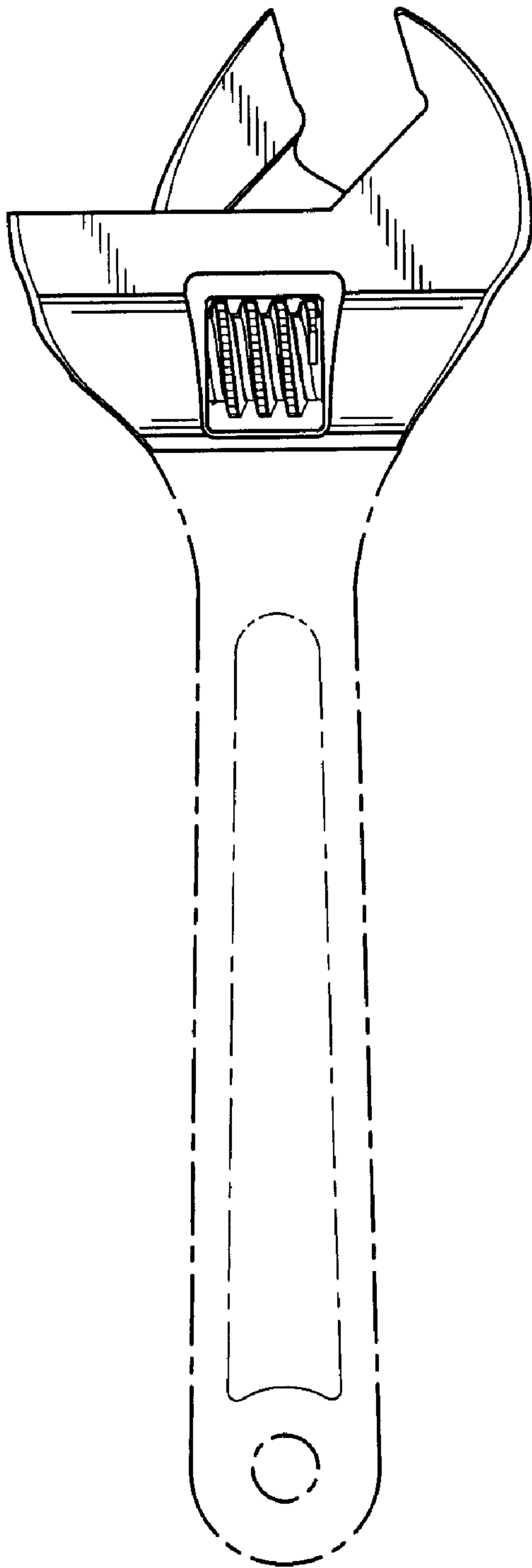


FIG. 2

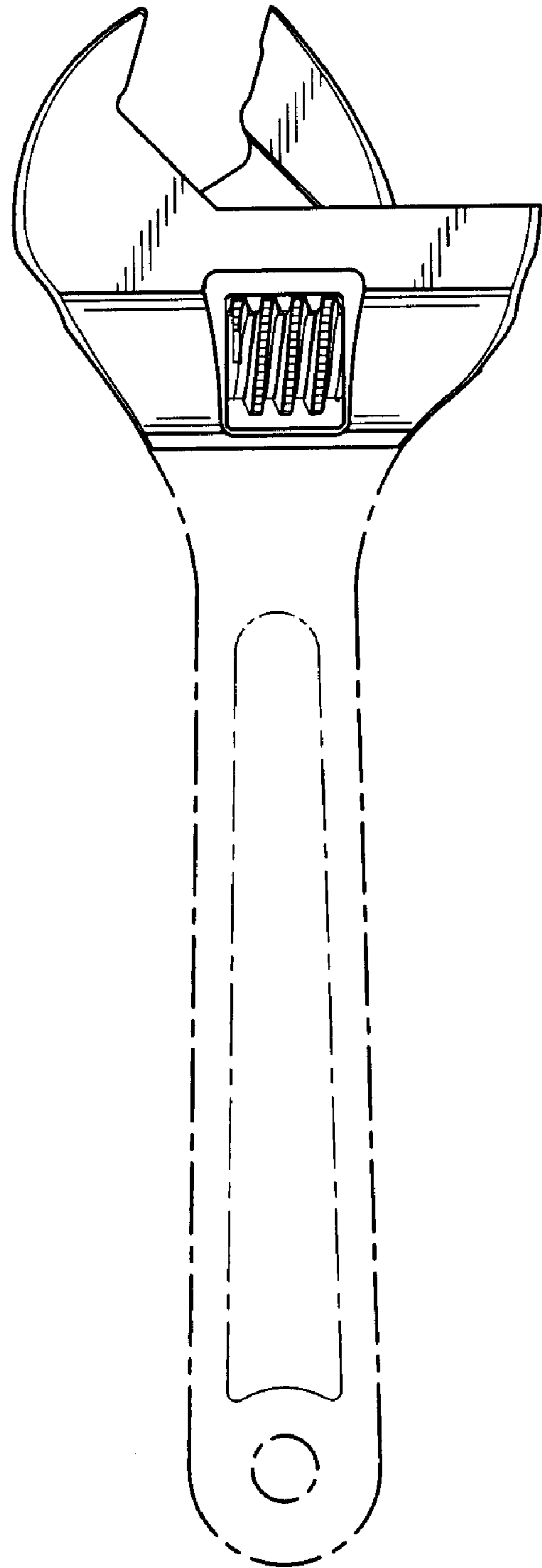


FIG. 3

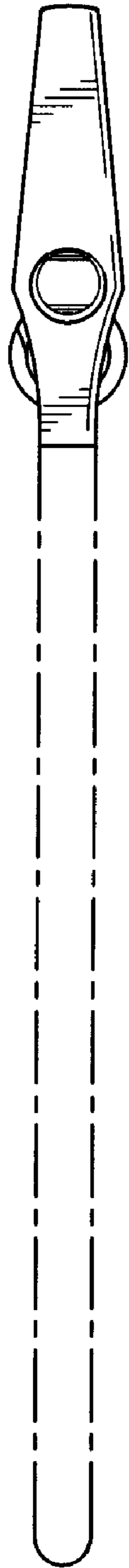


FIG. 4

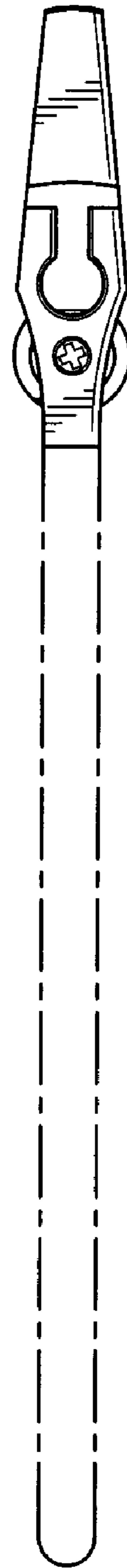


FIG. 5

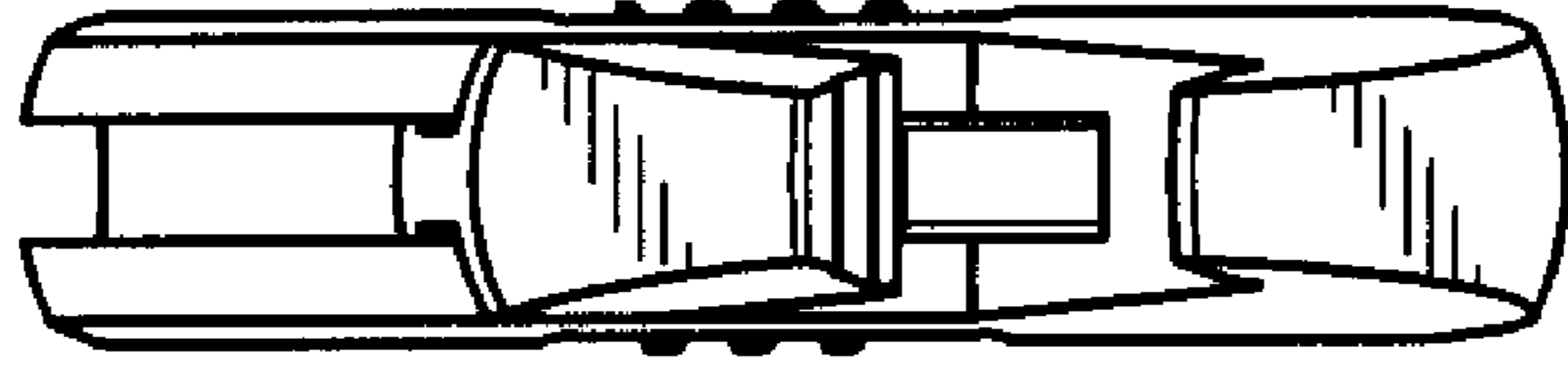


FIG. 6



FIG. 7