

US00D547146S

(12) **United States Design Patent**
Fetherston

(10) **Patent No.:** **US D547,146 S**

(45) **Date of Patent:** **** Jul. 24, 2007**

(54) **HANGER RETRIEVAL AND REPLACEMENT DEVICE**

D459,170 S 6/2002 Young
6,499,778 B2 12/2002 Boulay
D497,086 S 10/2004 Lopes
D507,688 S * 7/2005 Jean D34/10

(76) Inventor: **Lois S. Fetherston**, 3793 Jungle Plum
Dr. East, Naples, FL (US) 34114

* cited by examiner

(**) Term: **14 Years**

Primary Examiner—Philip S. Hyder
(74) *Attorney, Agent, or Firm*—The Livingston Firm;
Edward M. Livingston; Angela M. Miller

(21) Appl. No.: **29/276,011**

(22) Filed: **Jan. 11, 2007**

(57) **CLAIM**

(51) **LOC (8) Cl.** **08-05**

The ornamental design for a hanger retrieval and replacement device, as shown and described.

(52) **U.S. Cl.** **D8/14**

(58) **Field of Classification Search** D8/14,
D8/88, 89; 294/19.1, 19.3, 22, 23.5, 24;
D34/28

DESCRIPTION

See application file for complete search history.

FIG. 1 is a front view of the hanger retrieval and replacement device;

(56) **References Cited**

U.S. PATENT DOCUMENTS

FIG. 2 is a back view of the hanger retrieval and replacement device;

3,936,088	A	2/1976	Williams	
4,153,286	A	5/1979	Piper et al.	
D345,900	S *	4/1994	Andrews D8/14
D353,981	S *	1/1995	Harbaugh et al. D34/28
D369,961	S *	5/1996	Hedtke D8/14
5,553,905	A *	9/1996	Bentivegna 294/24
5,630,381	A *	5/1997	Kroyer 119/801
D395,808	S *	7/1998	Loucks D8/14
D402,865	S *	12/1998	Buser D8/14
D424,896	S	5/2000	Christian, Jr.	
D453,097	S *	1/2002	Goodwin D8/14

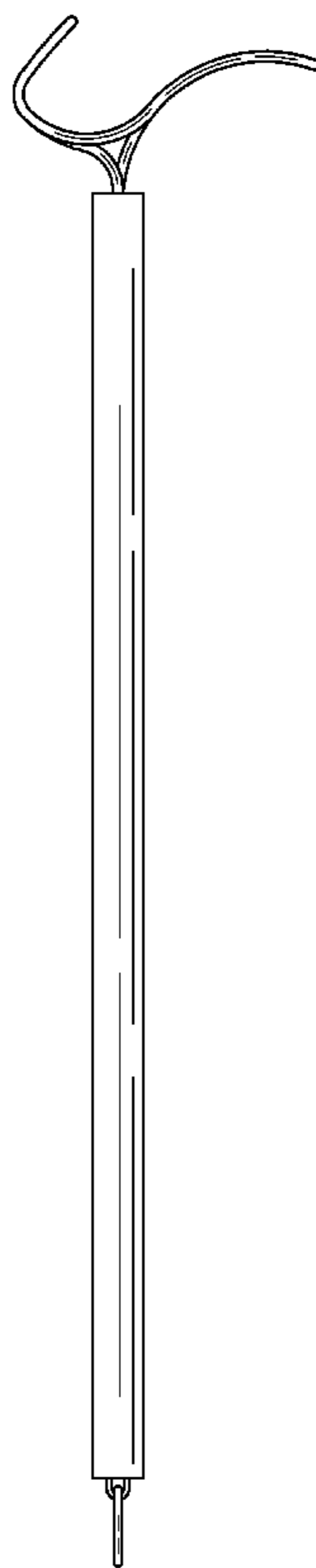
FIG. 3 is a left side view of the hanger retrieval and replacement device;

FIG. 4 is a right side view of the hanger retrieval and replacement device;

FIG. 5 is a top view of the hanger retrieval and replacement device; and,

FIG. 6 is a bottom view of the hanger retrieval and replacement device.

1 Claim, 2 Drawing Sheets



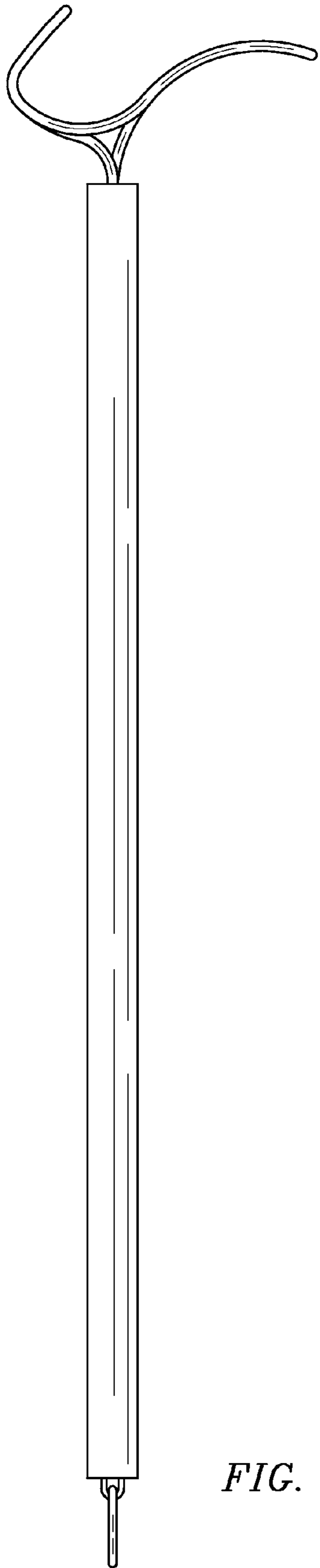


FIG. 1

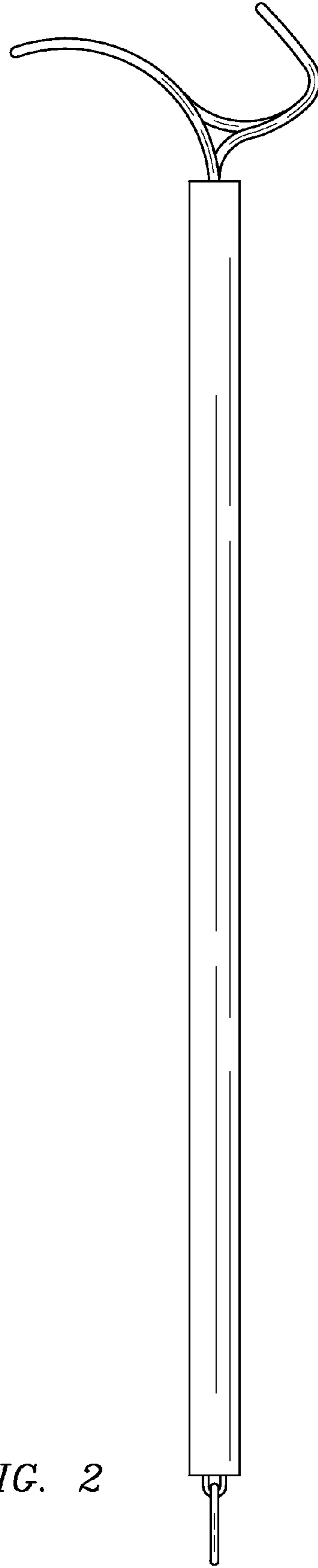


FIG. 2

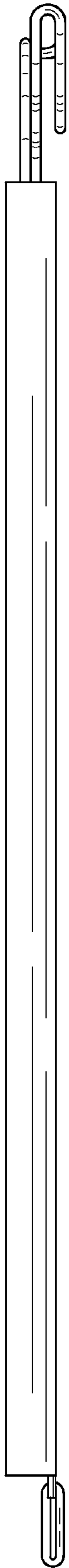


FIG. 3



FIG. 4

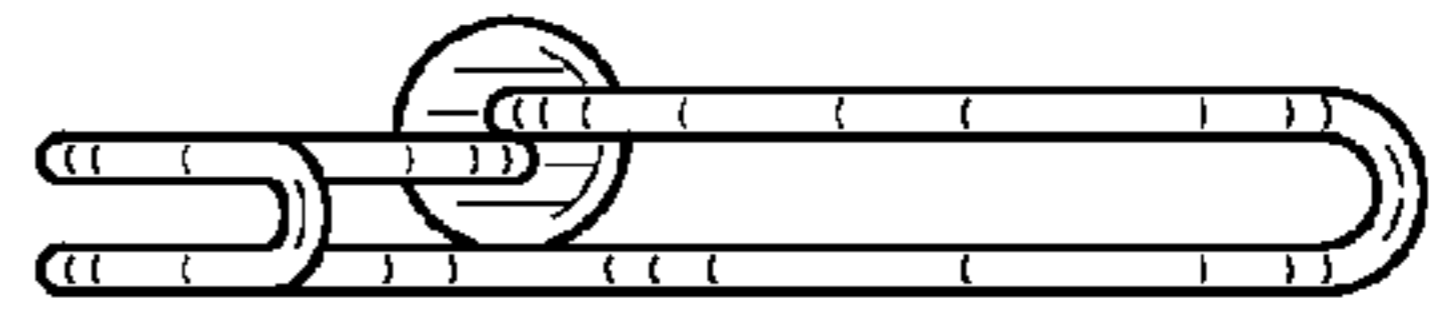


FIG. 5

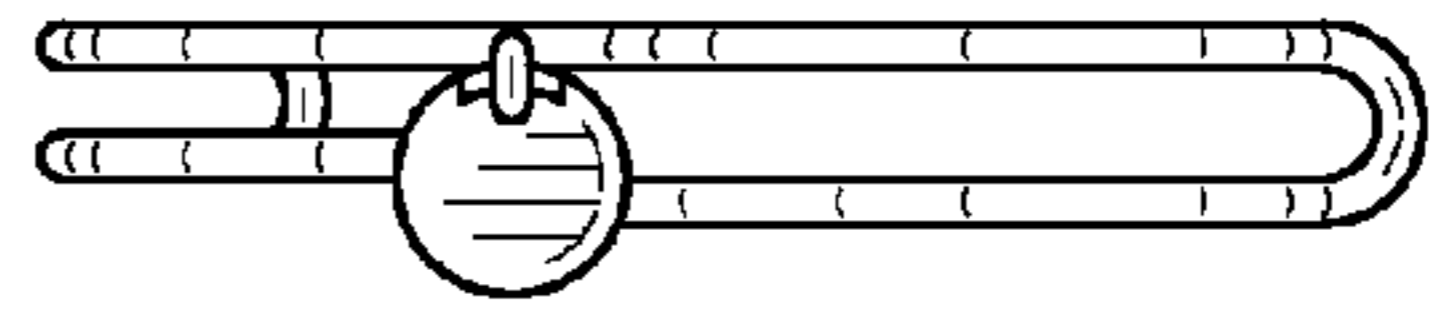


FIG. 6