

US00D547135S

(12) **United States Design Patent**
Hasegawa

(10) **Patent No.:** **US D547,135 S**

(45) **Date of Patent:** **** Jul. 24, 2007**

(54) **KITCHEN KNIFE**

(75) Inventor: **Katsumi Hasegawa**, Seki (JP)

(73) Assignee: **Kai R & D Center Co., Ltd.**, Gifu-ken (JP)

(**) Term: **14 Years**

(21) Appl. No.: **29/265,537**

(22) Filed: **Sep. 5, 2006**

(30) **Foreign Application Priority Data**

Mar. 16, 2006 (JP) 2006-006652

(51) **LOC (8) Cl.** **07-03**

(52) **U.S. Cl.** **D7/664**

(58) **Field of Classification Search** D4/138;
D7/393, 395, 401.2, 642-646, 649-653, 662-664,
D7/688, 695-696; D8/10, 36, 75, 80, 83,
D8/87, 98, 99, 102, 107, 300, 303; D18/34.9;
D22/118; 30/123.5-123.7, 124-125, 128,
30/142, 143, 147-149, 169, 304, 316, 329,
30/340, 342-346, 353, 355, 394

See application file for complete search history.

(56) **References Cited**

U.S. PATENT DOCUMENTS

D201,377 S *	6/1965	Furness	D7/395
D218,216 S *	7/1970	Hopcraft et al.	D7/649
D287,042 S *	12/1986	Hoffman	D22/118
D358,529 S *	5/1995	Rich	D7/401.2
D372,635 S *	8/1996	Gebhardt	D7/401.2
D424,380 S *	5/2000	McCatty	D7/649
D425,365 S *	5/2000	Chien	D7/401.2
D439,491 S *	3/2001	Falt	D8/98
D447,015 S *	8/2001	Chien	D7/649
D448,253 S *	9/2001	Staib et al.	D7/649
D455,937 S *	4/2002	Huebner	D7/649
D458,510 S *	6/2002	Haataja	D7/395

D458,511 S *	6/2002	Rorke	D7/395
D462,582 S *	9/2002	Parlowski	D7/649
D468,972 S *	1/2003	Chen	D7/649
D473,430 S *	4/2003	Fedor et al.	D7/649
D479,104 S *	9/2003	Onion	D7/649
D483,625 S *	12/2003	Chien	D7/649
D483,643 S *	12/2003	Chien	D8/107
D486,718 S *	2/2004	Goddert	D8/107
D494,426 S *	8/2004	Prokop	D7/652
D497,522 S *	10/2004	Reichenbach et al.	D7/649
D498,985 S *	11/2004	Kerr et al.	D7/649
D507,469 S *	7/2005	Prokop	D8/107
D513,927 S *	1/2006	Chen	D7/395
D524,121 S *	7/2006	Loeb	D7/649

* cited by examiner

Primary Examiner—Cathron C. Brooks

Assistant Examiner—Ricky Pham

(74) *Attorney, Agent, or Firm*—Posz Law Group, PLC

(57) **CLAIM**

The ornamental design for a kitchen knife, as shown and described.

DESCRIPTION

FIG. 1 is a front perspective view of a kitchen knife showing my new design;

FIG. 2 is a front view thereof;

FIG. 3 is a top plan view thereof;

FIG. 4 is a bottom plan view thereof;

FIG. 5 is a right side elevational view thereof; and,

FIG. 6 is a left side elevational view thereof.

The broken lines in the drawings are shown for illustrated purposes only and form no part of the claimed design. The dot-dashed lines denote the boundary of the claim, and form no part of the claimed design.

1 Claim, 3 Drawing Sheets

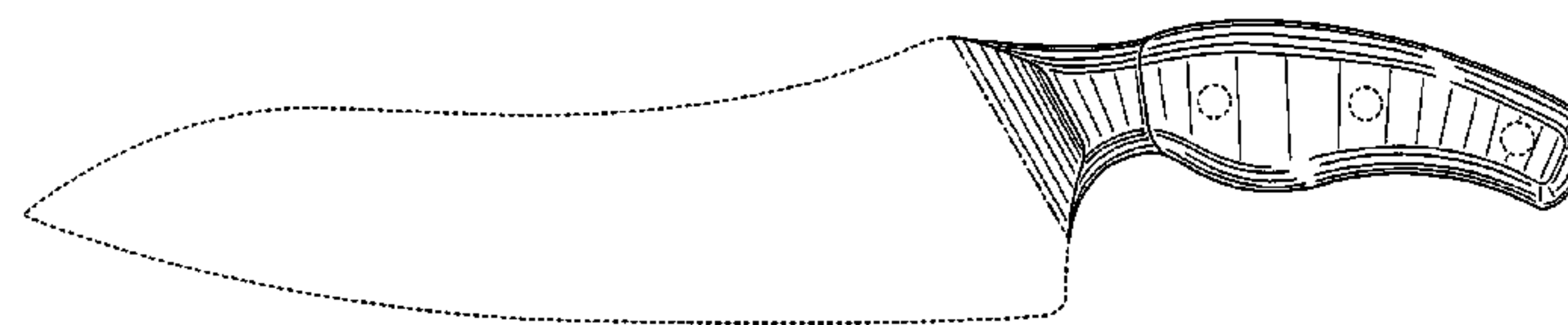
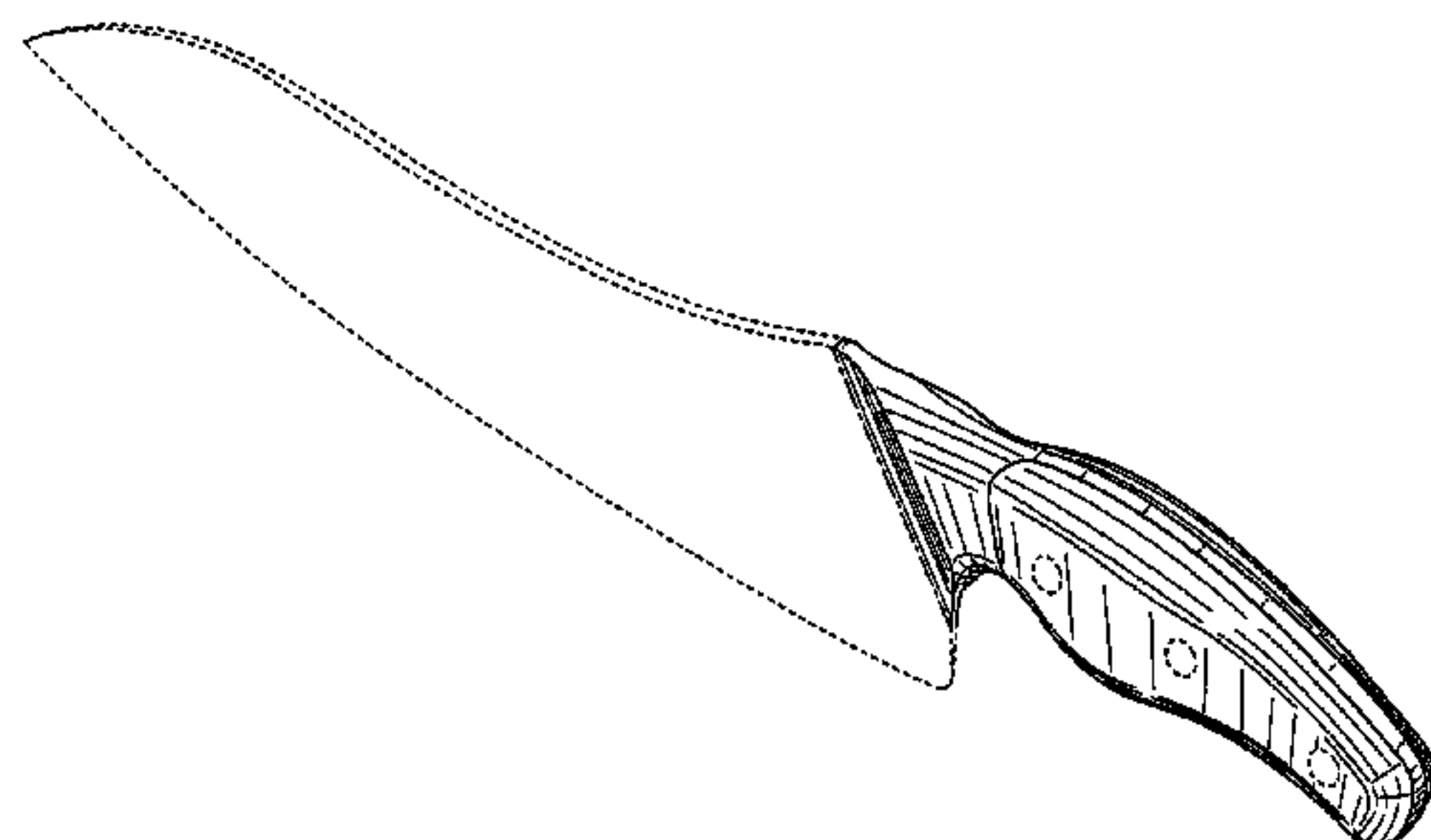


FIG. 1

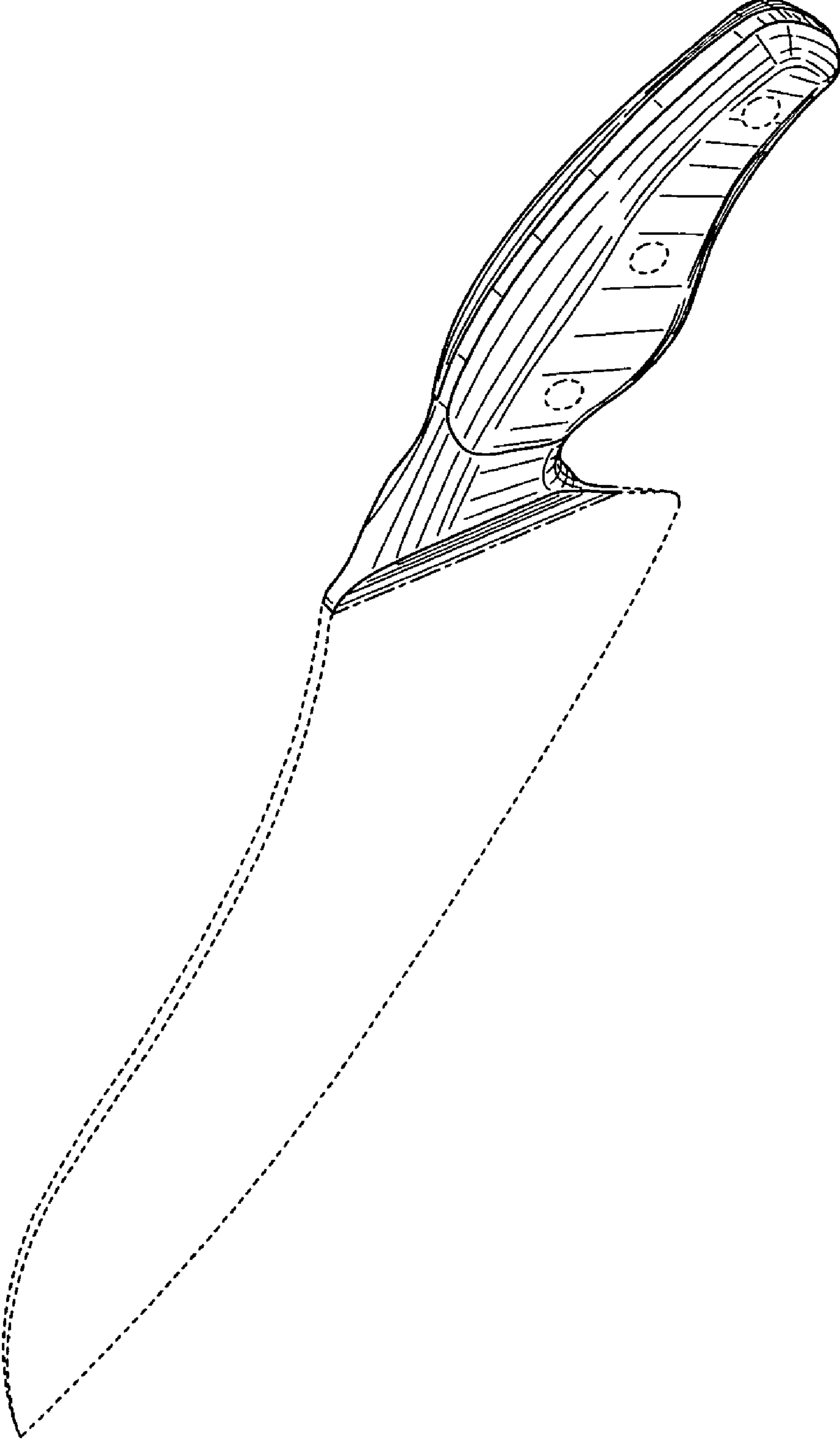


FIG. 2

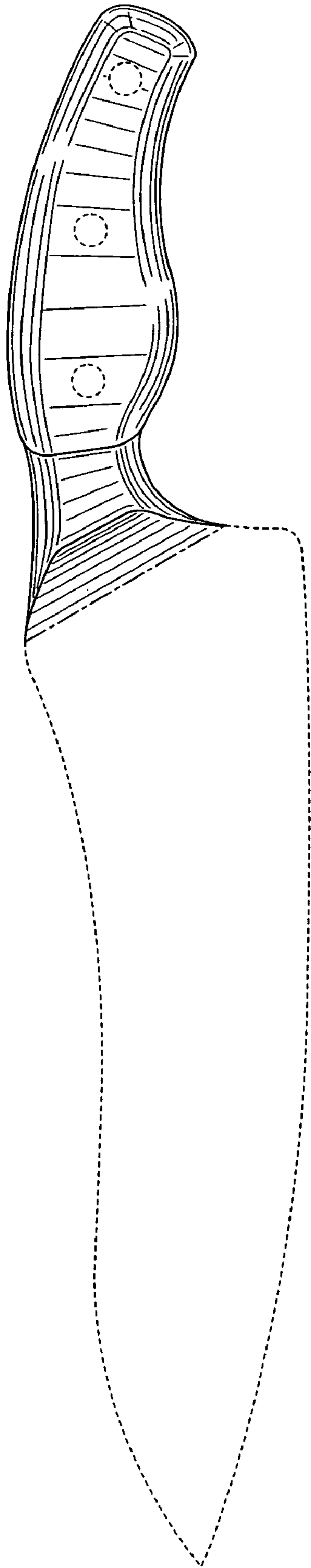


FIG. 3

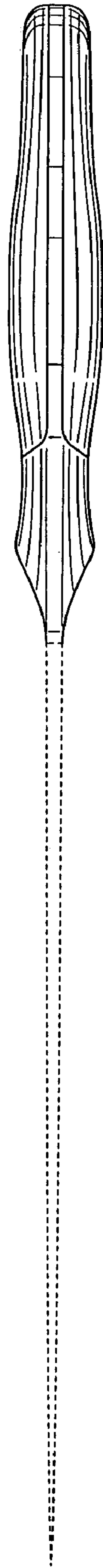


FIG. 4

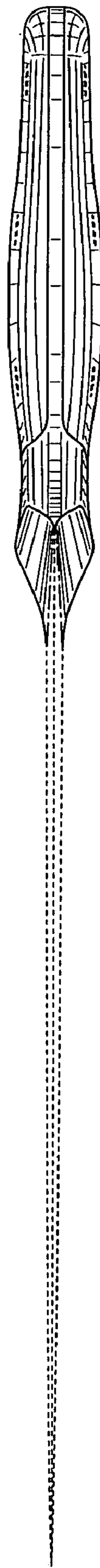


FIG. 5

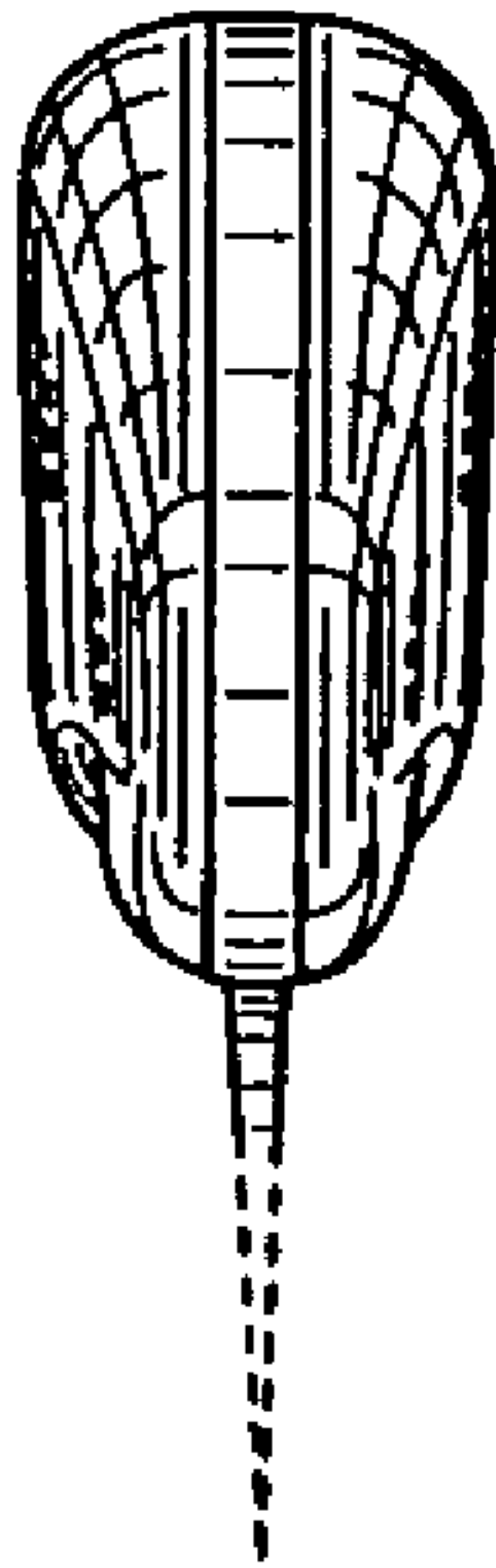


FIG. 6

