

US00D547119S

(12) **United States Design Patent**
Robinson

(10) **Patent No.:** **US D547,119 S**

(45) **Date of Patent:** **** Jul. 24, 2007**

(54) **NESTING BOWLS**

D468,662 S * 1/2003 Fan D11/152
D473,426 S * 4/2003 Jalet et al. D7/545

(75) Inventor: **Meredith Robinson**, San Francisco, CA
(US)

(Continued)

(73) Assignee: **Zak Designs, Inc.**, Spokane, WA (US)

FOREIGN PATENT DOCUMENTS

(**) Term: **14 Years**

GB 1026089 * 4/1985
GB 2094193 * 8/2000
GB 2104787 * 8/2001
GB 2104416 * 9/2001
GB 2104417 * 9/2001

(21) Appl. No.: **29/229,272**

(22) Filed: **May 4, 2005**

Primary Examiner—Charles A Rademaker

Assistant Examiner—Charles Hanson

(51) **LOC (8) Cl.** **07-01**

(74) *Attorney, Agent, or Firm*—Wells St. John P.S.

(52) **U.S. Cl.** **D7/505; D7/554.2**

(58) **Field of Classification Search** D7/586,
D7/584, 503, 509, 523, 566, 312, 316, 376,
D7/397, 558, 565, 300.1, 585, 630, 396.2,
D7/545, 611, 543, 505, 542, 602, 701, 356;
D9/772, 432; D11/152, 154; 220/574, 212,
220/23.83, 657, 659, 755, 771, 904; 222/143,
222/465.1; 206/821, 822

(57) **CLAIM**

See application file for complete search history.

The ornamental design for nesting bowls, as shown and described.

DESCRIPTION

(56) **References Cited**

U.S. PATENT DOCUMENTS

D74,938 S * 4/1928 Mann D7/545
D80,513 S * 2/1930 Fairchild D7/545
2,412,325 A 12/1946 Devine et al.
D179,369 S * 12/1956 Barnheart D7/542
D184,651 S * 3/1959 Woofter D7/545
3,461,009 A * 8/1969 Snyder et al. 156/69
3,756,462 A * 9/1973 Cain 220/23.83
D237,575 S * 11/1975 Hamilton D7/545
4,204,609 A 5/1980 Kuhn
4,809,458 A * 3/1989 Tanikuro et al. 43/17.5
4,951,832 A 8/1990 Tenney et al.
5,203,836 A 4/1993 Brazis et al.
D353,303 S * 12/1994 Davis D7/542
5,419,454 A * 5/1995 Stowell et al. 220/574
D383,646 S * 9/1997 Jeppesen et al. D7/584
D390,752 S * 2/1998 DeCoster D7/505
D460,021 S * 7/2002 Fan D11/152
D460,717 S * 7/2002 Fan D11/152

FIG. 1 is a top plan view of nesting bowls showing my new design;

FIG. 2 is a side elevation view of the set of bowls, the interior bowls being identical but on a smaller and varying scale;

FIG. 3 is a cross-section view thereof taken along line 3—3 in FIG. 1;

FIG. 4 is a bottom plan view thereof;

FIG. 5 is a side elevation view of a modified embodiment of the design shown in FIGS. 1—4;

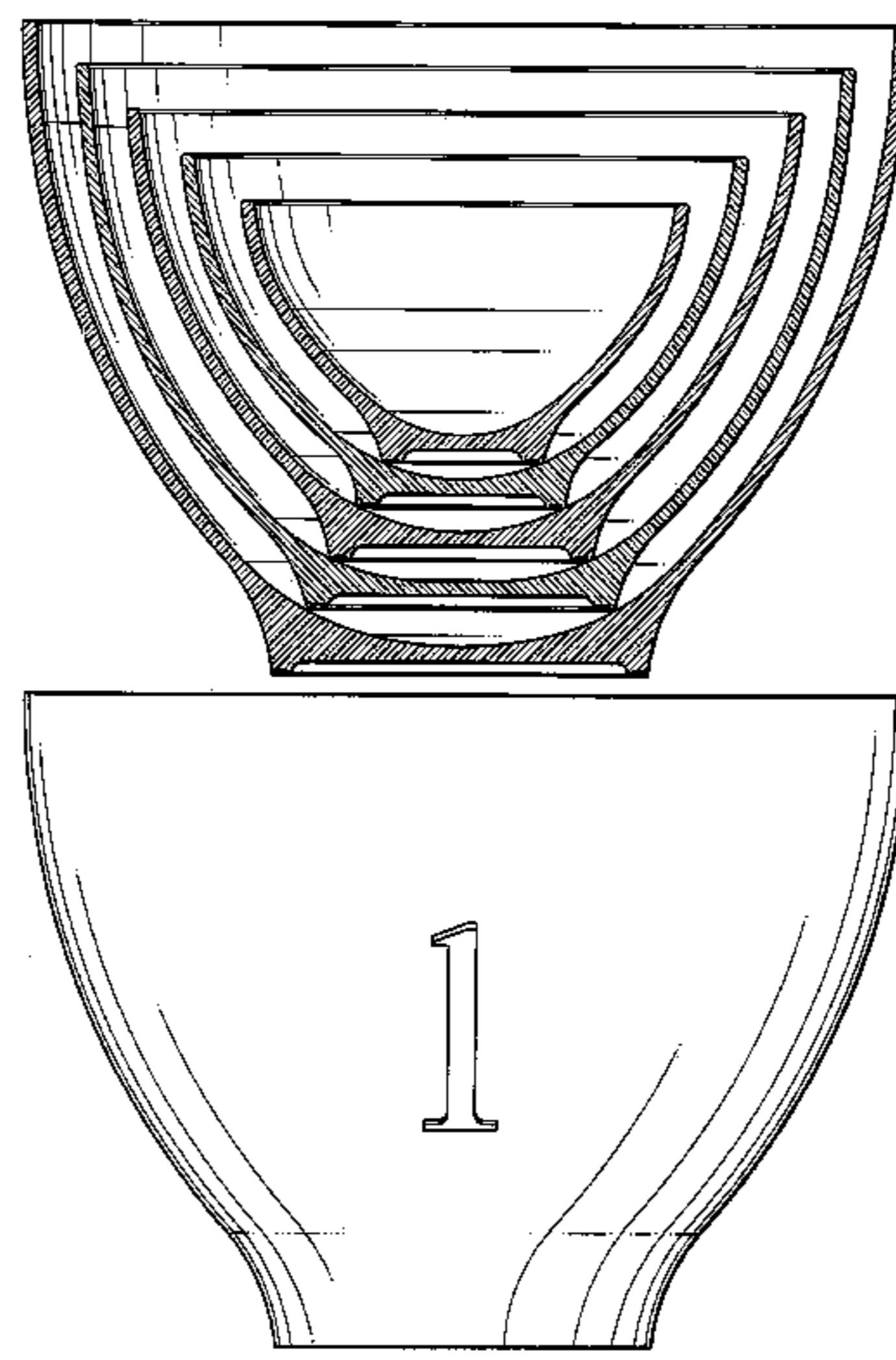
FIG. 6 is a side elevation view of one of the unshown nesting bowls of the embodiment shown in FIG. 5;

FIG. 7 is a side elevation view of another unshown nesting bowl of the embodiment shown in FIG. 5;

FIG. 8 is a side elevation view of another unshown nesting bowl of the embodiment shown in FIG. 5; and,

FIG. 9 is a side elevation view of another unshown nesting bowl of the embodiment shown in FIG. 5.

1 Claim, 8 Drawing Sheets



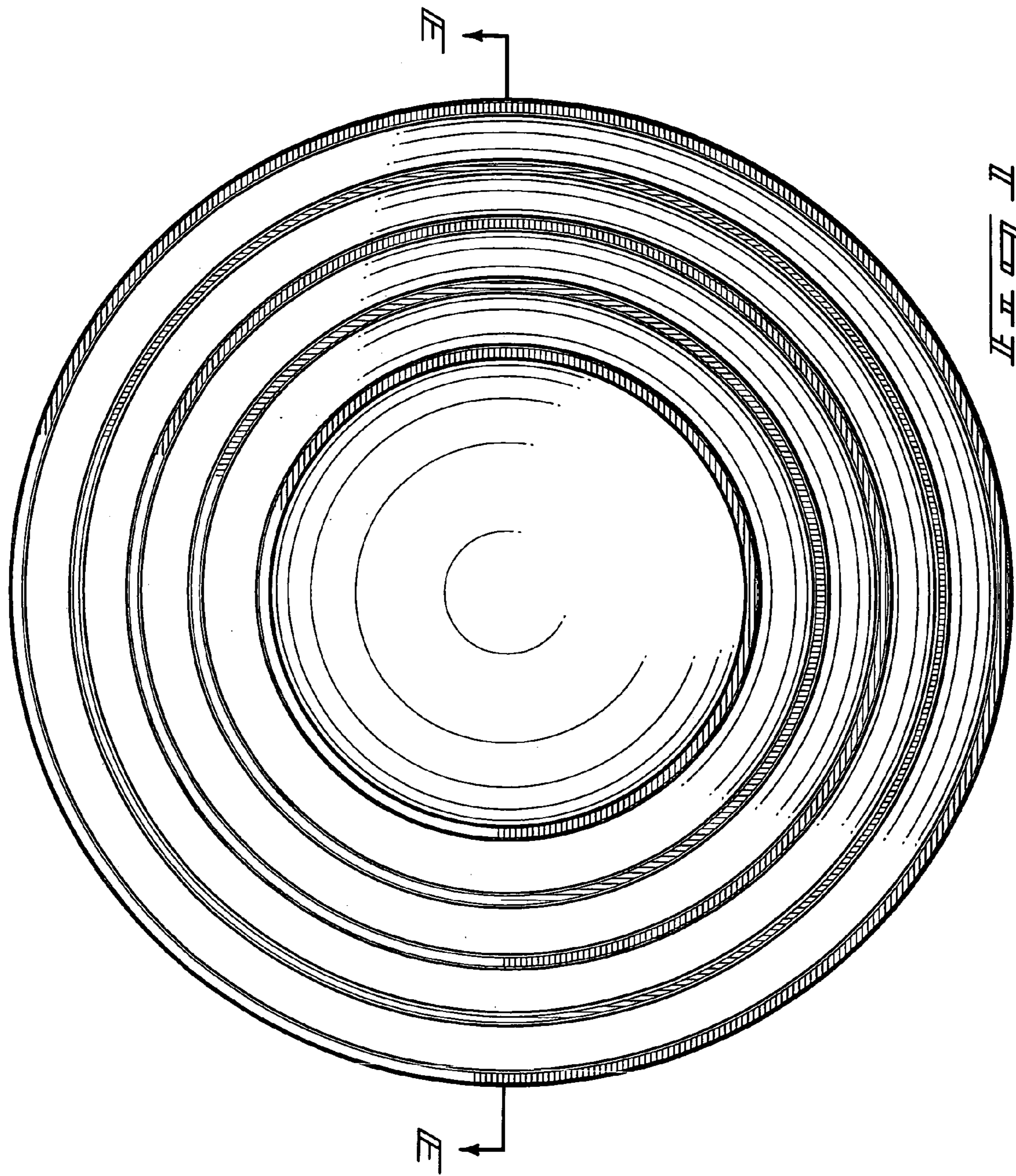
US D547,119 S

Page 2

U.S. PATENT DOCUMENTS

D473,752 S *	4/2003	Kerr	D7/505	D485,510 S *	1/2004	Fan	D11/152
D477,969 S *	8/2003	Griffin et al.	D7/540	D511,073 S *	11/2005	Luna et al.	D7/602
D477,970 S *	8/2003	Thonis	D7/542	D512,604 S *	12/2005	Panepinto	D7/505

* cited by examiner



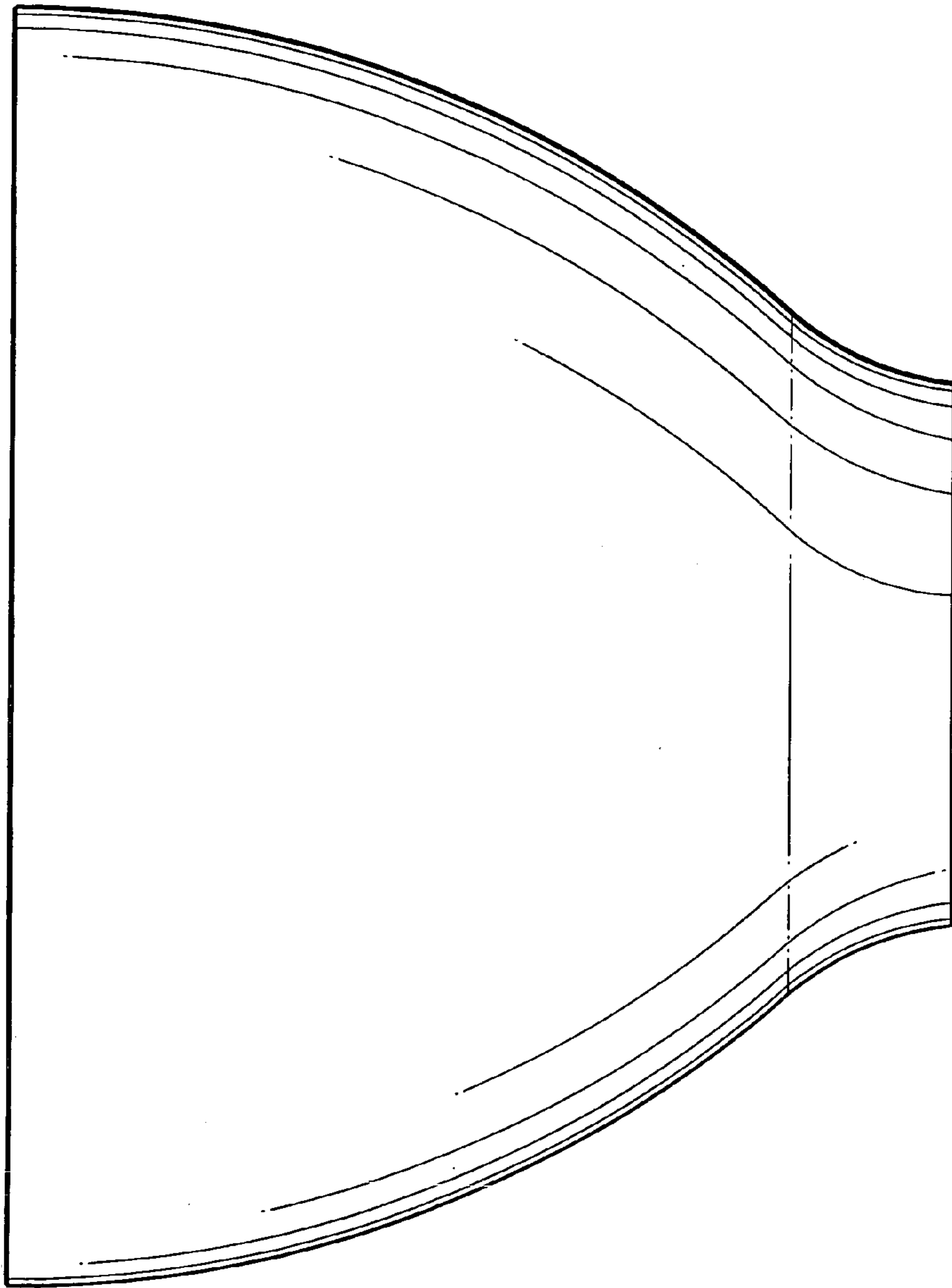


FIG. 2

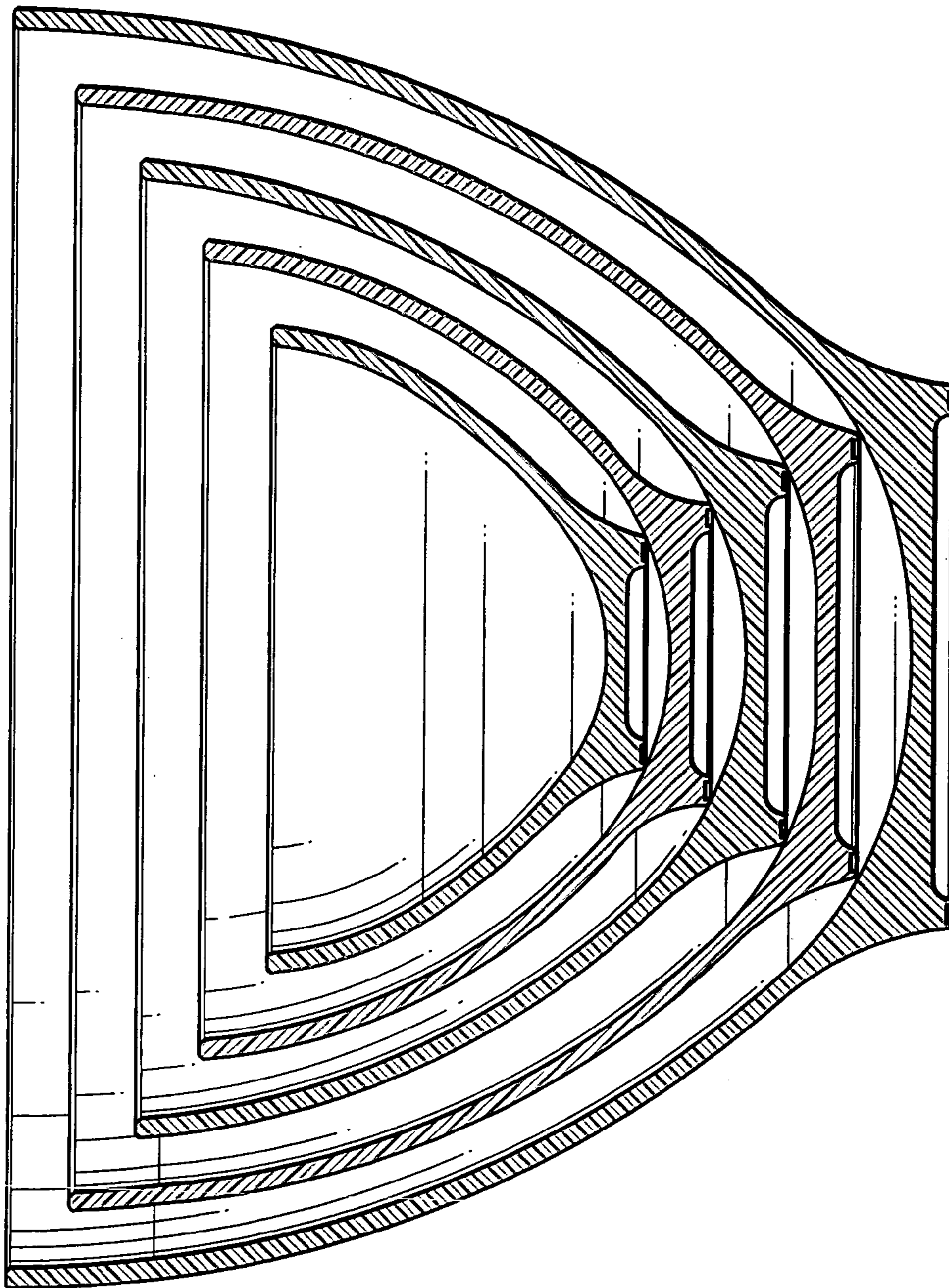


FIG. 3

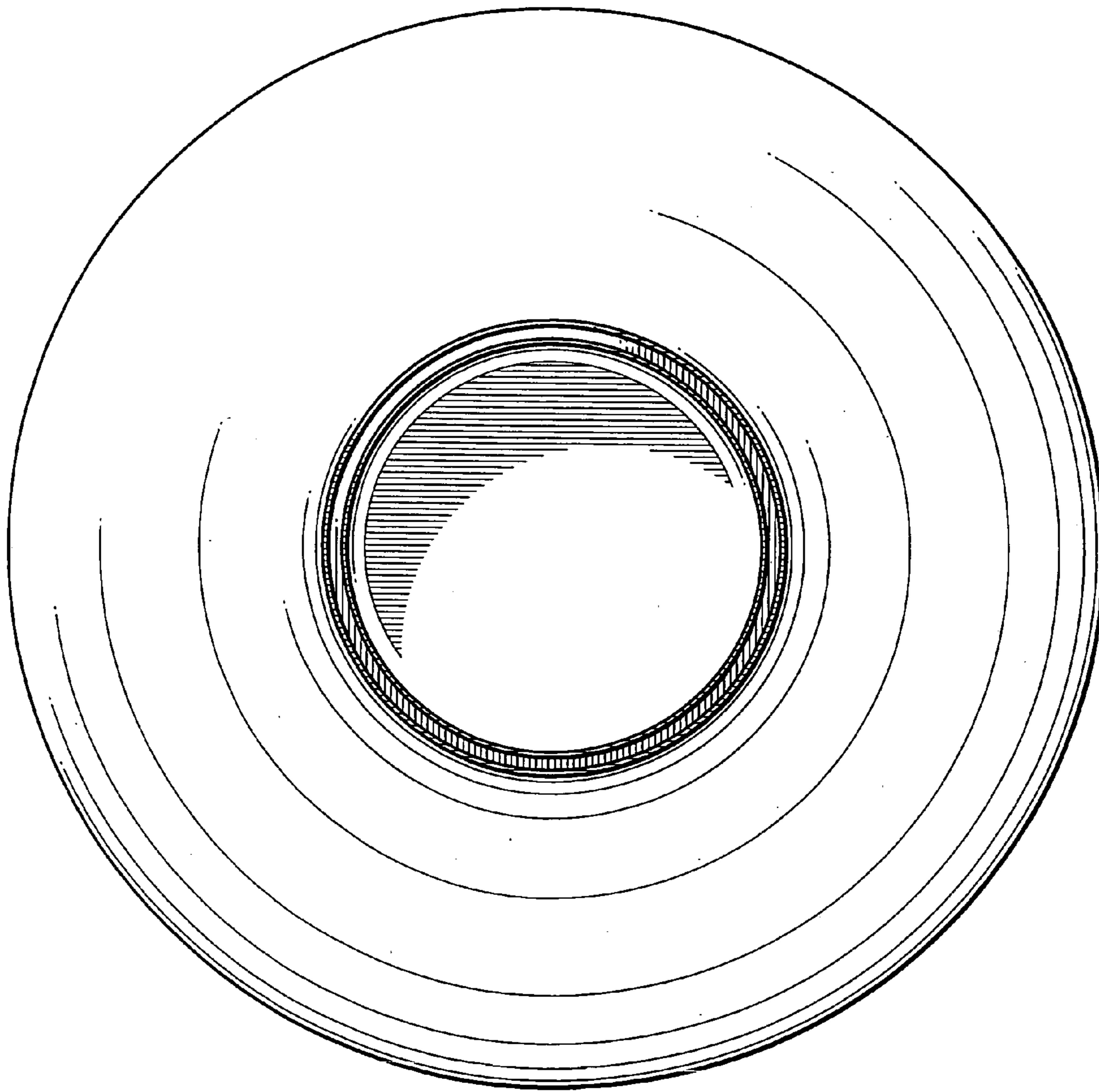


Fig. 4

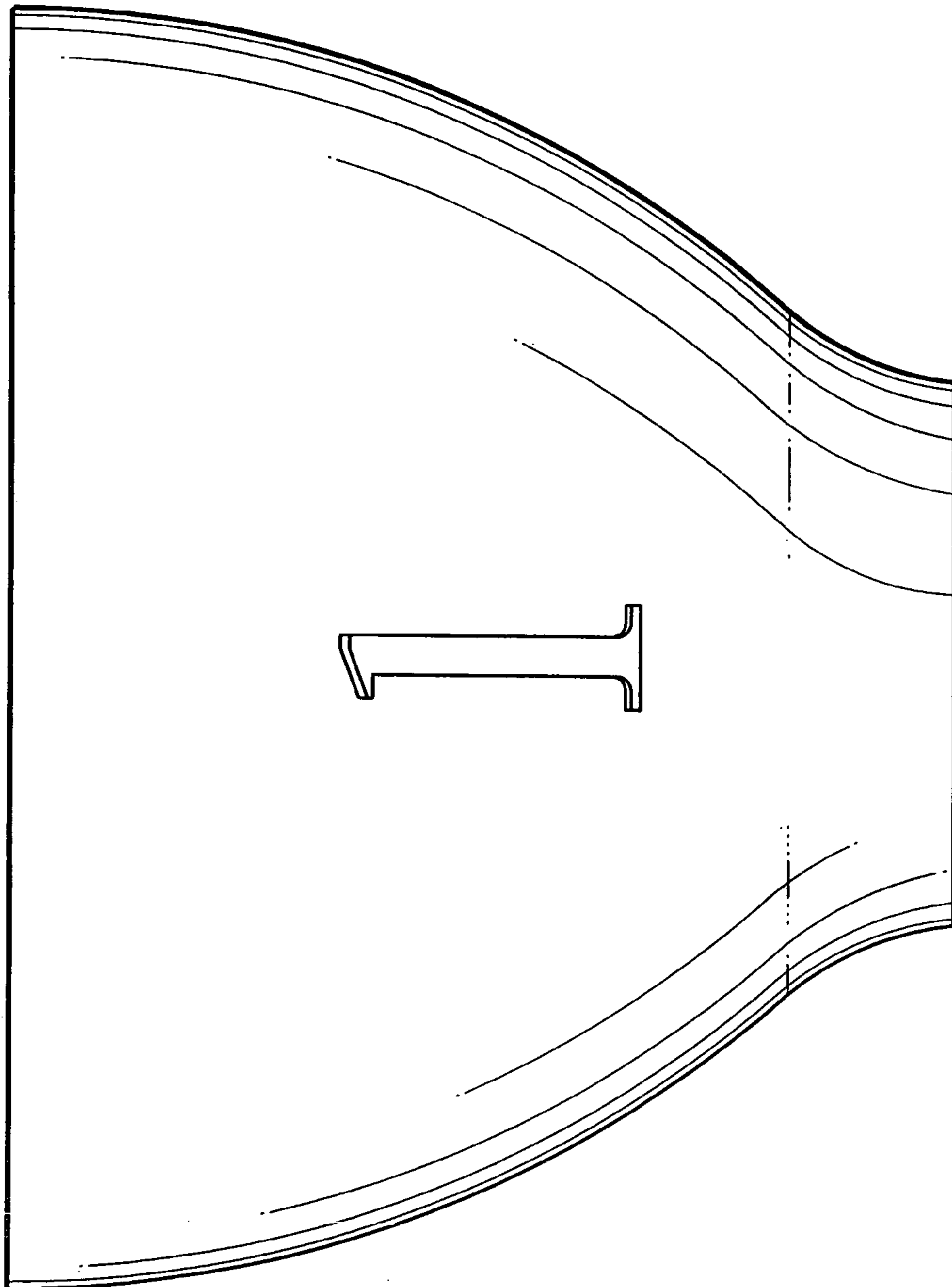


FIG. 5

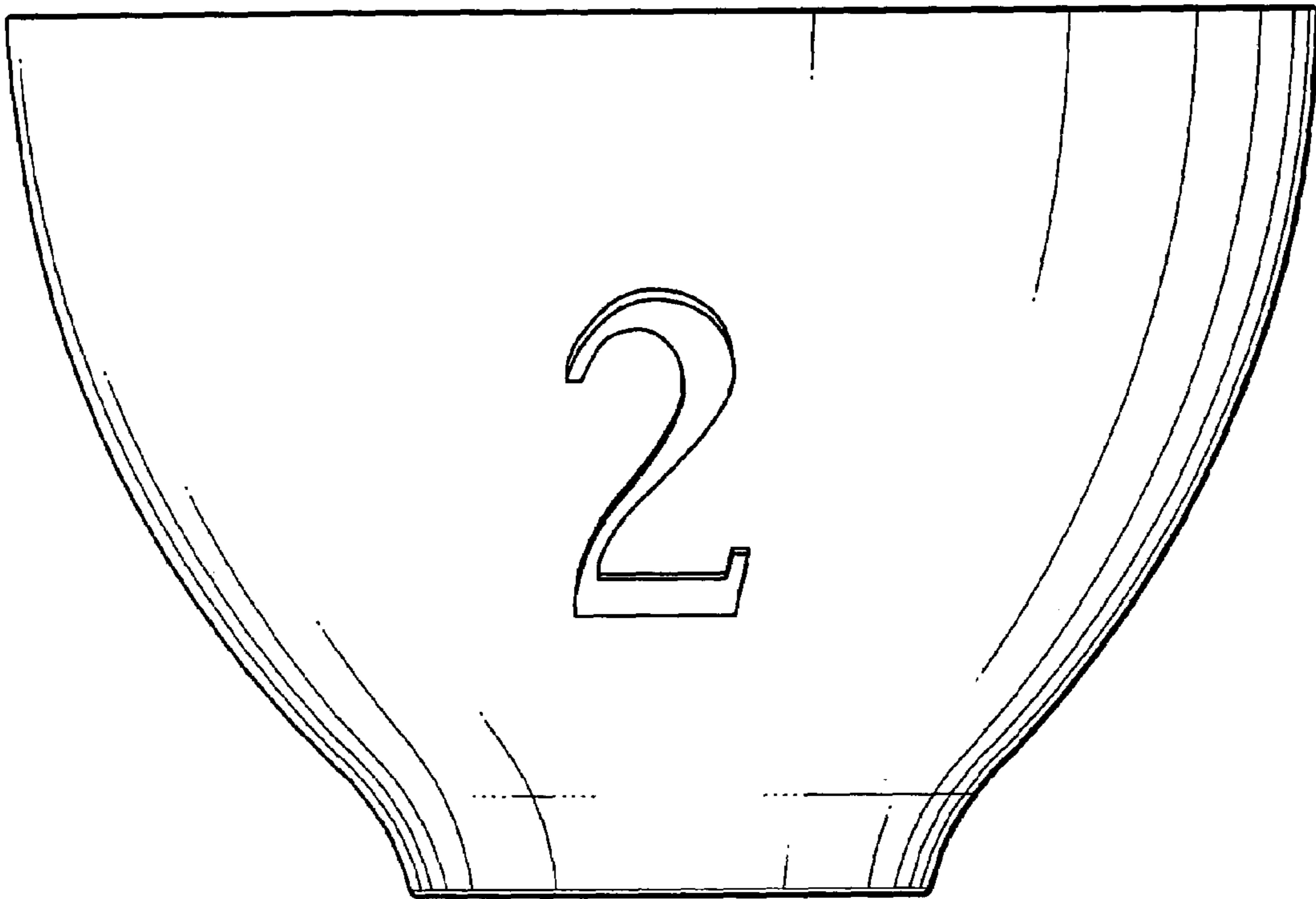


FIG. 2




FIG. 3

