



US00D547115S

(12) **United States Design Patent**
Bouveret et al.

(10) **Patent No.:** **US D547,115 S**
(45) **Date of Patent:** **** Jul. 24, 2007**

(54) **OVAL LID FOR CONTAINER**

D422,176 S * 4/2000 Laib D7/392.1
D475,573 S * 6/2003 Jalet et al. D7/392.1
D483,989 S * 12/2003 Lillelund et al. D7/392.1

(75) Inventors: **Nicolas Bouveret**, Mirabel (CA);
Jean-Pierre Lacroix, Bois d'Amont
(FR)

* cited by examiner

(73) Assignee: **North American I.M.L. Containers**,
St-Placide, Quebec (CA)

Primary Examiner—Holly H. Baynham
Assistant Examiner—Cynthia M. Chin
(74) *Attorney, Agent, or Firm*—Ogilvy Renault LLP

(**) Term: **14 Years**

(21) Appl. No.: **29/238,494**

(22) Filed: **Sep. 19, 2005**

(57) **CLAIM**

The ornamental design for a oval lid for container, as shown and described.

(51) **LOC (8) Cl.** **07-02**

DESCRIPTION

(52) **U.S. Cl.** **D7/392.1**

(58) **Field of Classification Search** D7/316-319,
D7/391-392.1, 396.2, 510-511, 538, 540-542,
D7/629; D9/435, 440, 444, 447, 449-450,
D9/454, 503-504; 215/211, 200, 224; 220/700,
220/701, 703, 711, 713-715, 719
See application file for complete search history.

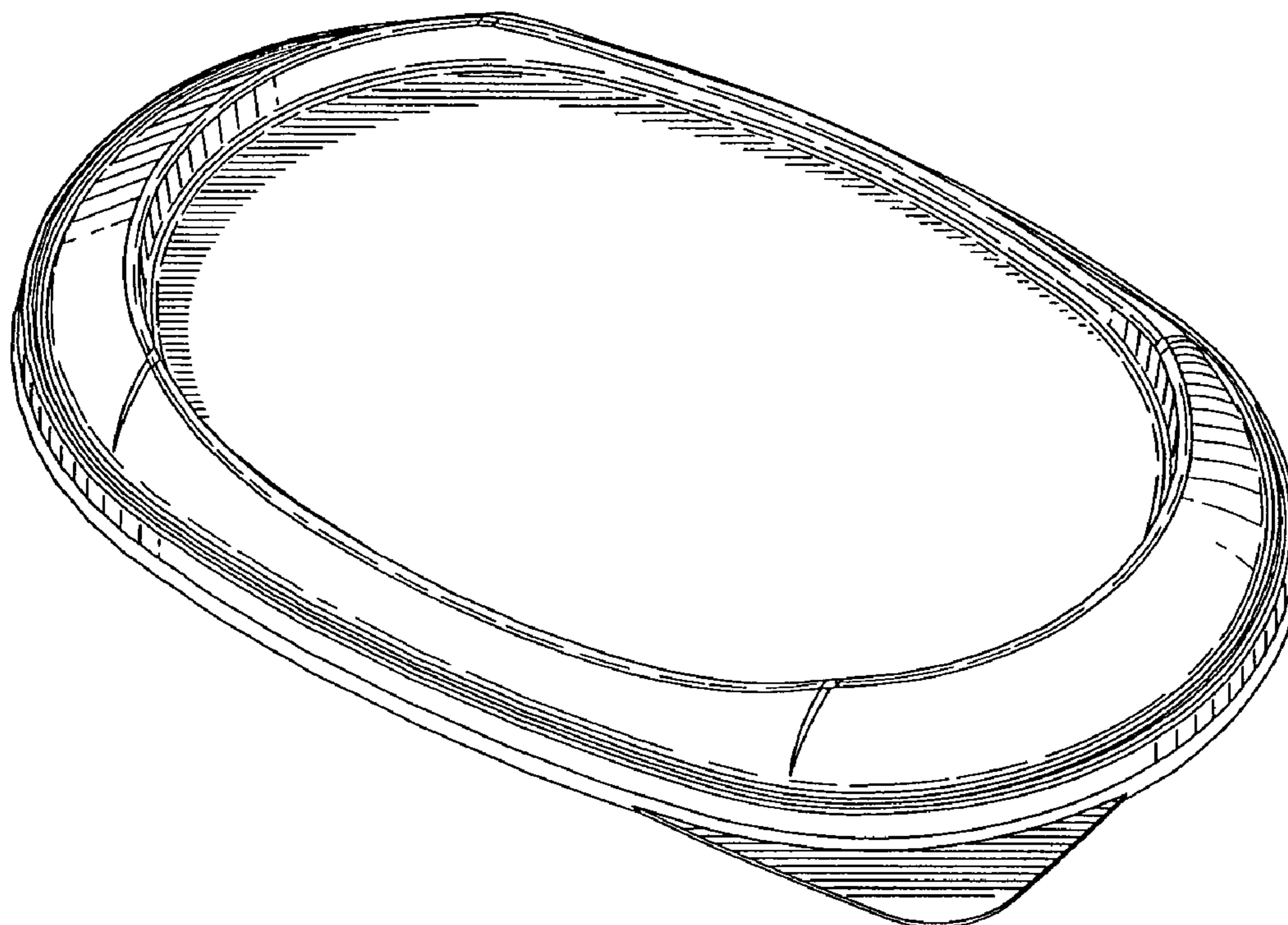
FIG. 1 is a top perspective view of the oval lid for container;
FIG. 2 is a bottom perspective view of the oval lid for container;
FIG. 3 is a top view thereof;
FIG. 4 is a bottom view thereof;
FIG. 5 is an end view thereof;
FIG. 6 is the other end view thereof;
FIG. 7 is a side view thereof; and,
FIG. 8 is the other side view thereof.

(56) **References Cited**

U.S. PATENT DOCUMENTS

D363,638 S * 10/1995 Feer D7/391
D370,152 S * 5/1996 Kostelni D7/388
D379,133 S * 5/1997 Ahern et al. D7/392.1

1 Claim, 3 Drawing Sheets



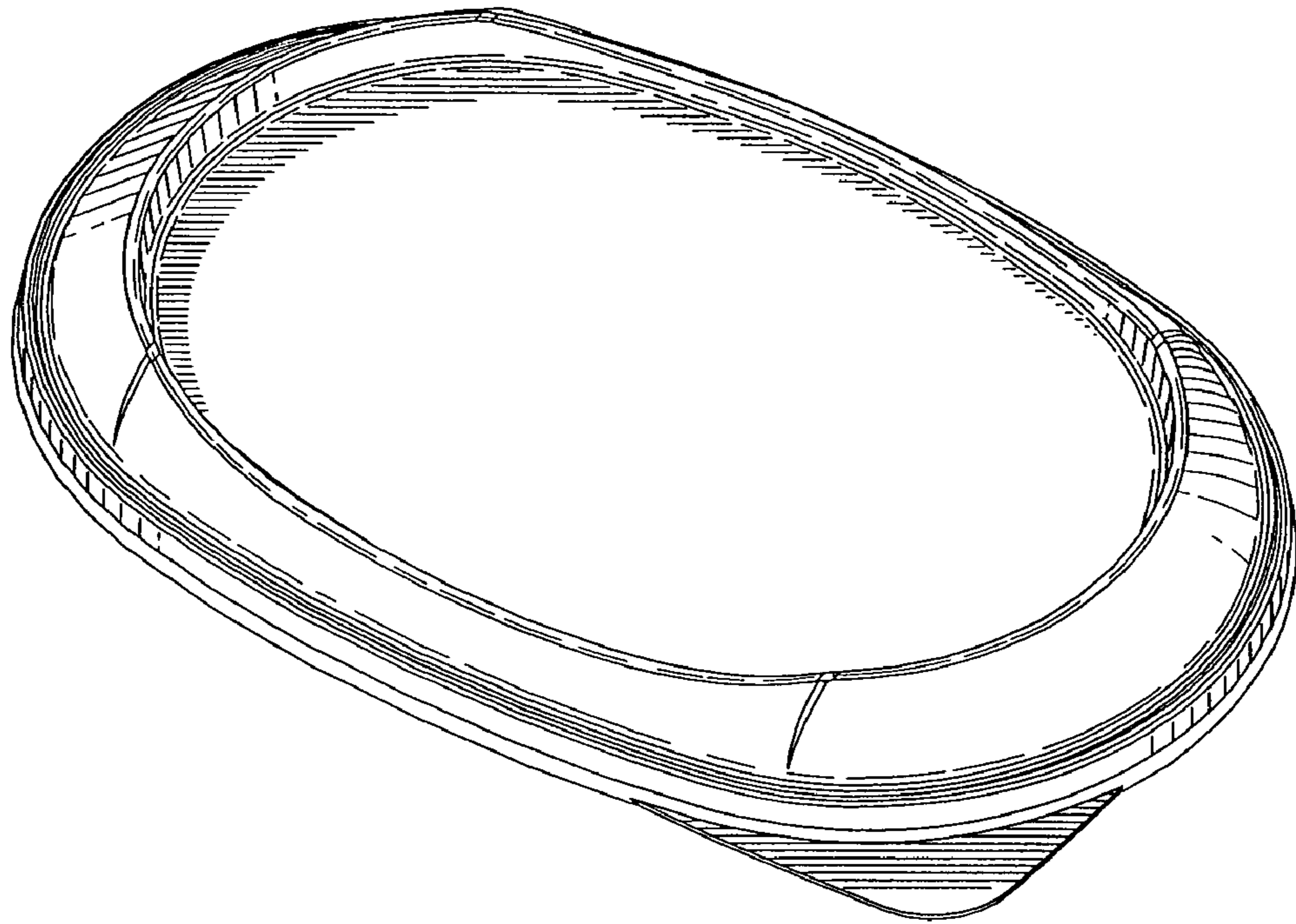


FIG. 1




FIG. 2

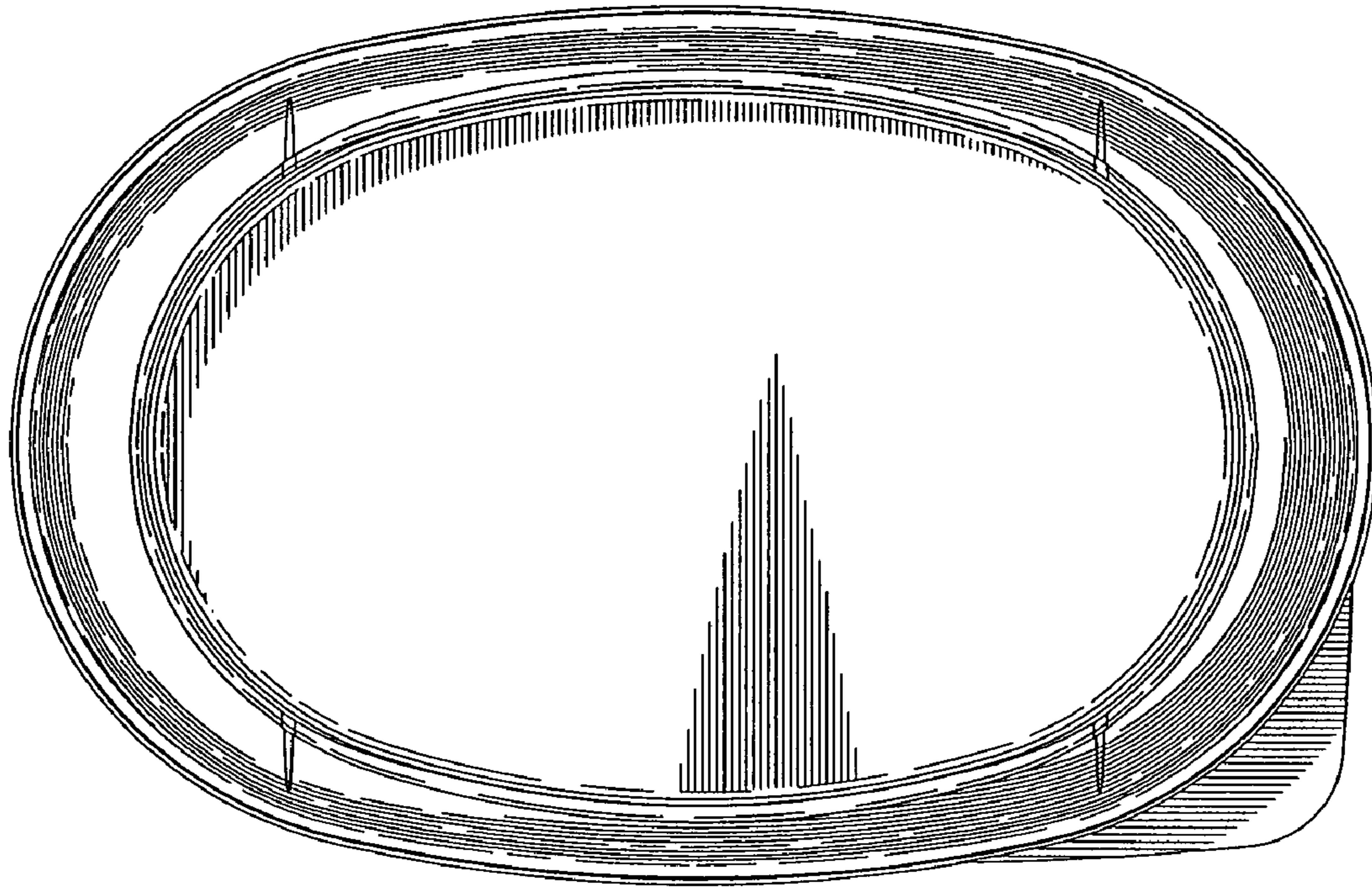


FIG. 3

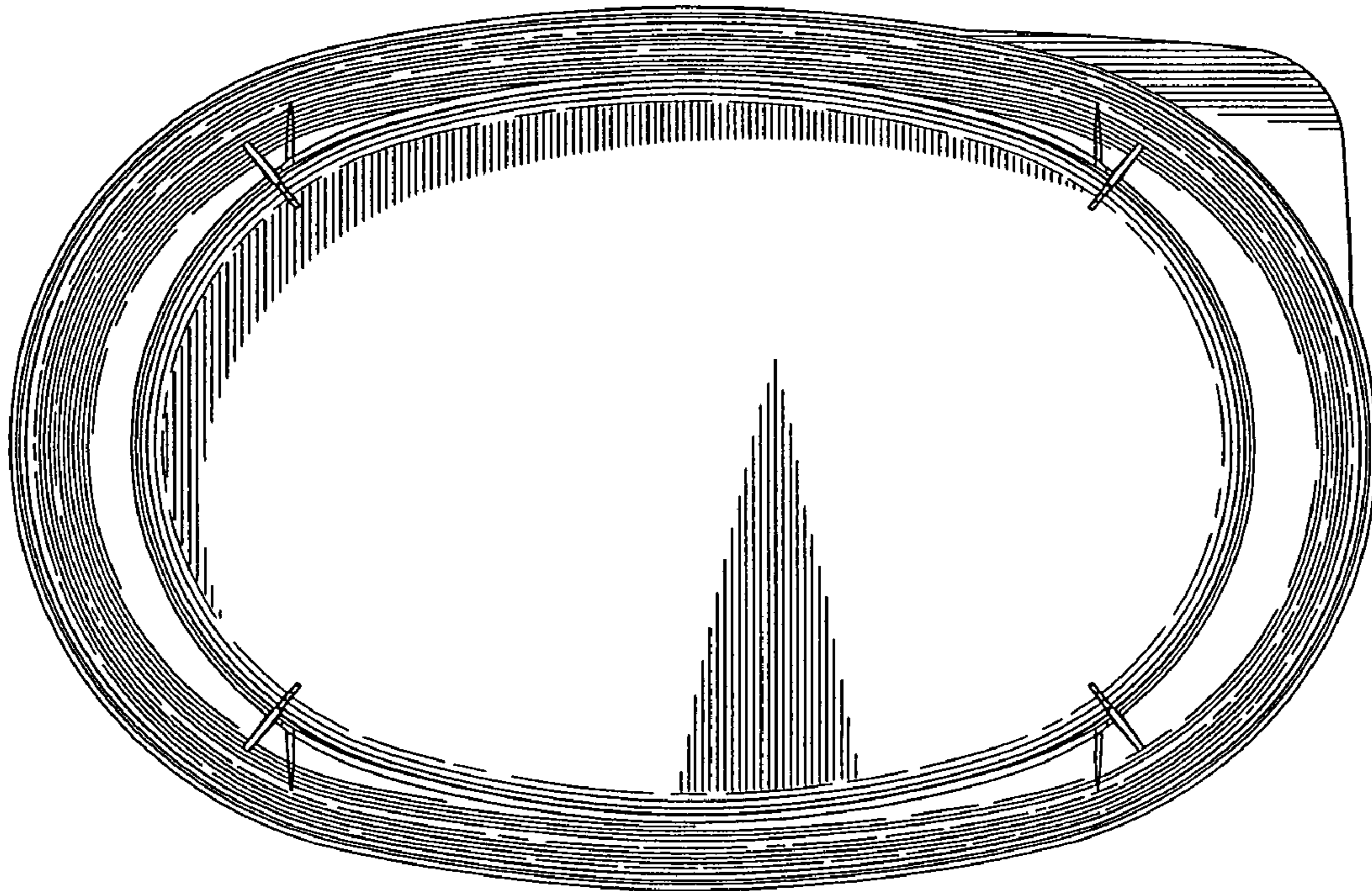


FIG. 4




FIG. 5




FIG. 6




FIG. 7




FIG. 8