

US00D547102S

(12) **United States Design Patent**
Overstreet

(10) **Patent No.:** **US D547,102 S**

(45) **Date of Patent:** **** Jul. 24, 2007**

(54) **BEACH TOWEL**

(76) Inventor: **Adam Nielsen Overstreet**, 1946 Meyer Pl., Costa Mesa, CA (US) 92627

(**) Term: **14 Years**

(21) Appl. No.: **29/258,183**

(22) Filed: **Apr. 17, 2006**

(51) **LOC (8) Cl.** **06-13**

(52) **U.S. Cl.** **D6/608**

(58) **Field of Classification Search** D6/582,
D6/583, 595, 596, 602, 603, 608, 615, 617,
D6/621; 5/417-420, 482, 485, 490, 495,
5/497, 500, 512; 428/64.1, 66.1, 66.5, 66.7,
428/346.1, 1; 15/208, 209.1, 215; D3/233;
D25/138; 383/4; 150/154; 160/405; 43/26
See application file for complete search history.

(56) **References Cited**

U.S. PATENT DOCUMENTS

2,288,469	A *	6/1942	Lookholder	160/405
2,618,880	A *	11/1952	Sourek	43/26
2,803,845	A *	8/1957	Bradford	15/209.1
4,516,616	A *	5/1985	Fesler	150/154
D325,489	S *	4/1992	Pratt	D6/608
5,187,823	A *	2/1993	Ferguson et al.	5/417
5,195,828	A *	3/1993	Bush-Rodriquez	383/4
5,482,374	A *	1/1996	Buhyoff	383/4
D374,726	S *	10/1996	Lechleiter et al.	D25/138
5,693,398	A *	12/1997	Granger	428/66.7
D391,797	S *	3/1998	Vuori	D6/608
D402,151	S *	12/1998	Collingsworth	D6/608
D410,169	S *	5/1999	Herbig	D6/615
D414,067	S *	9/1999	Wicklaine et al.	D6/608

D421,178	S *	2/2000	Dandini	D3/233
D433,590	S *	11/2000	Johnson	D6/608
D493,657	S *	8/2004	Farago et al.	D6/608
7,096,526	B1 *	8/2006	Ogan	5/418
2003/0196266	A1 *	10/2003	Zheng	5/417

* cited by examiner

Primary Examiner—Robert M. Spear

Assistant Examiner—Mary Ann Calabrese

(74) *Attorney, Agent, or Firm*—Gene Scott Patent Law & Venture Group

(57) **CLAIM**

The ornamental design for a “beach towel,” as shown and described.

DESCRIPTION

FIG. 1 is a perspective view of a beach towel showing my new design;

FIG. 2 is a top plan view thereof;

FIG. 3 is a bottom plan view thereof;

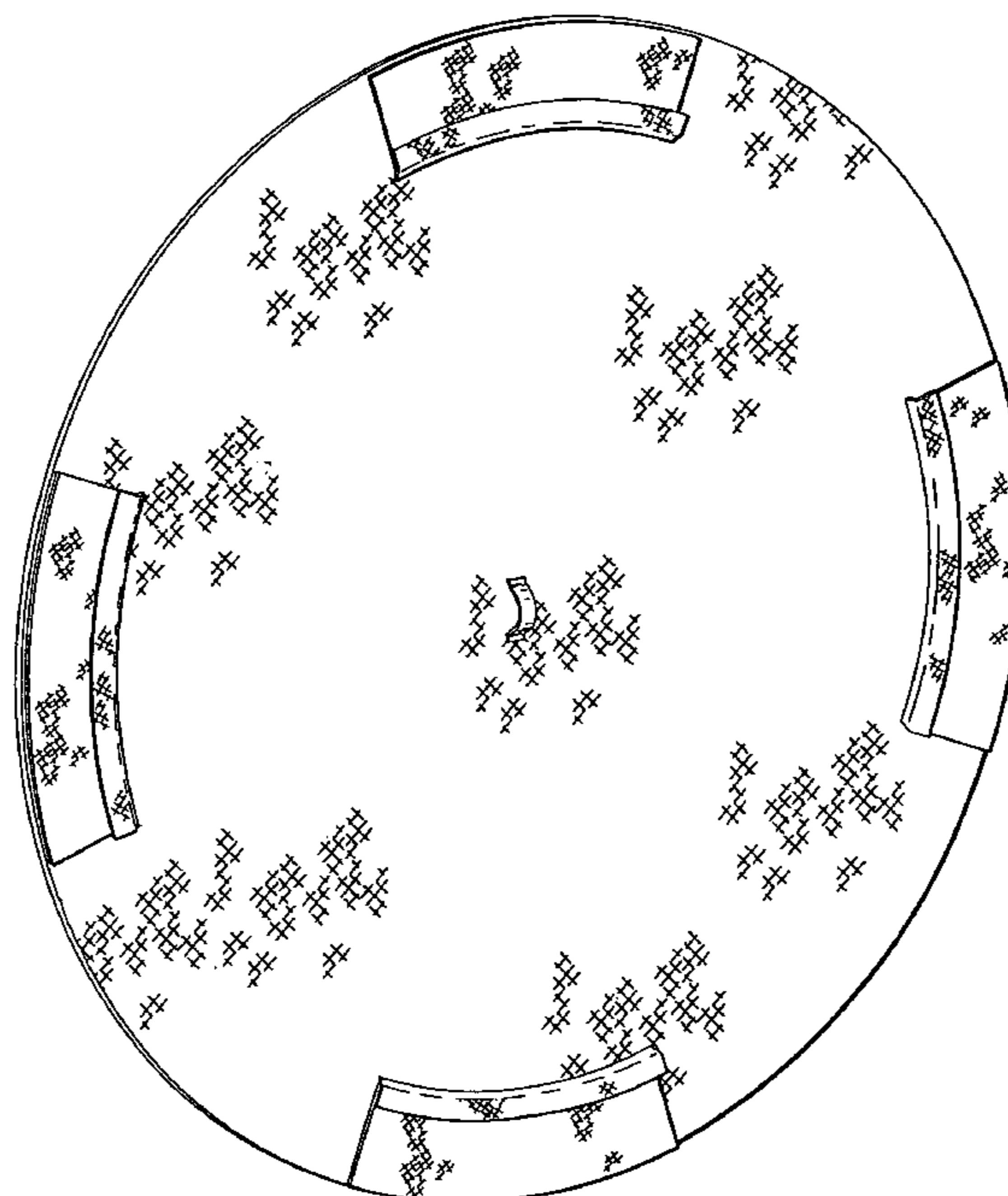
FIG. 4 is a front elevational view thereof, the rear elevational view being a mirror image thereof;

FIG. 5 is a right side elevational view thereof; the left side elevational view being a mirror image thereof; and,

FIG. 6 is a perspective view thereof as held by a central loop.

The broken line environmental structure is for illustrative purposes only and forms no part of the claimed design. The surface pattern shown fragmentarily on the beach towel in the drawing views is understood to be repeated uniformly throughout the top and bottom surfaces.

1 Claim, 5 Drawing Sheets



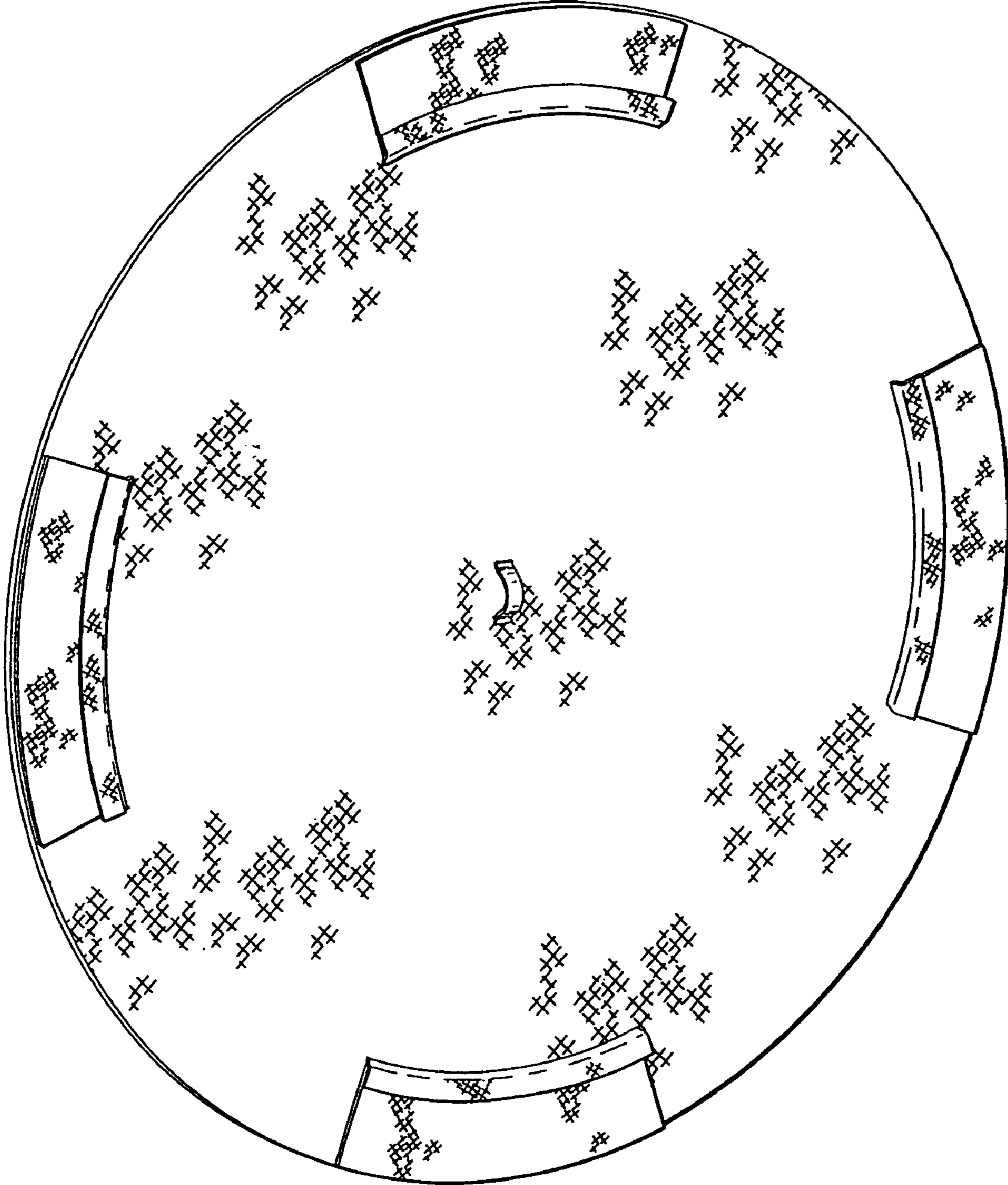


Fig. 1

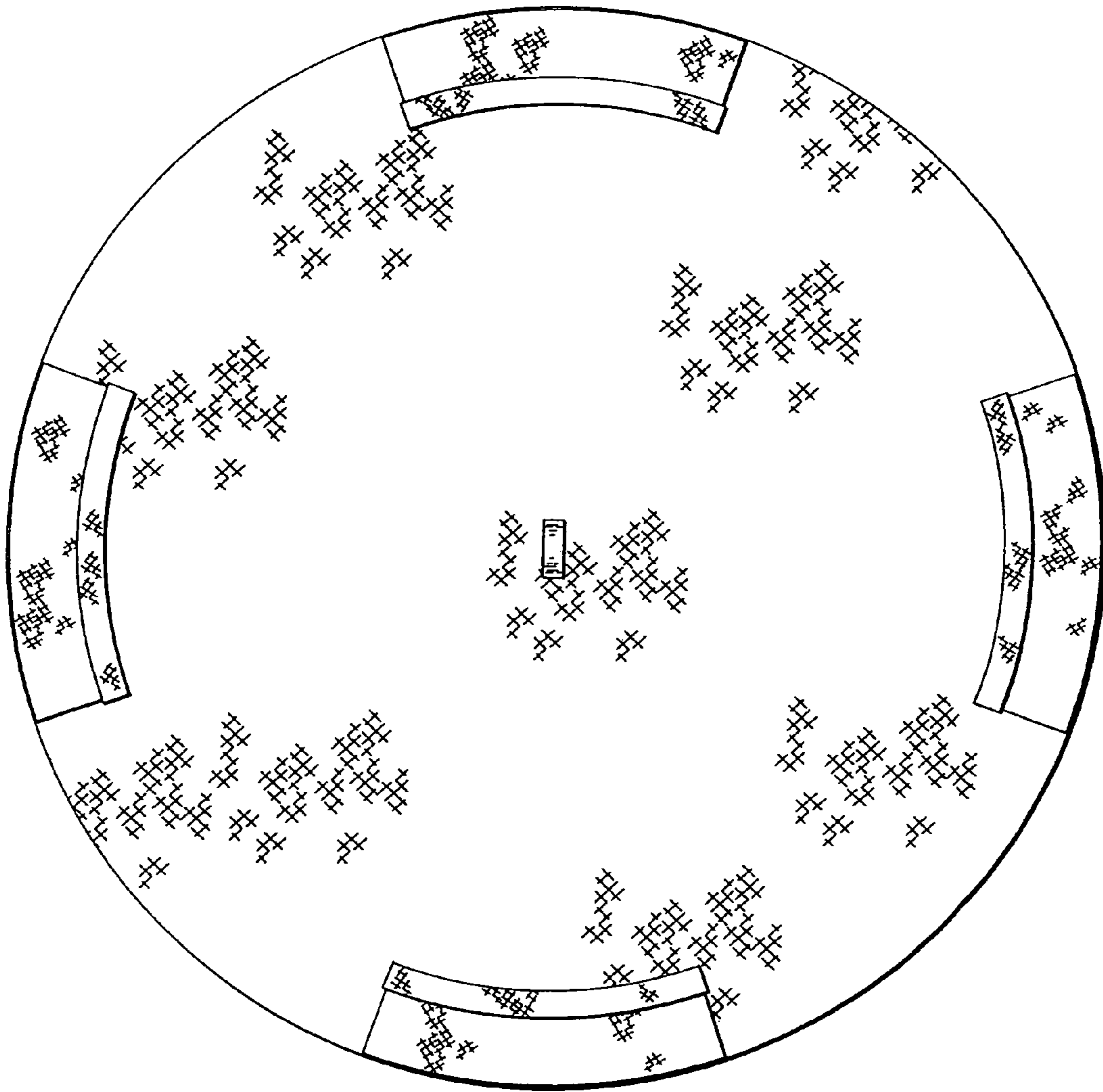


Fig. 2

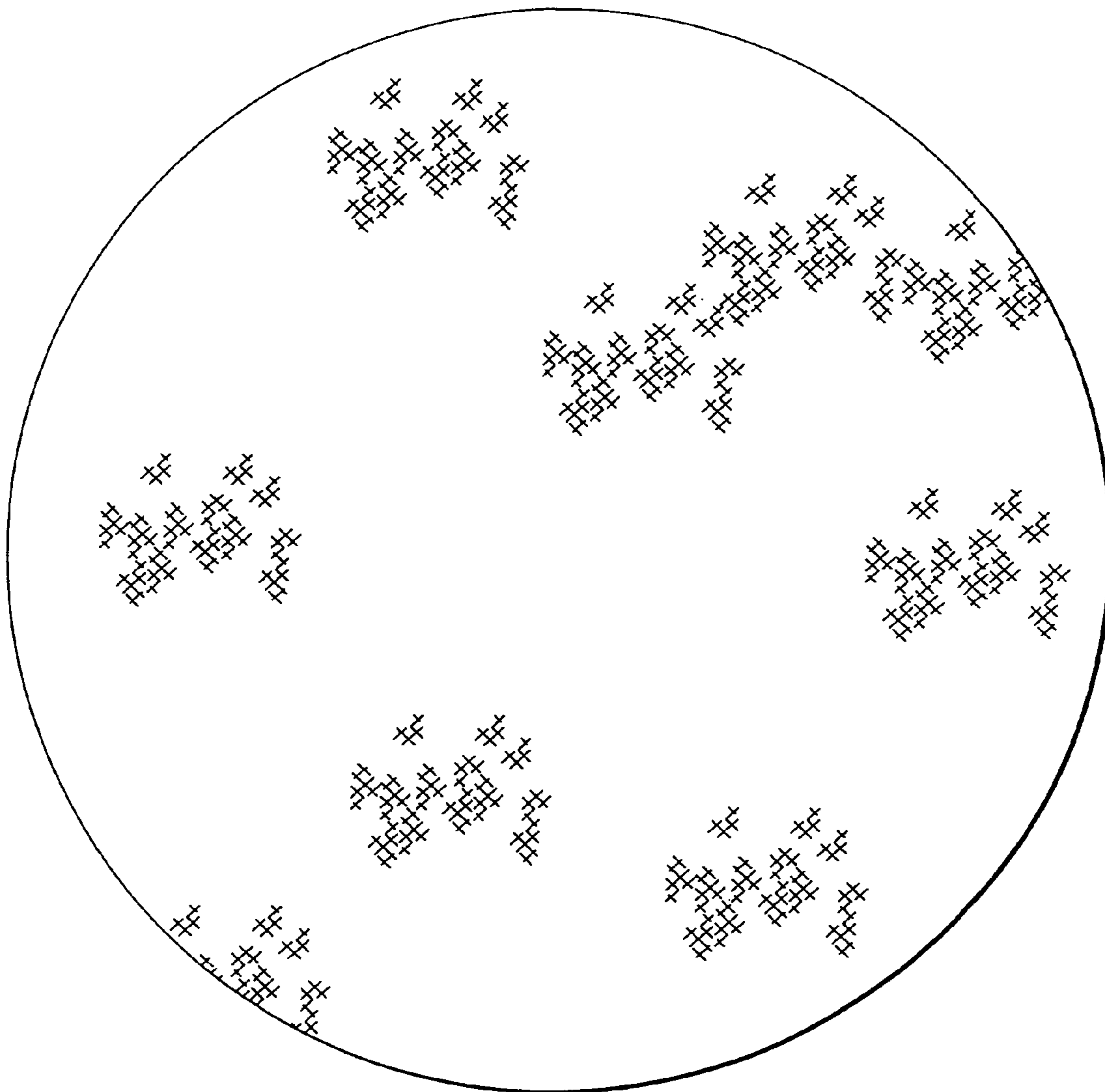


Fig. 3



Fig. 4



Fig. 5

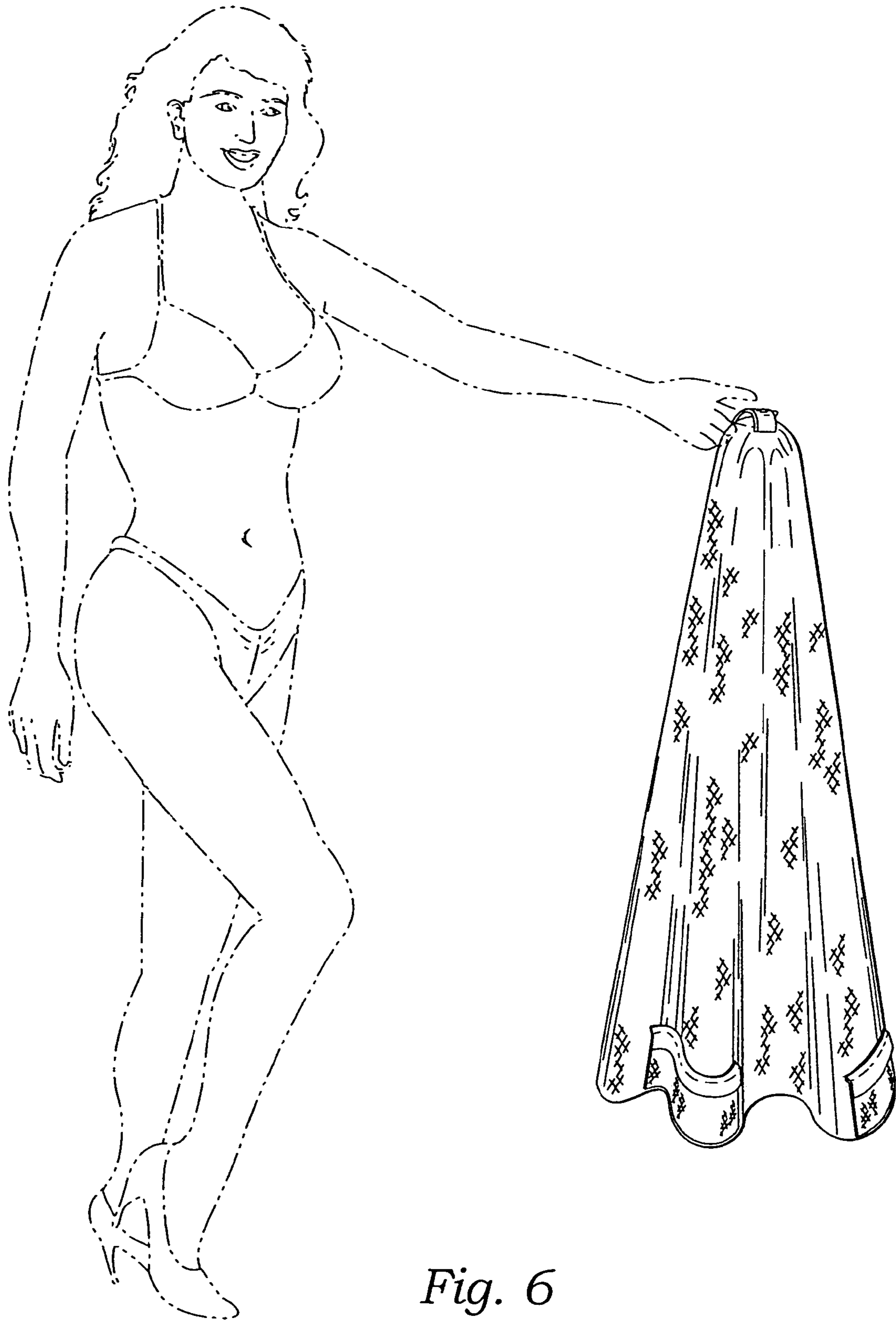


Fig. 6