



US00D547101S

(12) **United States Design Patent**
Walker

(10) **Patent No.:** **US D547,101 S**

(45) **Date of Patent:** **** Jul. 24, 2007**

(54) **WALL CABINET**

(75) Inventor: **David Walker**, Chester, PA (US)

(73) Assignee: **Zenith Products Corp.**, New Castle, DE (US)

(**) Term: **14 Years**

(21) Appl. No.: **29/241,976**

(22) Filed: **Nov. 3, 2005**

(51) **LOC (8) Cl.** **06-04**

(52) **U.S. Cl.** **D6/559**

(58) **Field of Classification Search** D6/553,
D6/559, 560, 561, 329, 396, 432, 448, 436-439,
D6/444-446; 312/209, 234, 224-225, 242,
312/245; 206/320, 823

See application file for complete search history.

(56) **References Cited**

U.S. PATENT DOCUMENTS

D461,354 S *	8/2002	Hoke	D6/559
D486,023 S *	2/2004	Walker	D6/559
D486,024 S *	2/2004	Walker	D6/559

D486,338 S *	2/2004	Walker	D6/559
D486,339 S *	2/2004	Walker	D6/559
D504,265 S *	4/2005	Walker	D6/559
D504,266 S *	4/2005	Clucas	D6/559
D504,267 S *	4/2005	Harwanko	D6/559

* cited by examiner

Primary Examiner—Brian N Vinson

(74) *Attorney, Agent, or Firm*—Akin Gump Strauss Hauer & Feld LLP

(57) **CLAIM**

The ornamental design for a wall cabinet, as shown and described.

DESCRIPTION


FIG. 1 is a perspective view of a wall cabinet showing my new design;

FIG. 2 is a front elevational view thereof;

FIG. 3 is a top plan view thereof; and,

FIG. 4 is a left side view thereof, the opposite side being a mirror image of the side shown.

1 Claim, 2 Drawing Sheets






Fig-1




Fig-2




Fig-3




Fig-4