

US00D547099S

(12) **United States Design Patent**
Williams

(10) **Patent No.:** **US D547,099 S**

(45) **Date of Patent:** **** Jul. 24, 2007**

(54) **SOAP DISPENSER**

(75) Inventor: **Emilie Williams**, Fishers, IN (US)

(73) Assignee: **Masco Corporation of Indiana**,
Indianapolis, IN (US)

(**) Term: **14 Years**

(21) Appl. No.: **29/258,922**

(22) Filed: **Apr. 28, 2006**

(51) **LOC (8) Cl.** **23-02**

(52) **U.S. Cl.** **D6/542**

(58) **Field of Classification Search** D6/542-545;
221/282; 222/14, 173, 146.3, 628, 251, 181.1,
222/181.3; D9/682, 688, 690, 691, 448,
D9/449

See application file for complete search history.

(56) **References Cited**

U.S. PATENT DOCUMENTS

D106,053 S *	9/1937	Maguire	D6/542
D332,739 S *	1/1993	Petschek	D9/688
D375,643 S *	11/1996	Copeland et al.	D6/542
D396,590 S *	8/1998	Warshawsky	D6/542

D416,154 S *	11/1999	Diehl	D6/542
D426,093 S *	6/2000	Cayouette	D6/542
D438,041 S *	2/2001	Huang	D6/542
D486,335 S *	2/2004	Sonneman	D6/542

* cited by examiner

Primary Examiner—Brian N Vinson

(74) *Attorney, Agent, or Firm*—Leon E. Redman; Lloyd D. Doigan

(57) **CLAIM**

The ornamental design for a soap dispenser, as shown and described.

DESCRIPTION

FIG. 1 is a front perspective view of a soap dispenser showing my new design;

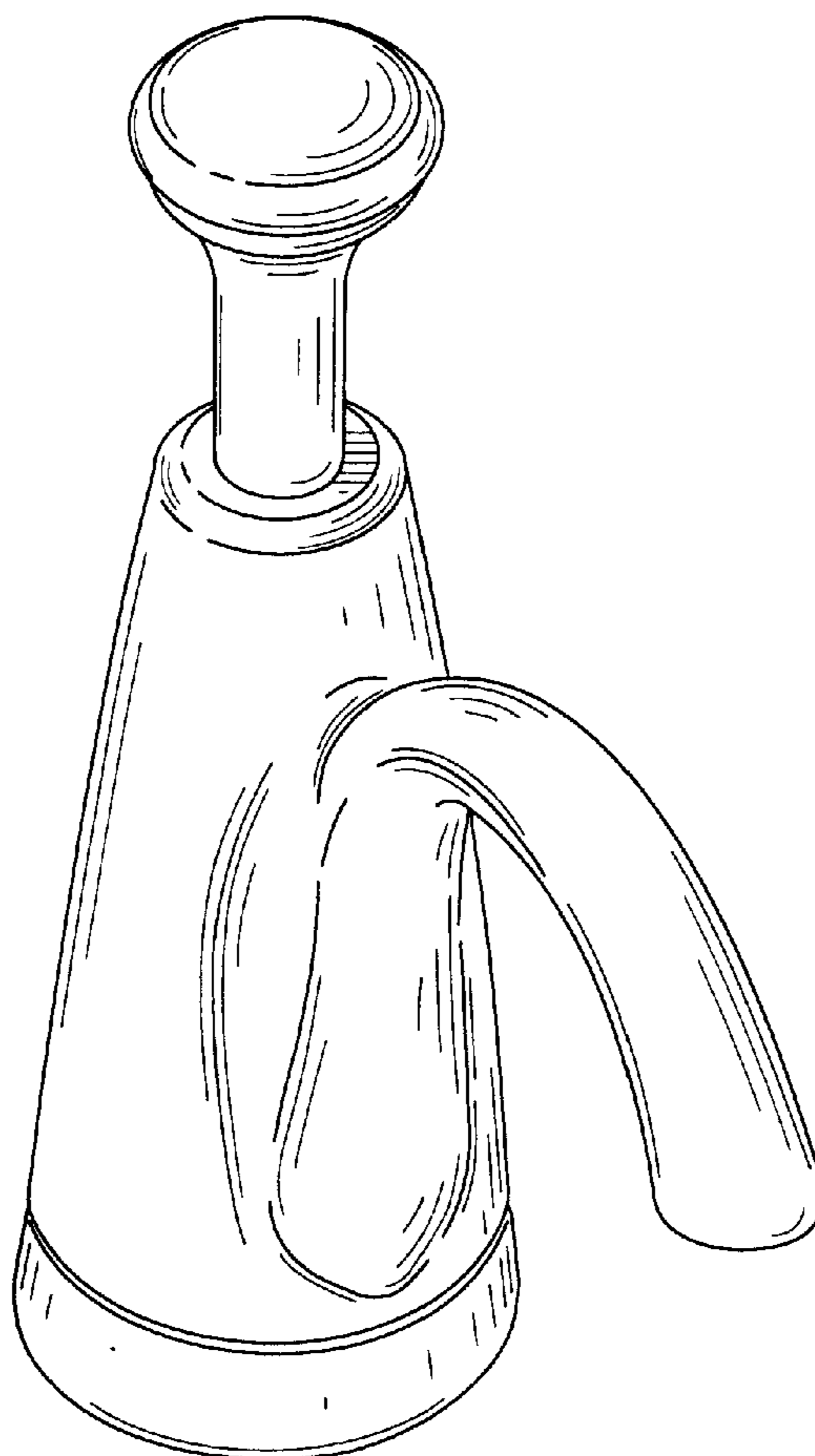
FIG. 2 is a right side elevational view thereof, the left side being a mirror image;

FIG. 3 is a front elevational view thereof;

FIG. 4 is a rear elevational view thereof; and,

FIG. 5 is a top plan view thereof.

1 Claim, 5 Drawing Sheets



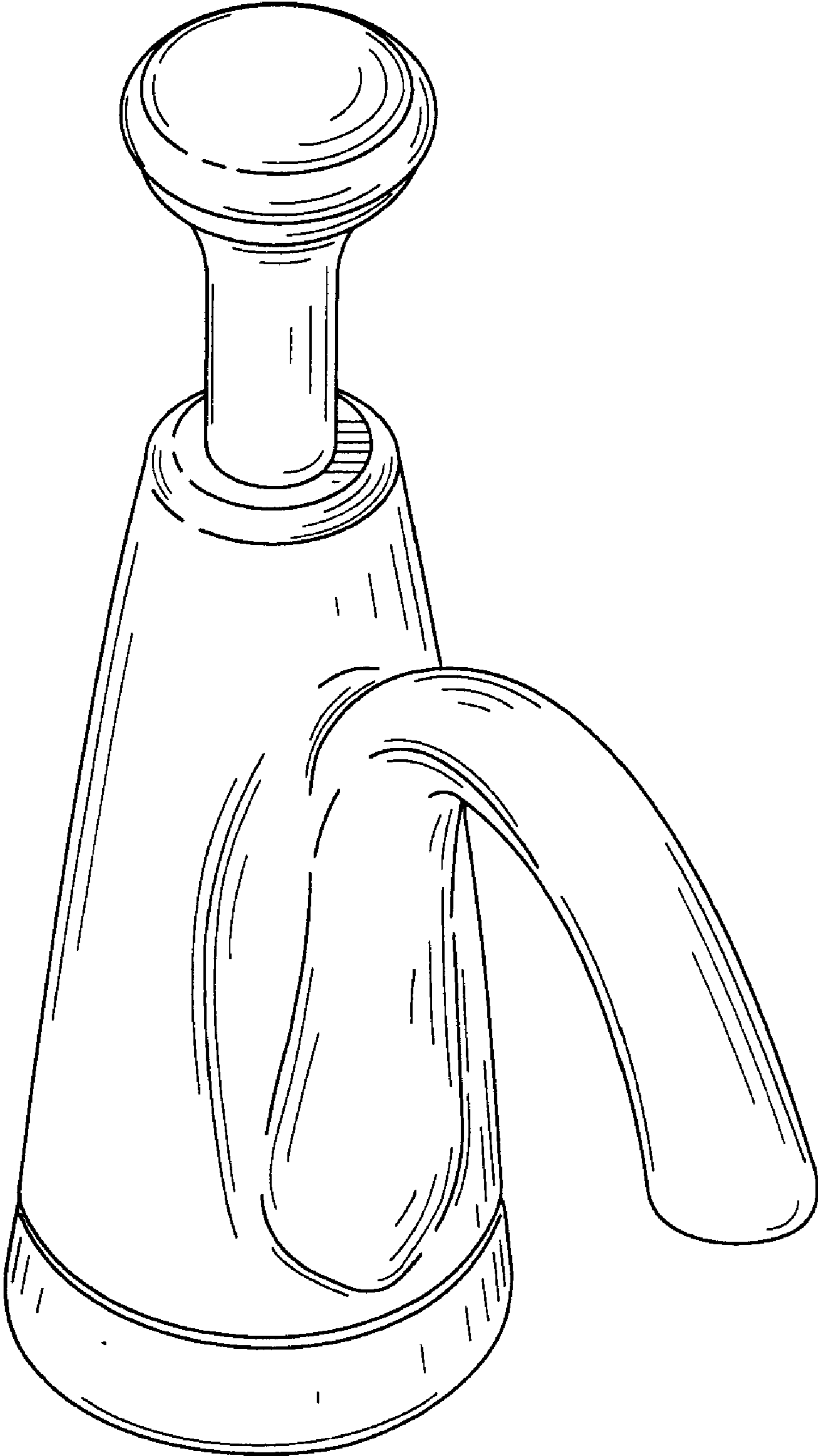


FIG. 1




FIG. 2

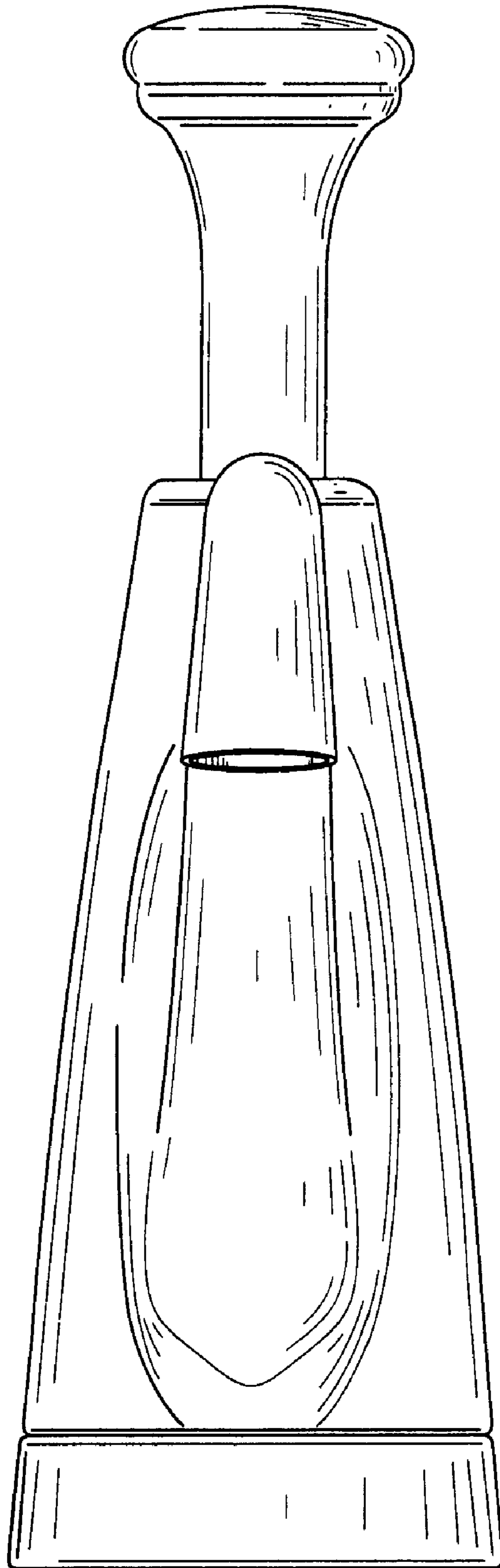


FIG. 3

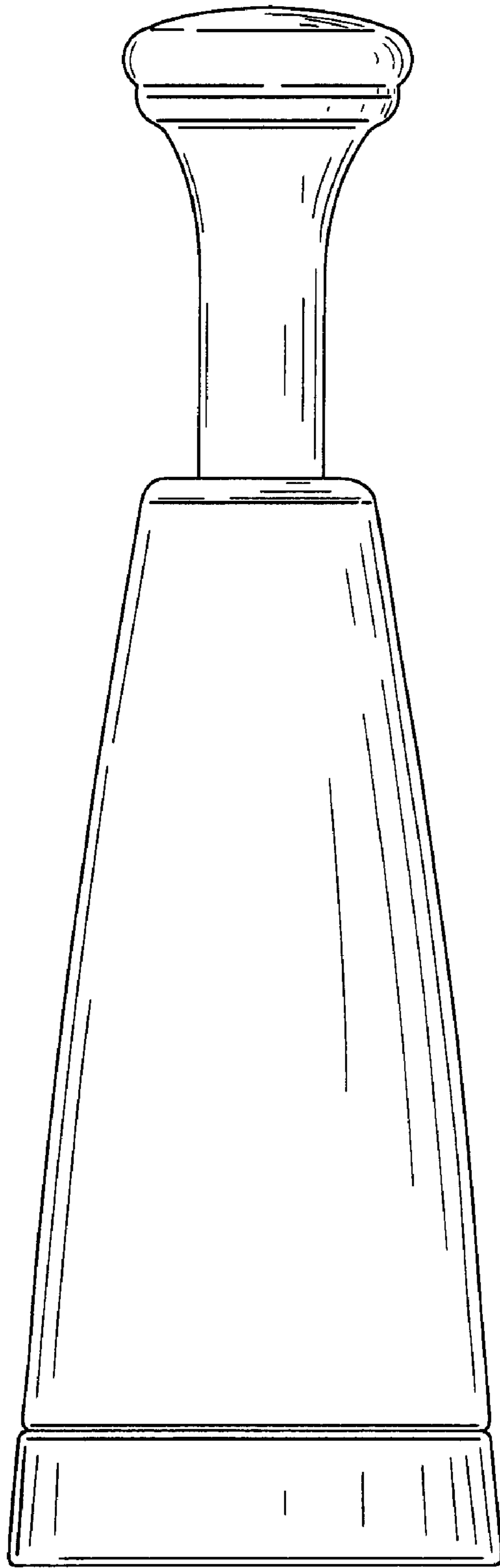


FIG. 4

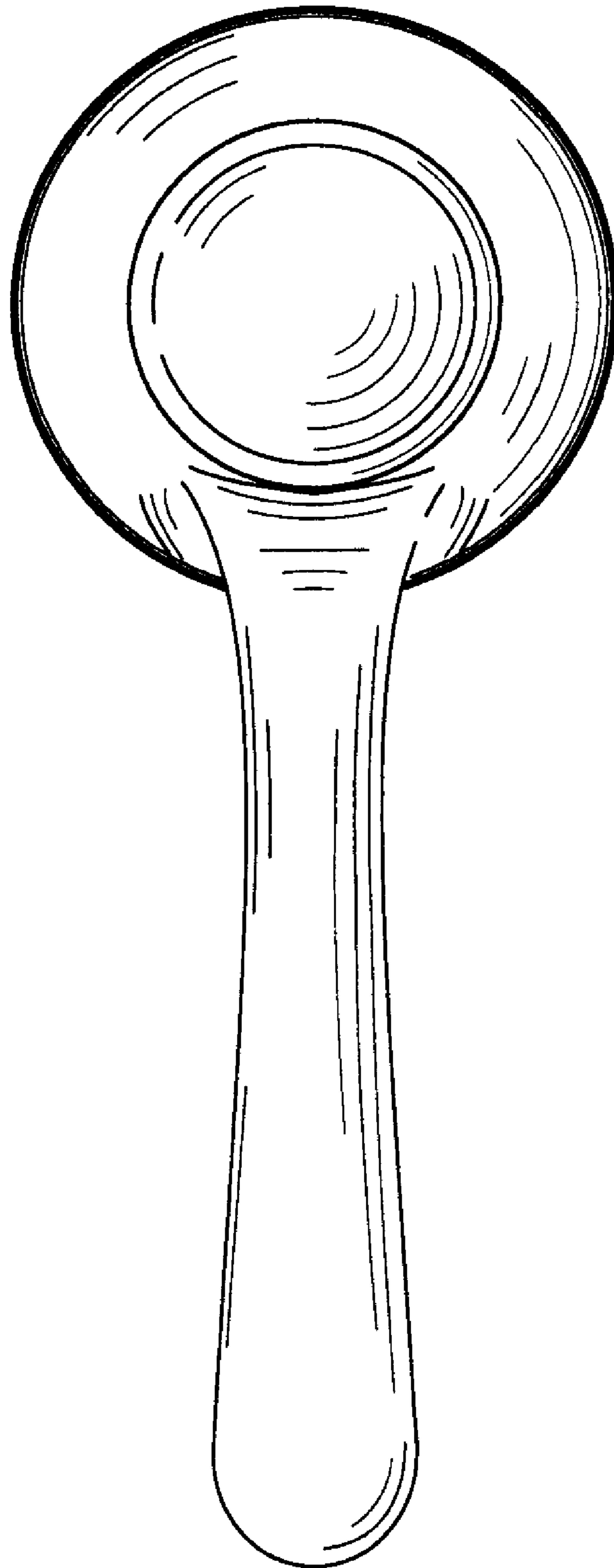


FIG. 5