



US00D547080S

(12) **United States Design Patent**
Wang

(10) **Patent No.:** **US D547,080 S**

(45) **Date of Patent:** **** Jul. 24, 2007**

(54) **CHAIR**

(75) Inventor: **Oliver Wang**, Millbrae, CA (US)

(73) Assignee: **Agio International Company, Limited**,
Kowloon (HK)

(**) Term: **14 Years**

(21) Appl. No.: **29/268,777**

(22) Filed: **Nov. 13, 2006**

(51) **LOC (8) Cl.** **06-01**

(52) **U.S. Cl.** **D6/370; D6/379; D6/380**

(58) **Field of Classification Search** D6/334-336,
D6/368, 369, 370, 374, 376, 379, 380, 500-502;
297/445.1, 446.1, 452.63, 452.64
See application file for complete search history.

(56) **References Cited**

U.S. PATENT DOCUMENTS

D316,491 S *	4/1991	Frinier	D6/379
D339,928 S *	10/1993	Caldwell	D6/370
D340,364 S *	10/1993	Caldwell	D6/370
D388,969 S *	1/1998	Goodman	D6/376

D399,666 S *	10/1998	Muller	D6/370
D420,825 S *	2/2000	Lin	D6/370
D502,333 S *	3/2005	Tseng	D6/376
D525,799 S *	8/2006	Lowsky	D6/370
D526,799 S *	8/2006	Tseng	D6/370

* cited by examiner

Primary Examiner—Mimosa De

(74) *Attorney, Agent, or Firm*—Williams Mullen; M. Bruce Harper


(57) **CLAIM**

The ornamental design for a chair, as shown.

DESCRIPTION

FIG. 1 is a bottom view;
FIG. 2 is a left side view;
FIG. 3 is a front view;
FIG. 4 is a back view;
FIG. 5 is a top view; and,
FIG. 6 is an oblique view.

1 Claim, 3 Drawing Sheets



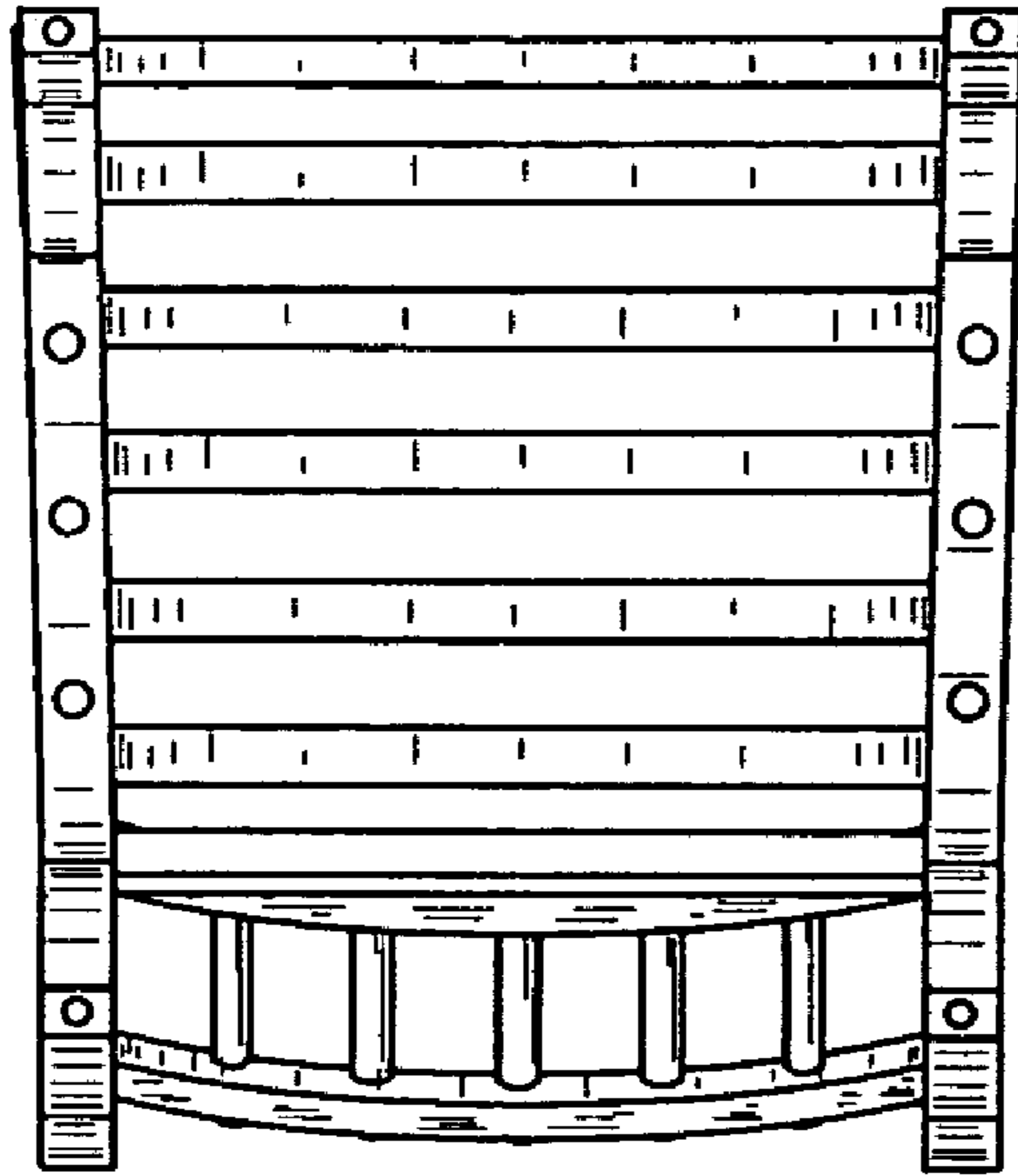


FIG. 1

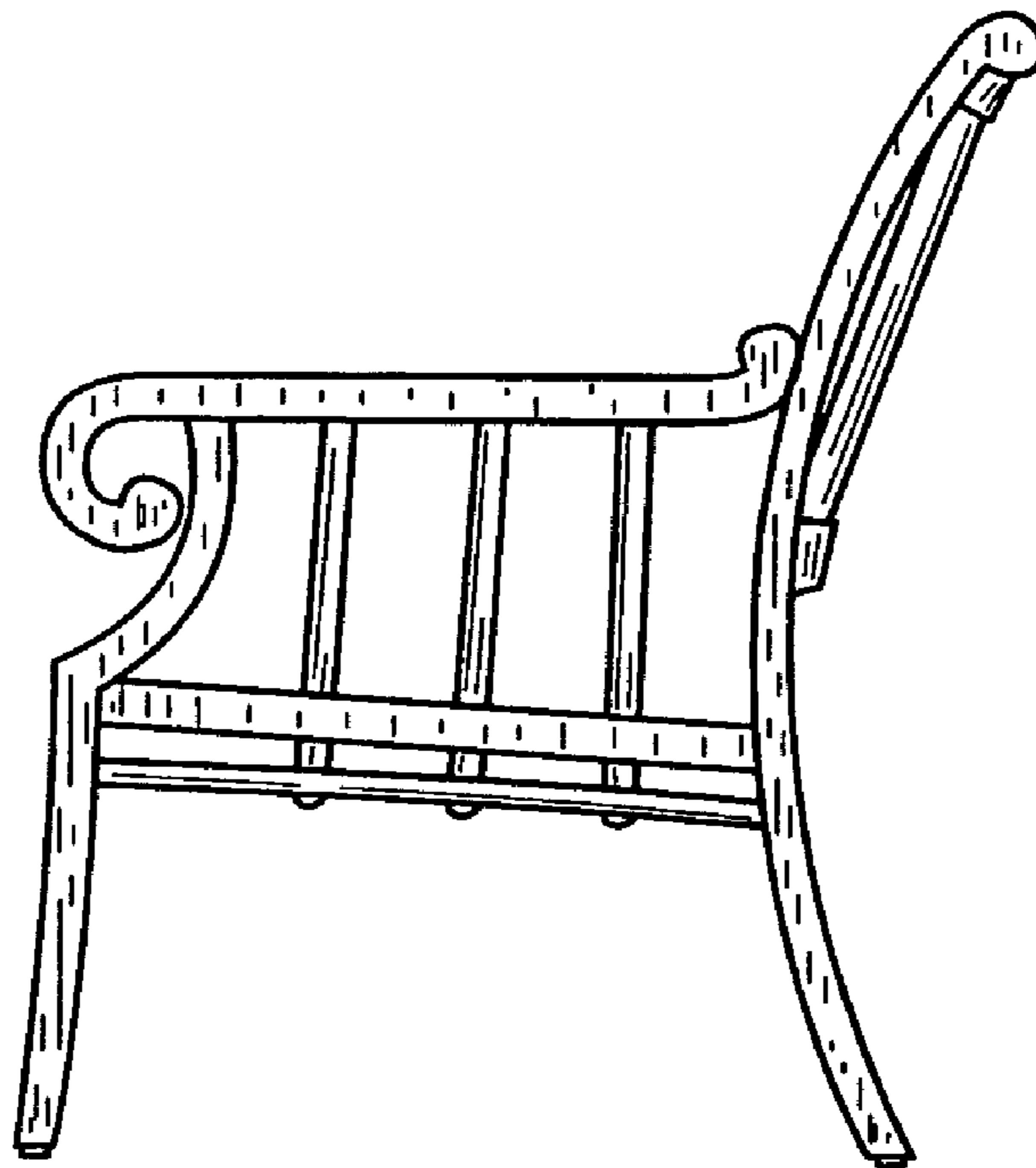


FIG. 2

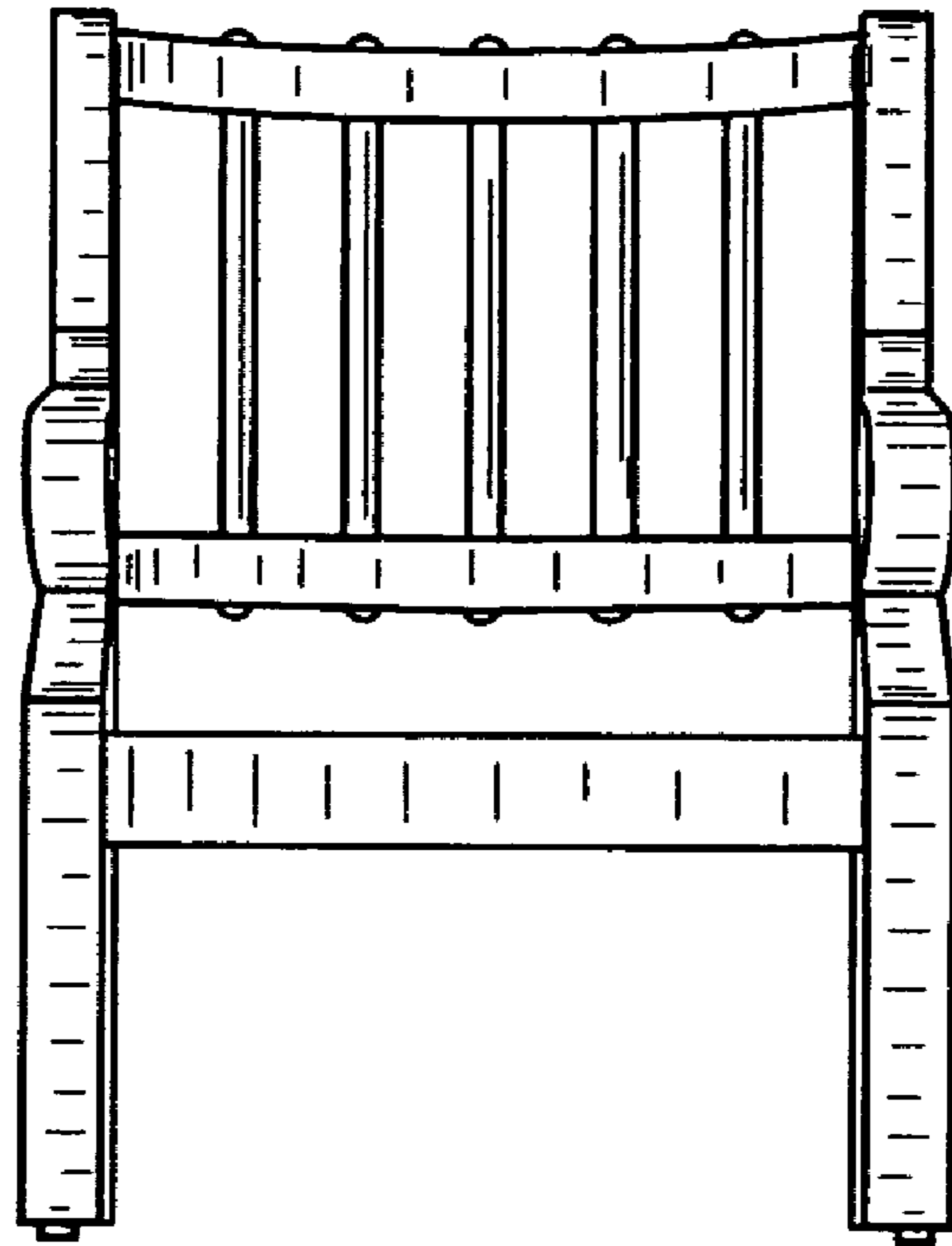


FIG. 3




FIG. 4

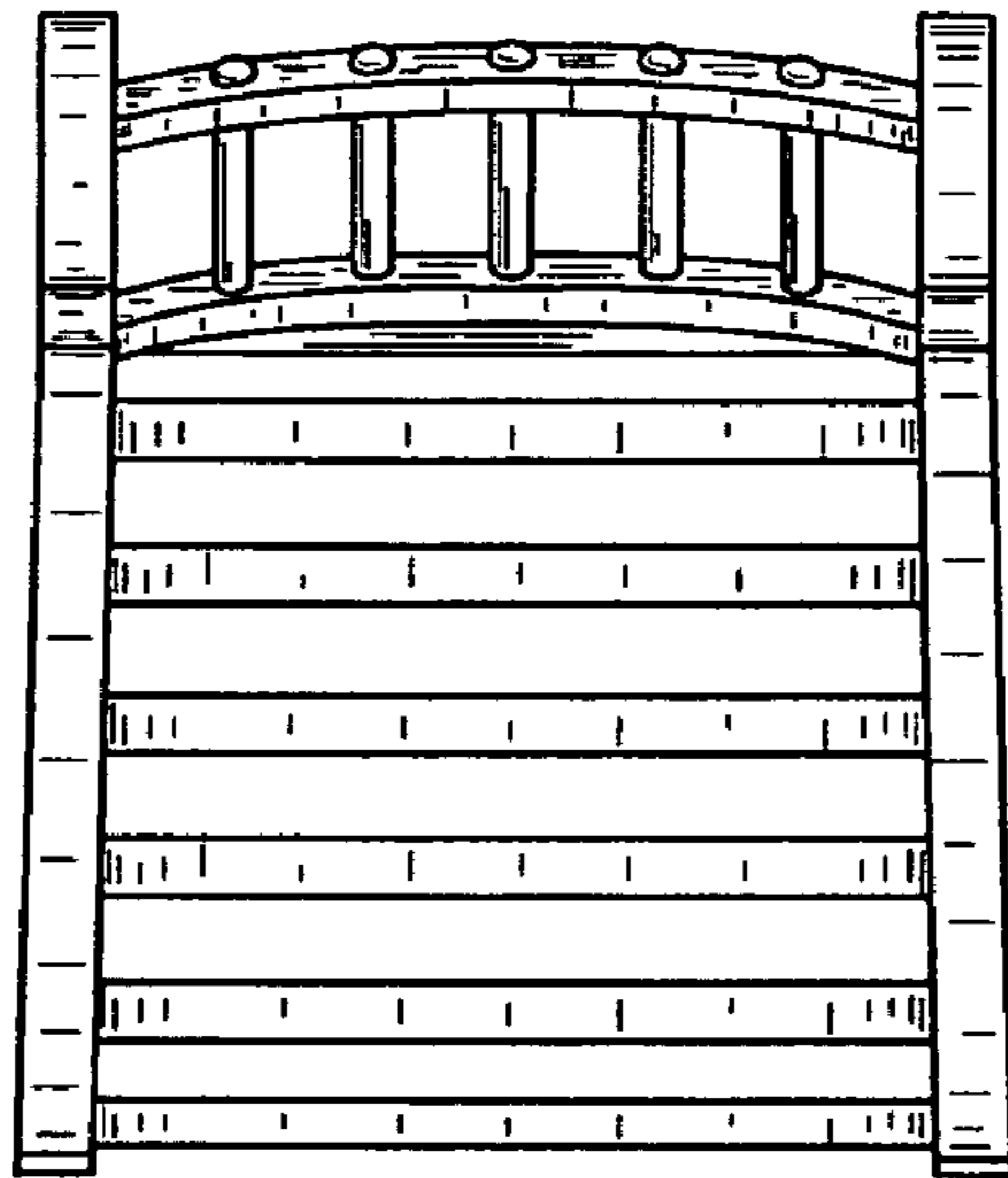


FIG. 5




FIG. 6