



US00D547079S

(12) **United States Design Patent**
Wang

(10) **Patent No.:** **US D547,079 S**

(45) **Date of Patent:** **** Jul. 24, 2007**

(54) **CHAIR**

(75) Inventor: **Oliver Wang**, Millbrae, CA (US)

(73) Assignee: **Agio International Company, Limited**,
Kowloon (HK)

(**) Term: **14 Years**

(21) Appl. No.: **29/268,786**

(22) Filed: **Nov. 13, 2006**

(51) **LOC (8) Cl.** **06-01**

(52) **U.S. Cl.** **D6/369; D6/379**

(58) **Field of Classification Search** D6/334-336,
D6/369, 370, 374, 375, 376, 379, 380, 381,
D6/500-502; 297/445.1, 446.1, 411.42,
297/411.45, 451.9, 452.63, 452.64

See application file for complete search history.

(56) **References Cited**

U.S. PATENT DOCUMENTS

D48,587 S *	2/1916	Fenton	D6/369
D48,969 S *	5/1916	Fenton	D6/369
D372,365 S *	8/1996	Paus	D6/369
D399,070 S *	10/1998	Frinier	D6/369
D422,156 S *	4/2000	Black	D6/369

D422,422 S *	4/2000	Black	D6/369
D431,383 S *	10/2000	Frinier	D6/369
D478,222 S *	8/2003	Caldwell	D6/369
D478,429 S *	8/2003	Caldwell	D6/369
D491,378 S *	6/2004	Tyler	D6/369
D499,896 S *	12/2004	Gruber	D6/369
D529,729 S *	10/2006	Kreiss	D6/369

* cited by examiner

Primary Examiner—Mimosa De

(74) *Attorney, Agent, or Firm*—Williams Mullen; M. Bruce Harper


(57) **CLAIM**

The ornamental design for a chair, as shown.

DESCRIPTION

FIG. 1 is a bottom view;
FIG. 2 is a left side view;
FIG. 3 is a front view;
FIG. 4 is a back view;
FIG. 5 is a top view; and,
FIG. 6 is an oblique view.

1 Claim, 3 Drawing Sheets



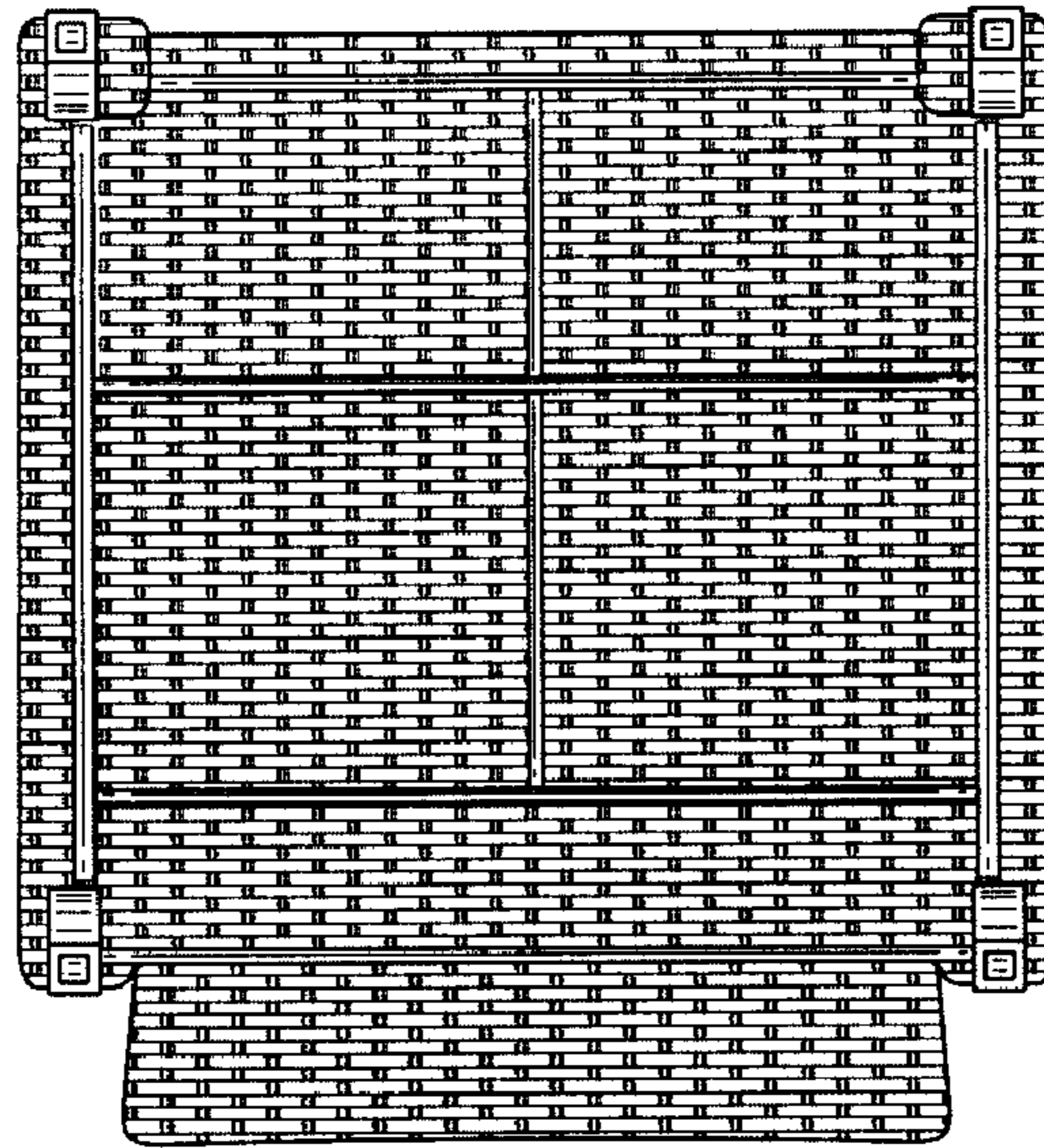


FIG. 1

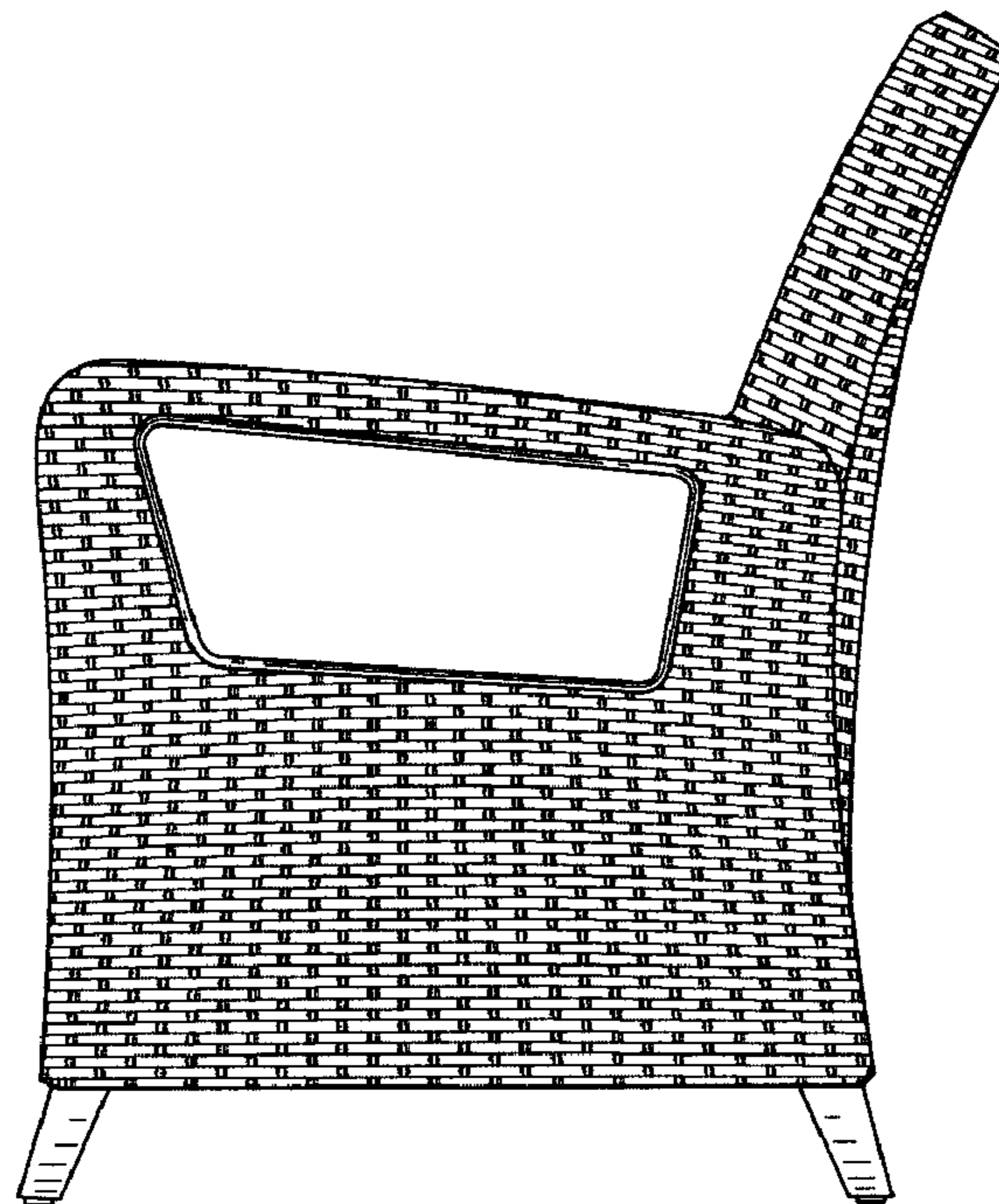


FIG. 2




FIG. 3




FIG. 4




FIG. 5

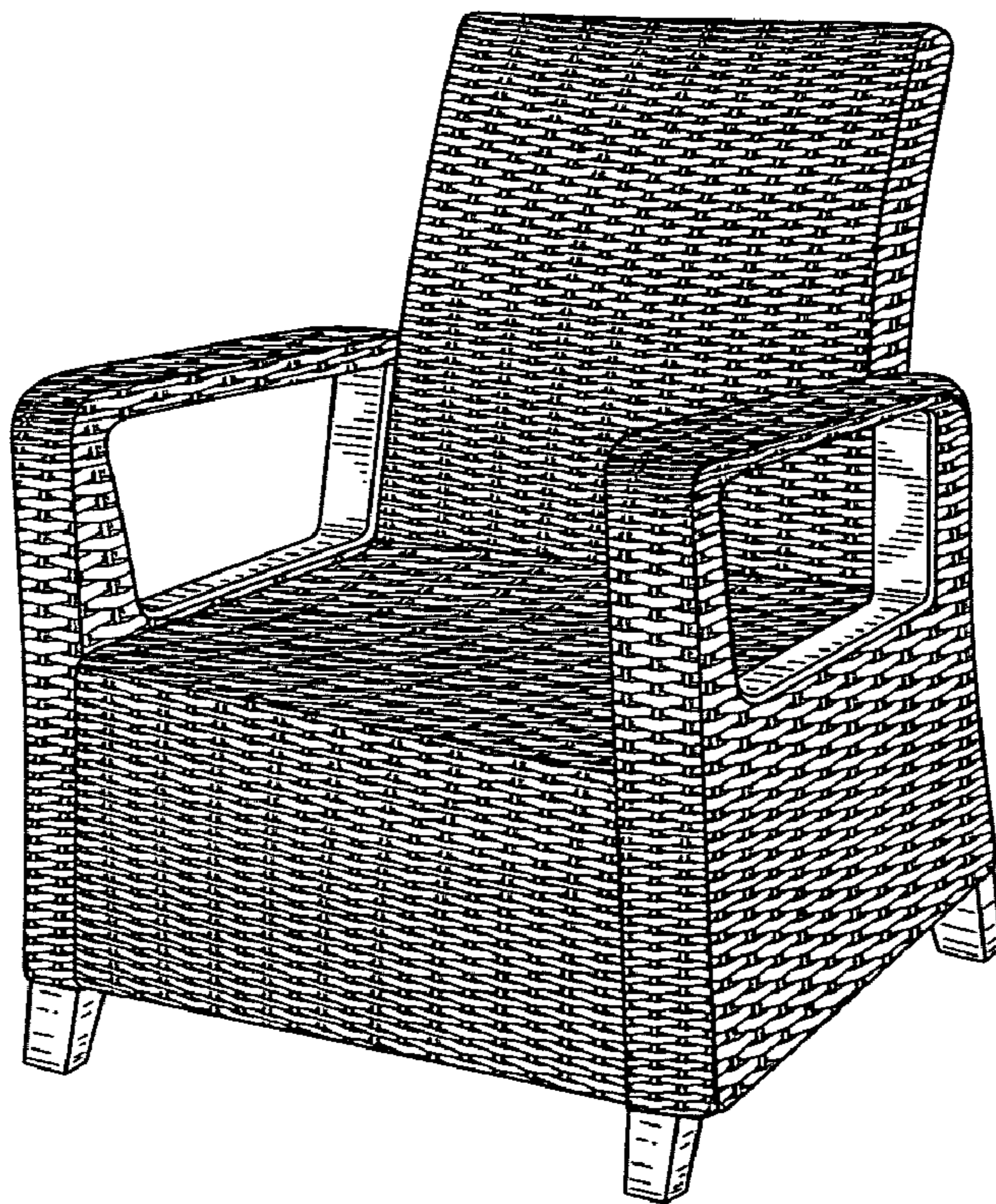


FIG. 6