

US00D547077S

(12) **United States Design Patent**
Cantrill et al.

(10) **Patent No.:** **US D547,077 S**
(45) **Date of Patent:** **** Jul. 24, 2007**

(54) **OPERATOR SEAT FOR INDUSTRIAL VEHICLE**

(75) Inventors: **Peter W. Cantrill**, Vaprio D'adda (IT);
Alexander Dehnert, Amberg (DE);
Raymond Carter, Marina del Rey, CA (US)

(73) Assignee: **NMHG Oregon, Inc.**, Portland, OR (US)

(**) Term: **14 Years**

(21) Appl. No.: **29/227,849**

(22) Filed: **Apr. 14, 2005**

(51) **LOC (8) Cl.** **06-01**

(52) **U.S. Cl.** **D6/356**

(58) **Field of Classification Search** D6/356,
D6/334-336, 364-367, 374, 375, 379, 500-502;
297/284.4, 411.36, 452.21, 452.29, 452.3,
297/452.35, 452.38

See application file for complete search history.

(56) **References Cited**

U.S. PATENT DOCUMENTS

D218,028 S *	7/1970	Lohr et al.	D6/356
D249,102 S *	8/1978	Pelly	D6/356
D297,995 S *	10/1988	Stulik	D6/501
D354,629 S *	1/1995	Chapman	D6/356
D362,126 S	9/1995	Carter	
D367,982 S *	3/1996	Stirling et al.	D6/500
D381,823 S *	8/1997	Ellsworth et al.	D6/360

D390,370 S *	2/1998	Grosfillex	D6/375
D428,719 S	8/2000	Fick et al.	
D482,218 S *	11/2003	Lin	D6/500
2006/0232118 A1 *	10/2006	Cantrill	297/452.35

OTHER PUBLICATIONS

US Trademark No. 1,752,418; registered Feb. 16, 1995 for applicant Grammer AG.

Grammer AG; product literature; Sep. 30, 2005; website address: www.grammer.de.pdf.

* cited by examiner

Primary Examiner—Robert M. Spear

Assistant Examiner—Katrina A. Kile

(74) *Attorney, Agent, or Firm*—Marger Johnson & McCollom, P.C.

(57) **CLAIM**

The ornamental design for an operator seat for industrial vehicle, as shown and described.

DESCRIPTION

FIG. 1 is a perspective view for an operator seat of an industrial vehicle;

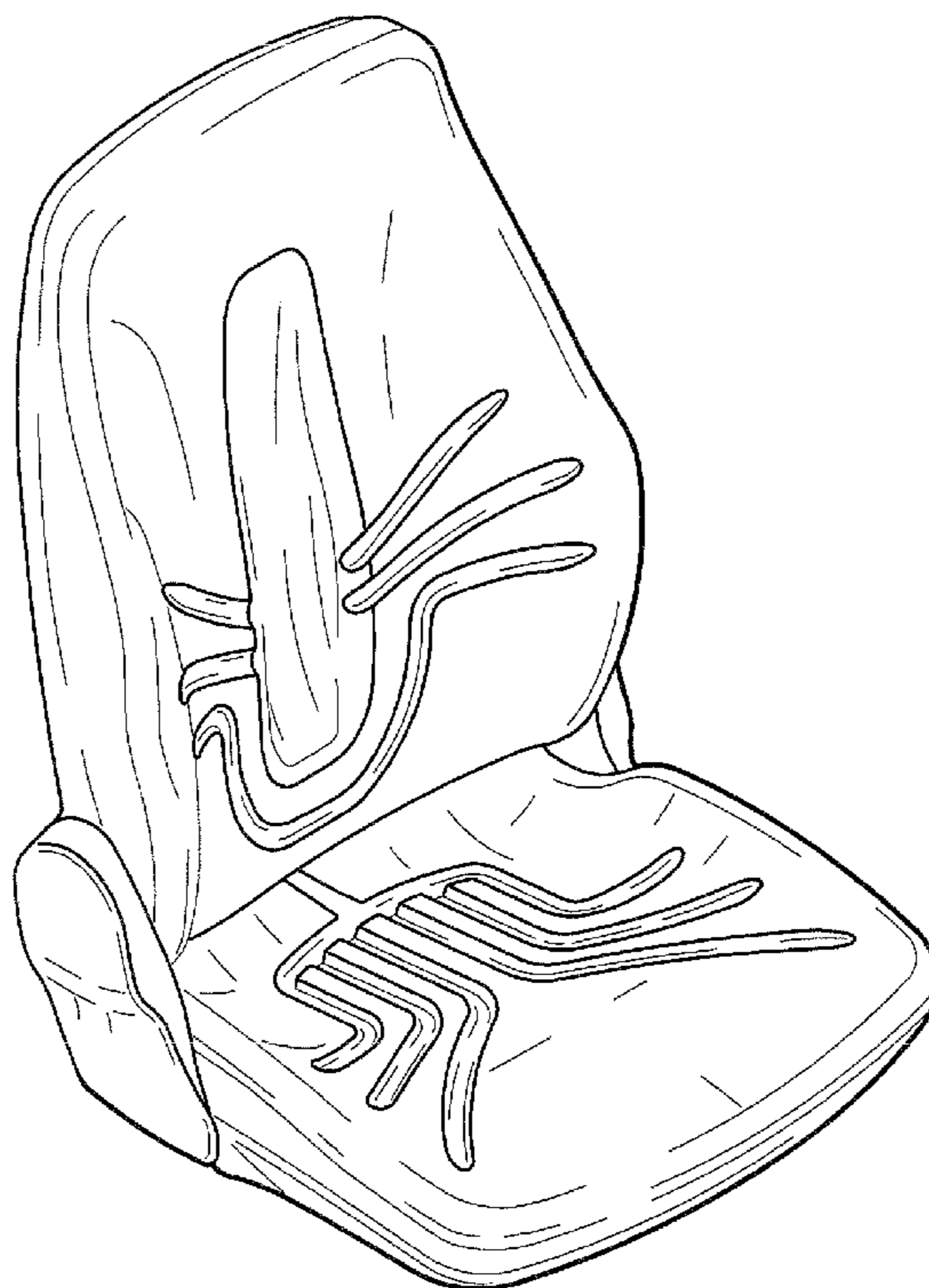
FIG. 2 is a front elevation view thereof;

FIG. 3 is a left side elevation view thereof, the opposite being a mirror image of that shown; and,

FIG. 4 is a top plan view thereof.

The bottom and back of this design form no part of the claimed design and so are not included herein.

1 Claim, 4 Drawing Sheets



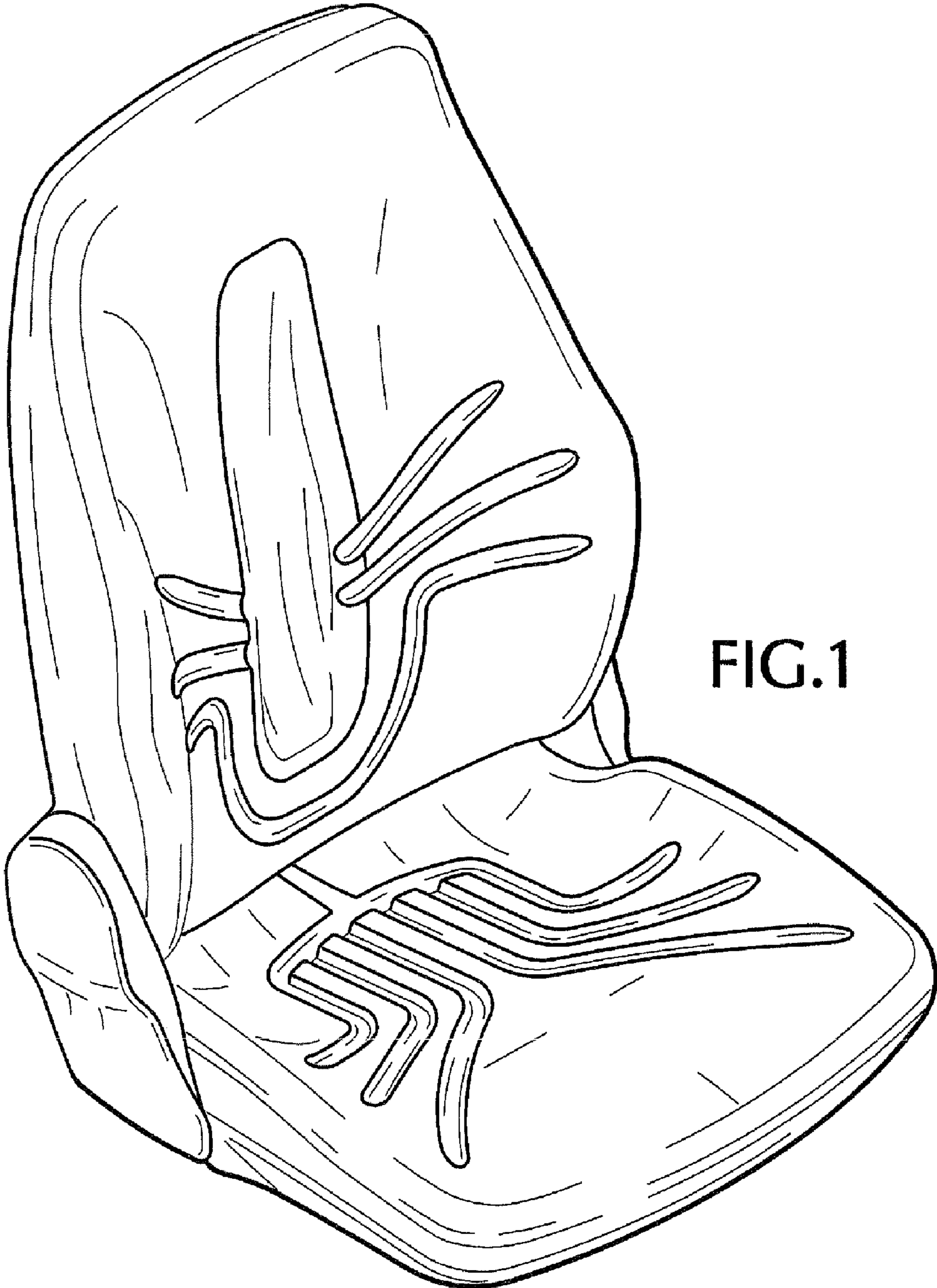


FIG. 1

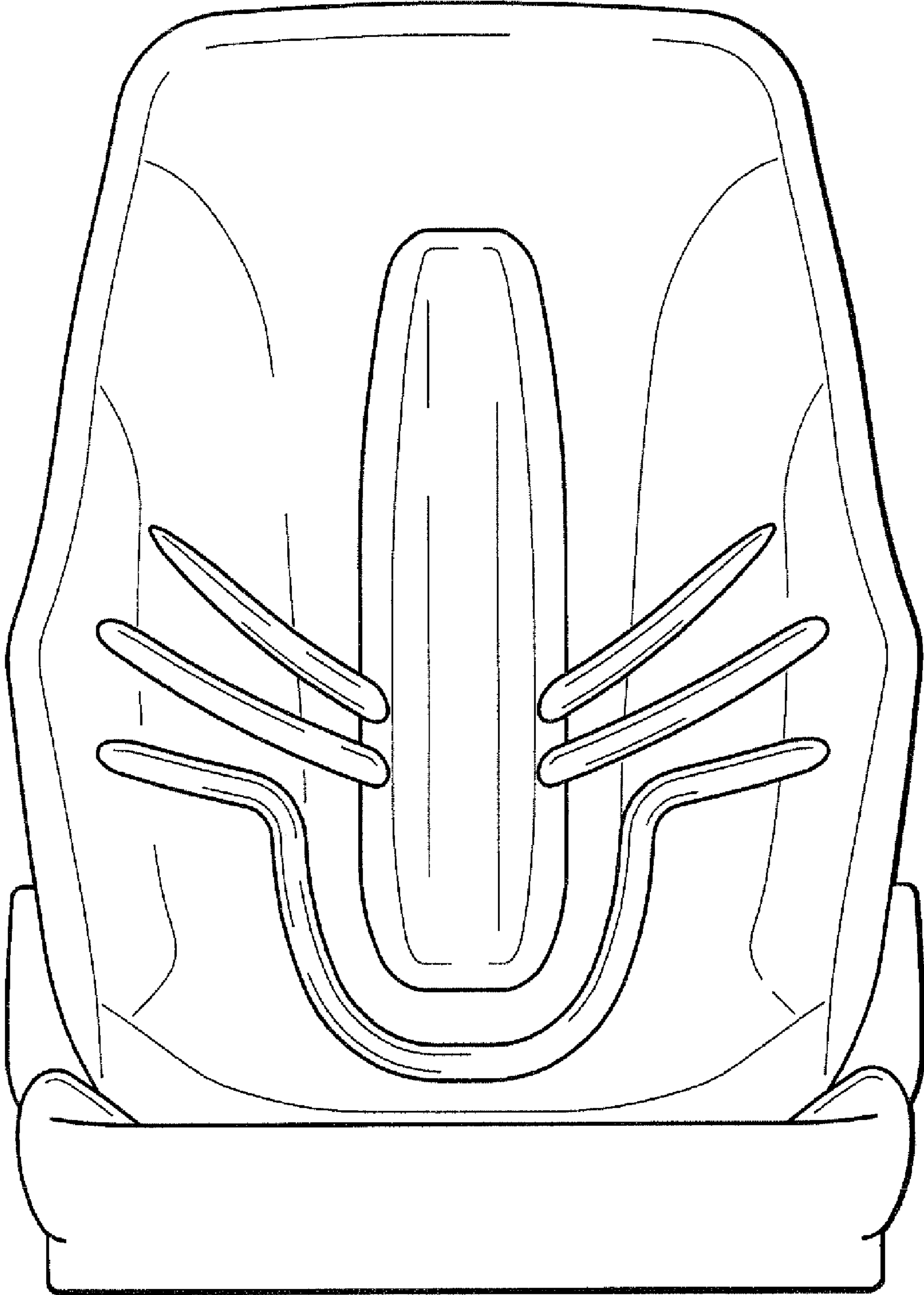


FIG.2

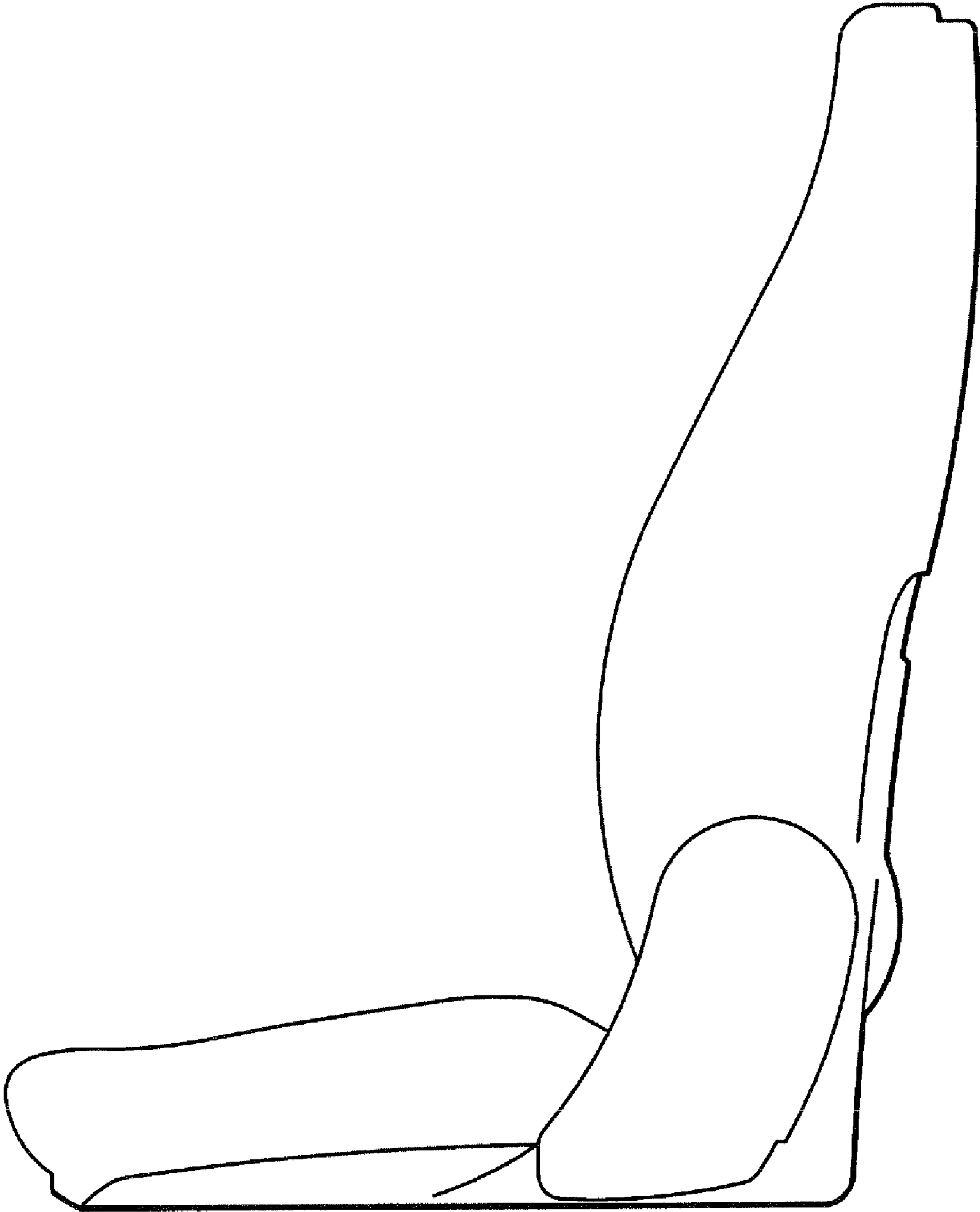


FIG.3

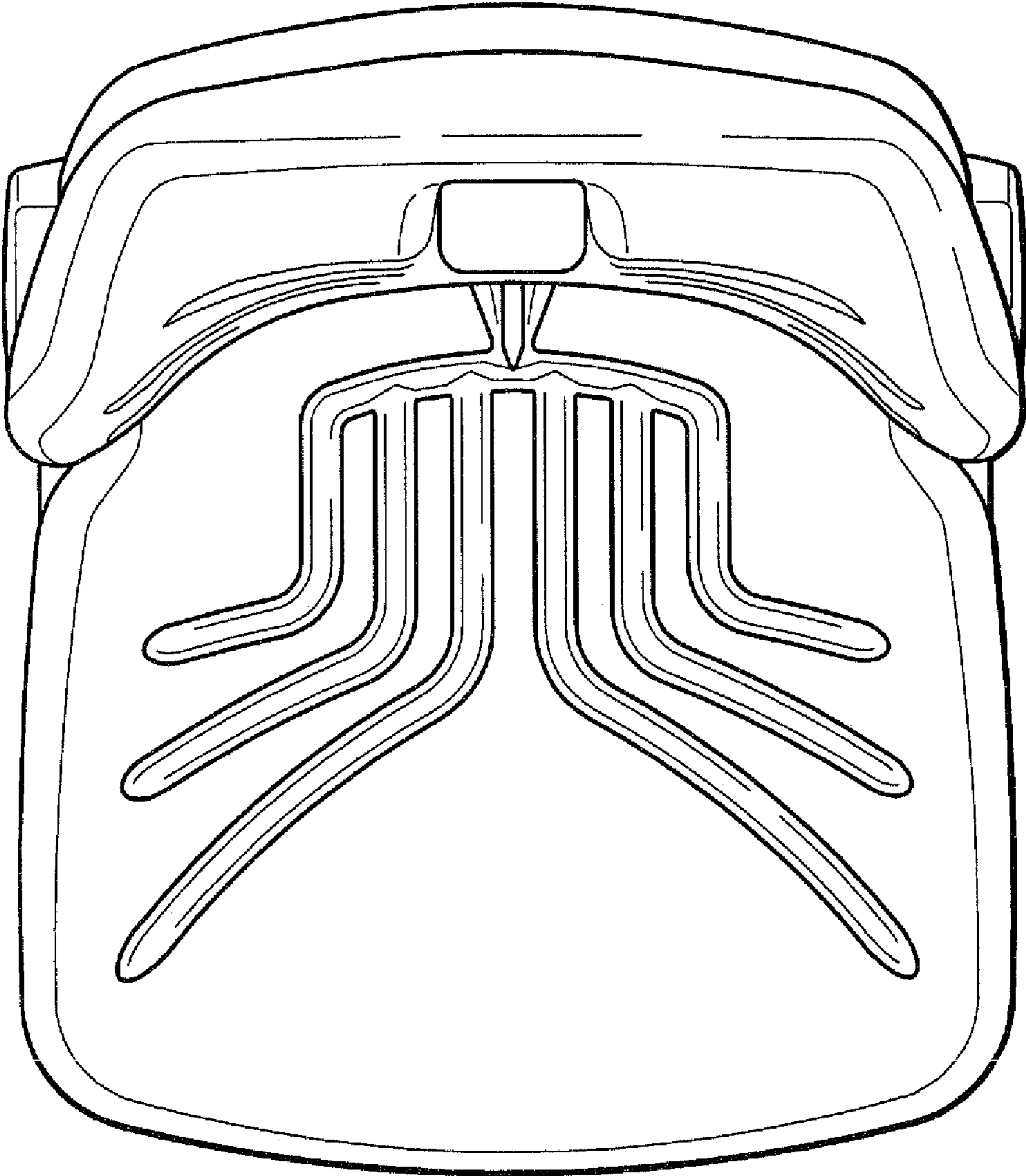


FIG.4