



US00D547068S

(12) **United States Design Patent**
Major

(10) **Patent No.:** **US D547,068 S**

(45) **Date of Patent:** **** Jul. 24, 2007**

(54) **DOG BRUSH VACUUM ATTACHMENT**

(76) Inventor: **Donna L. Major**, 1539 Dory LN,
Irving, TX (US) 75061

(**) Term: **14 Years**

(21) Appl. No.: **29/260,774**

(22) Filed: **May 30, 2006**

(51) **LOC (8) Cl.** **30-99**

(52) **U.S. Cl.** **D4/136; D4/115; D30/158;**
D32/33

(58) **Field of Classification Search** D4/114,
D4/115, 132, 134, 136, 138; D28/21, 28,
D28/31, 63; D30/158, 159; D32/32, 33;
15/159.1, 160, 200, 186-188, 396, 398, 400,
15/402; 119/600, 612, 615, 626, 632, 664;
132/116, 120, 126, 271, 313; 601/136, 137,
601/154, 155

See application file for complete search history.

(56) **References Cited**

U.S. PATENT DOCUMENTS

1,792,712 A * 2/1931 Roscher 15/398
2,866,221 A * 12/1958 Warva 15/397
3,835,869 A * 9/1974 Newman et al. 132/271

D240,435 S * 7/1976 Remijas D4/136
5,502,873 A * 4/1996 Hogan 15/393
7,100,537 B1 * 9/2006 Suen 119/612

FOREIGN PATENT DOCUMENTS

FR 2826852 A1 * 1/2003

* cited by examiner

Primary Examiner—Alan P. Douglas
Assistant Examiner—Lavone D. Tabor

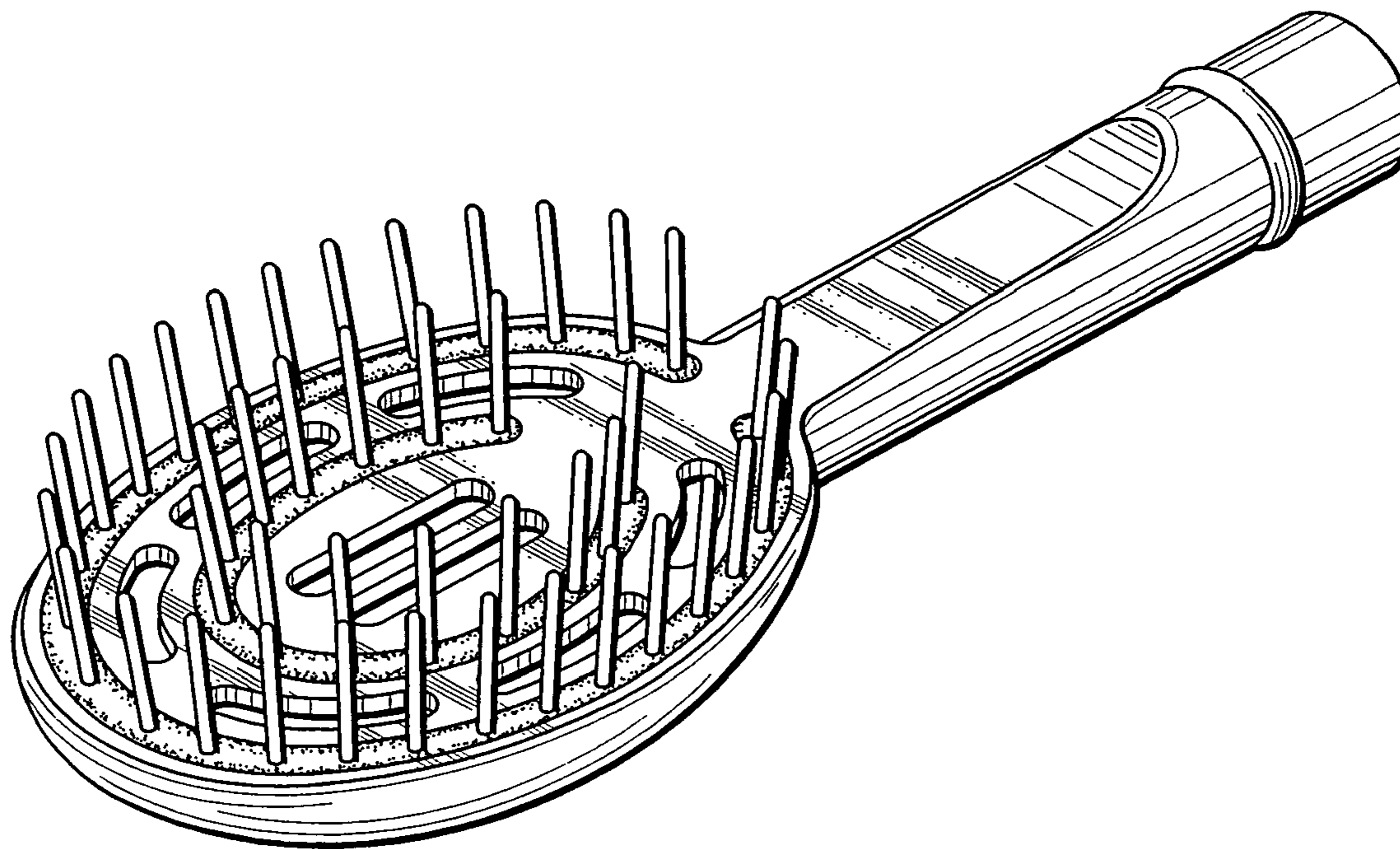
(57) **CLAIM**

The ornamental design for a dog brush vacuum attachment,
as shown and described.

DESCRIPTION

FIG. 1 is a perspective view of my design;
FIG. 2 is a side view of my design, the opposite side view
being a mirror image thereof;
FIG. 3 is a front elevational view of my design;
FIG. 4 is a back elevational view of my design;
FIG. 5 is a bottom view of my design; and,
FIG. 6 is a top view of my design.

1 Claim, 2 Drawing Sheets



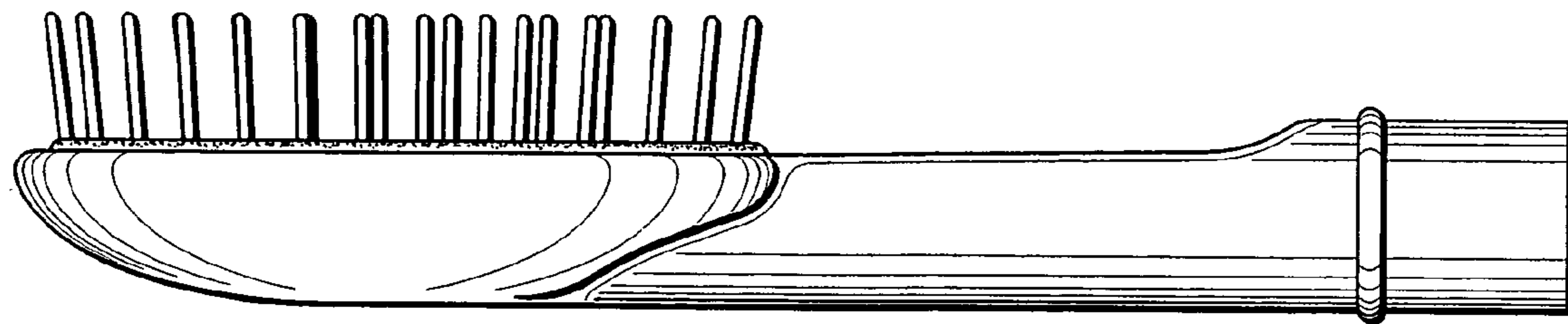
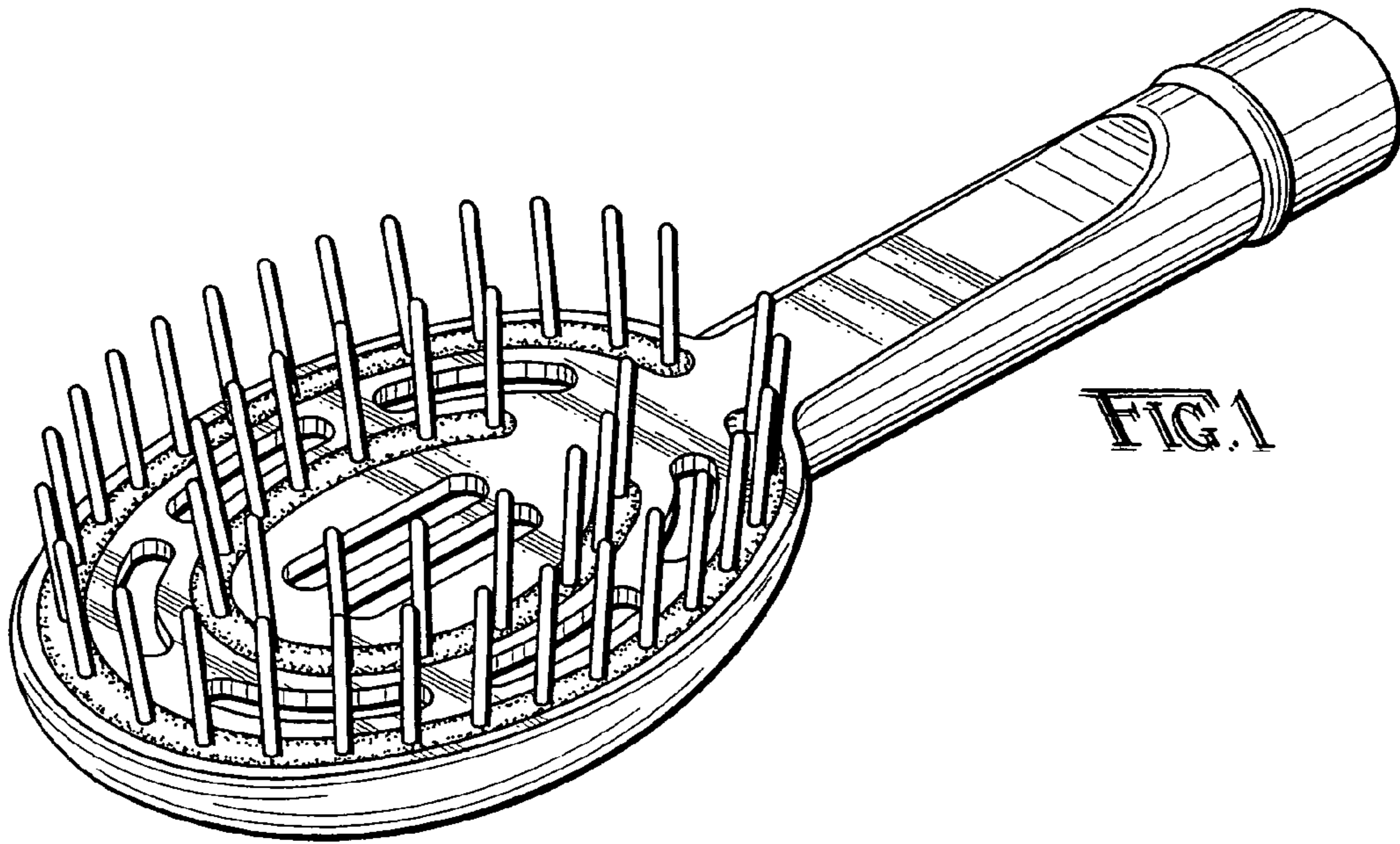


FIG. 2

