

US00D547055S

(12) **United States Design Patent**
Ballman et al.

(10) **Patent No.:** **US D547,055 S**
(45) **Date of Patent:** **** Jul. 24, 2007**

(54) **PERSONAL ELECTRONIC DEVICE CARRIER**

(76) Inventors: **Franklin H. Ballman**, 2907 Paddington Way, Kissimmee, FL (US) 34747;
Swanee F. Ballman, 2907 Paddington Way, Kissimmee, FL (US) 34747

(**) Term: **14 Years**

(21) Appl. No.: **29/247,078**

(22) Filed: **May 26, 2006**

(51) **LOC (8) Cl.** **03-01**

(52) **U.S. Cl.** **D3/218**

(58) **Field of Classification Search** D3/218–219, D3/215, 232–238, 207–212; D14/250–251; 379/453–455; 224/904, 901, 240–241, 245, 224/660, 680; D2/700–708

See application file for complete search history.

(56) **References Cited**

U.S. PATENT DOCUMENTS

1,630,844 A	5/1927	Hall	446/74
D156,962 S	1/1950	Hyman	D3/242
2,549,695 A	4/1951	Linder	446/74
4,475,251 A	10/1984	Hopkins	2/94
4,710,983 A	12/1987	Markoff	2/301
5,075,900 A	12/1991	Chittenden	2/94
D324,302 S	3/1992	Schneck	D3/271.2
D340,578 S	10/1993	Winkos	D3/271.2
D343,059 S	1/1994	Daniels et al.	D3/218
5,326,300 A	7/1994	Sonders	446/74
D352,391 S	11/1994	Beltempo	D3/235
D362,751 S	10/1995	Kopel	D3/233
D368,800 S	4/1996	Shink	D3/218
D374,980 S	10/1996	Moya et al.	D3/218
5,579,540 A	12/1996	Walker	2/209.11
D379,262 S	5/1997	Seigel	D3/218
5,664,257 A	9/1997	Hall	2/69
5,855,276 A	1/1999	Smith, Jr.	206/457
D414,925 S	10/1999	Holland	D3/218

D435,963 S	1/2001	Fulmore	D3/218
D436,722 S	1/2001	Larko	D3/217
D454,561 S	3/2002	Hollinger	D14/253
D458,022 S *	6/2002	Tarantino	D3/238
D467,727 S	12/2002	Kobayashi	D3/218
D486,304 S	2/2004	Brown	D3/218
D489,890 S	5/2004	Gorham	D3/218
D490,237 S	5/2004	Hardge	D3/218
D497,247 S	10/2004	Kamiya	D3/218
D500,203 S	12/2004	Kim	D3/218
D501,079 S	1/2005	Crosskey	D3/218
D515,309 S *	2/2006	Harris	D3/218
D524,041 S *	7/2006	Harris	D3/218
D525,026 S *	7/2006	Silvera	D3/218
2002/0146961 A1	10/2002	Perez Cuevas	446/484
2002/0179658 A1	12/2002	Zalis-Hecker et al.	224/267
2004/0016785 A1	1/2004	Timmons	224/609
2005/0205622 A1	9/2005	Liu	224/217
2006/0011687 A1	1/2006	Wadley et al.	224/587
2006/0021889 A1	2/2006	Kim	206/320
2006/0029216 A1	2/2006	Burns	379/430

* cited by examiner

Primary Examiner—Catherine R. Oliver
(74) *Attorney, Agent, or Firm*—Starkweather & Associates; Michael W. Starkweather; Jason P. Webb

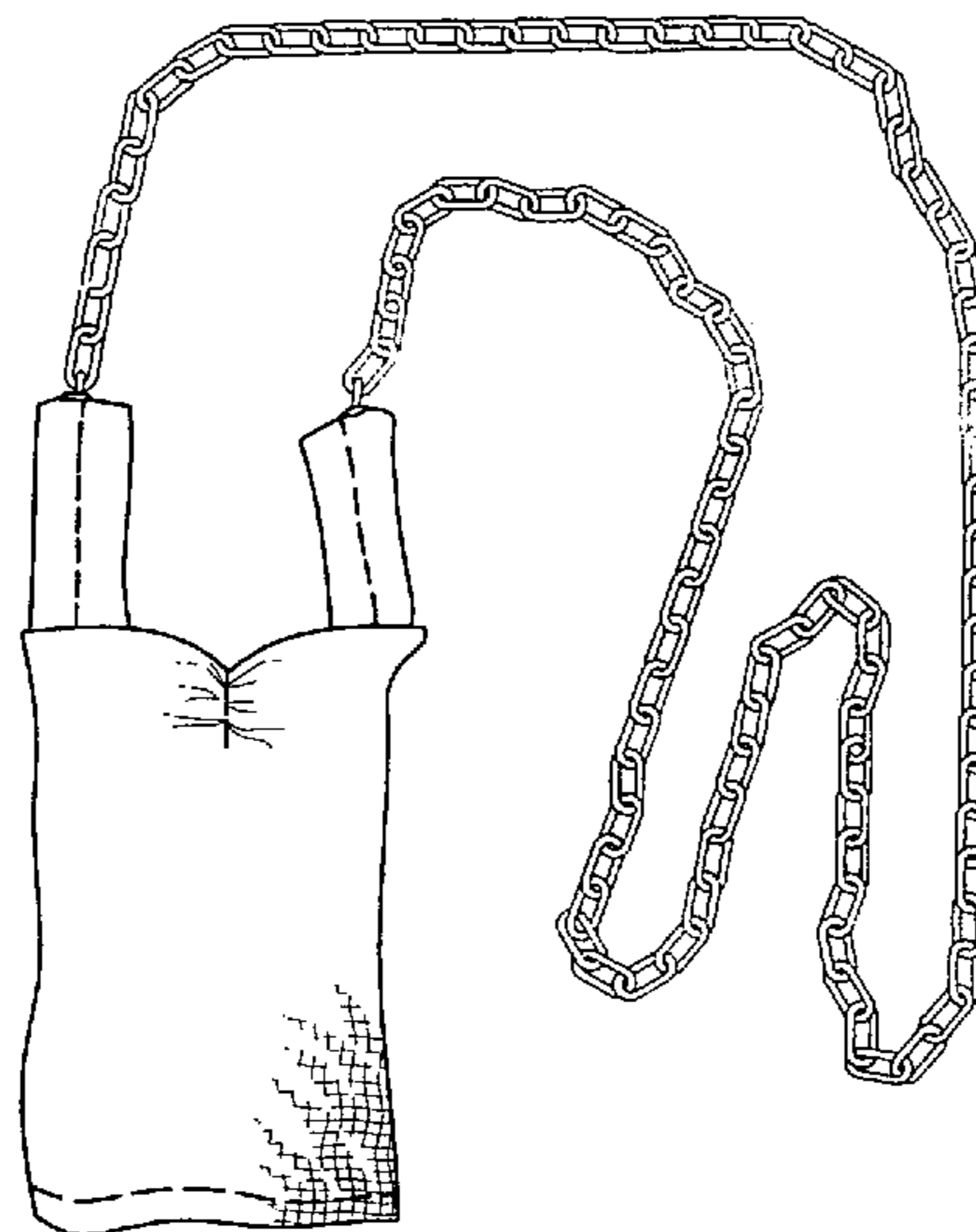
(57) **CLAIM**

The ornamental design for a personal electronic device carrier, as shown and described.

DESCRIPTION

FIG. 1 is a front elevational view of a personal electronic device carrier showing my new design;
FIG. 2 is a rear elevational view thereof;
FIG. 3 is a side elevational view thereof;
FIG. 4 is a side perspective view thereof;
FIG. 5 is a top plan view thereof; and,
FIG. 6 is a bottom plan view thereof.

1 Claim, 3 Drawing Sheets



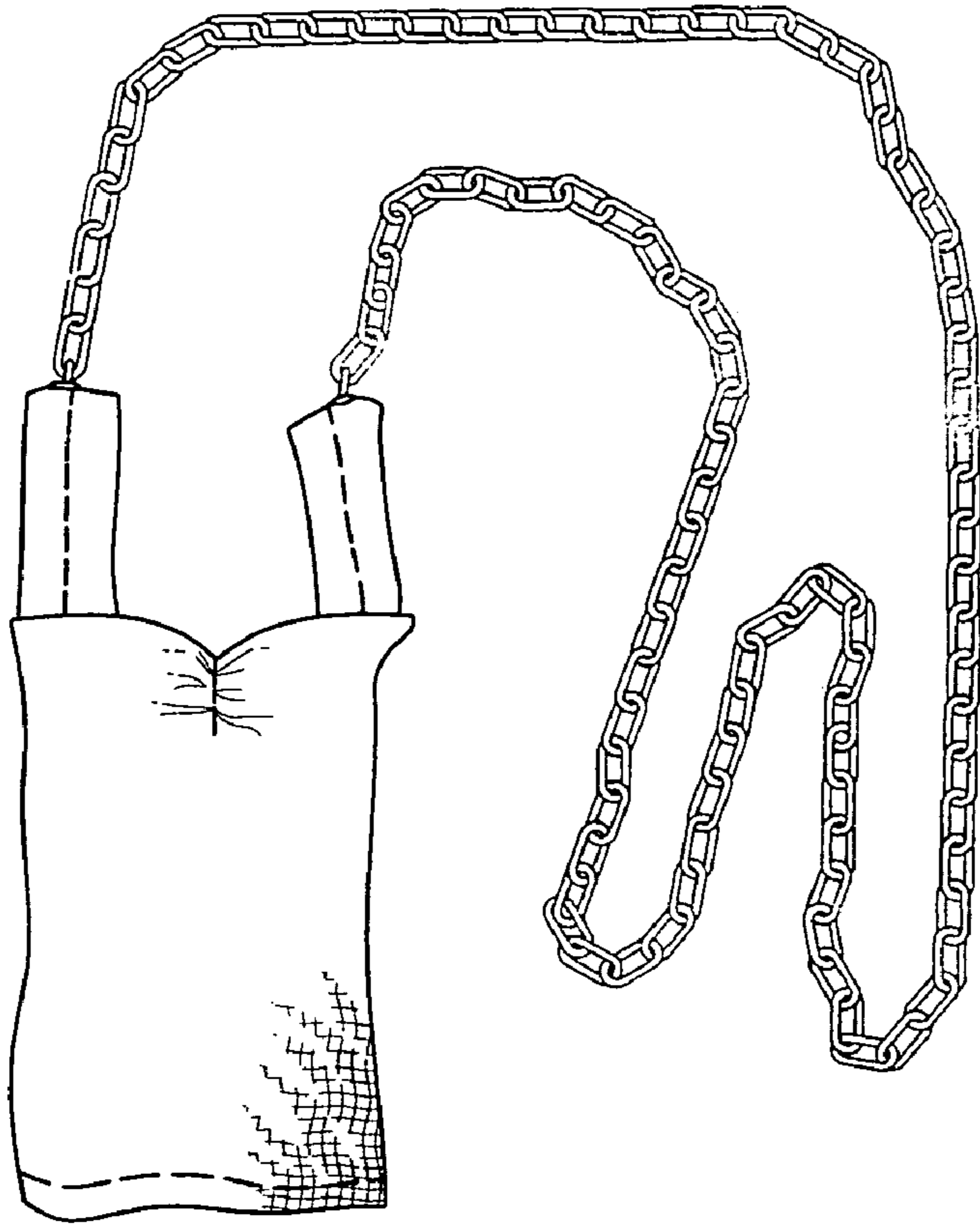


Fig. 1

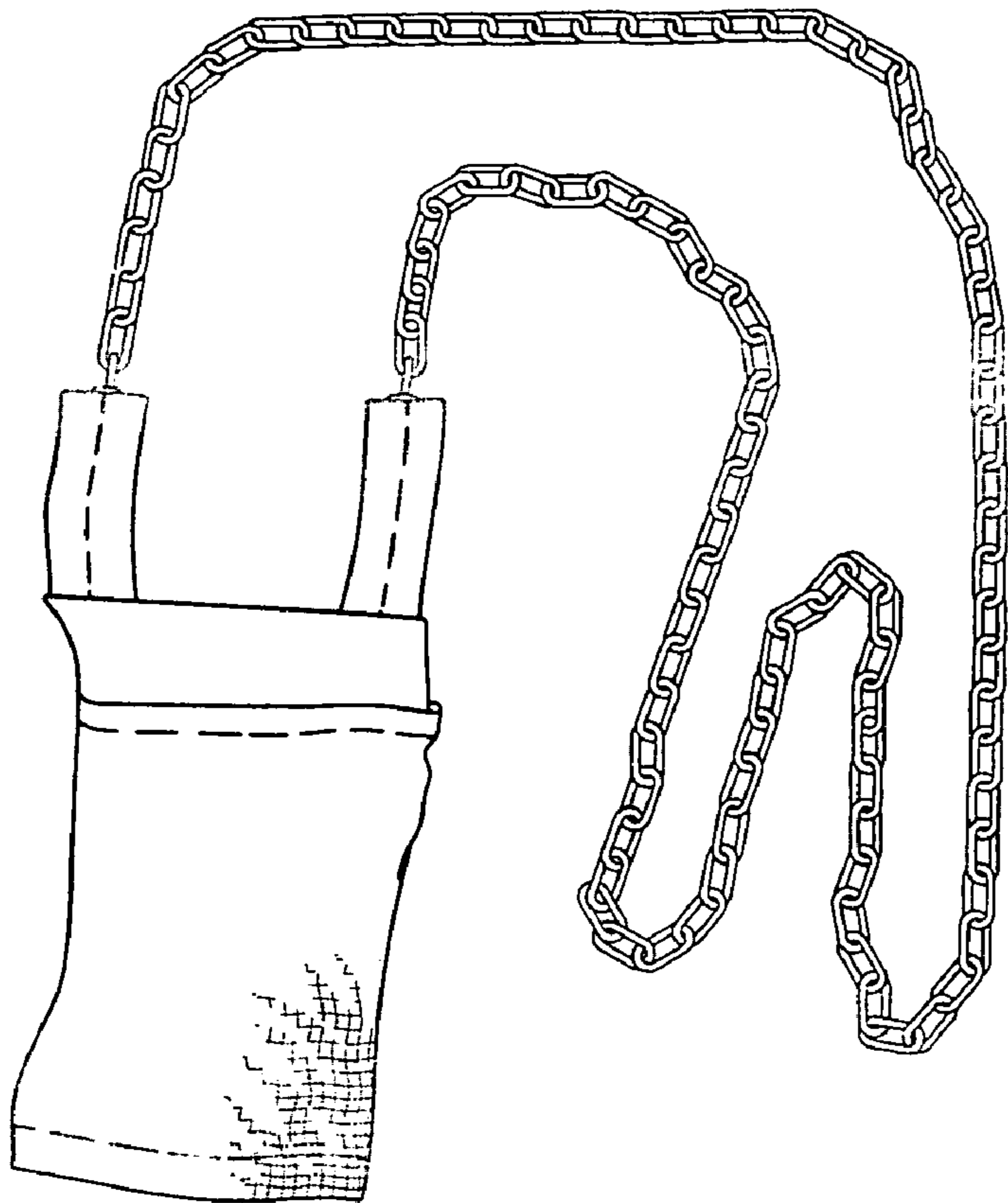


Fig. 2



Fig. 3

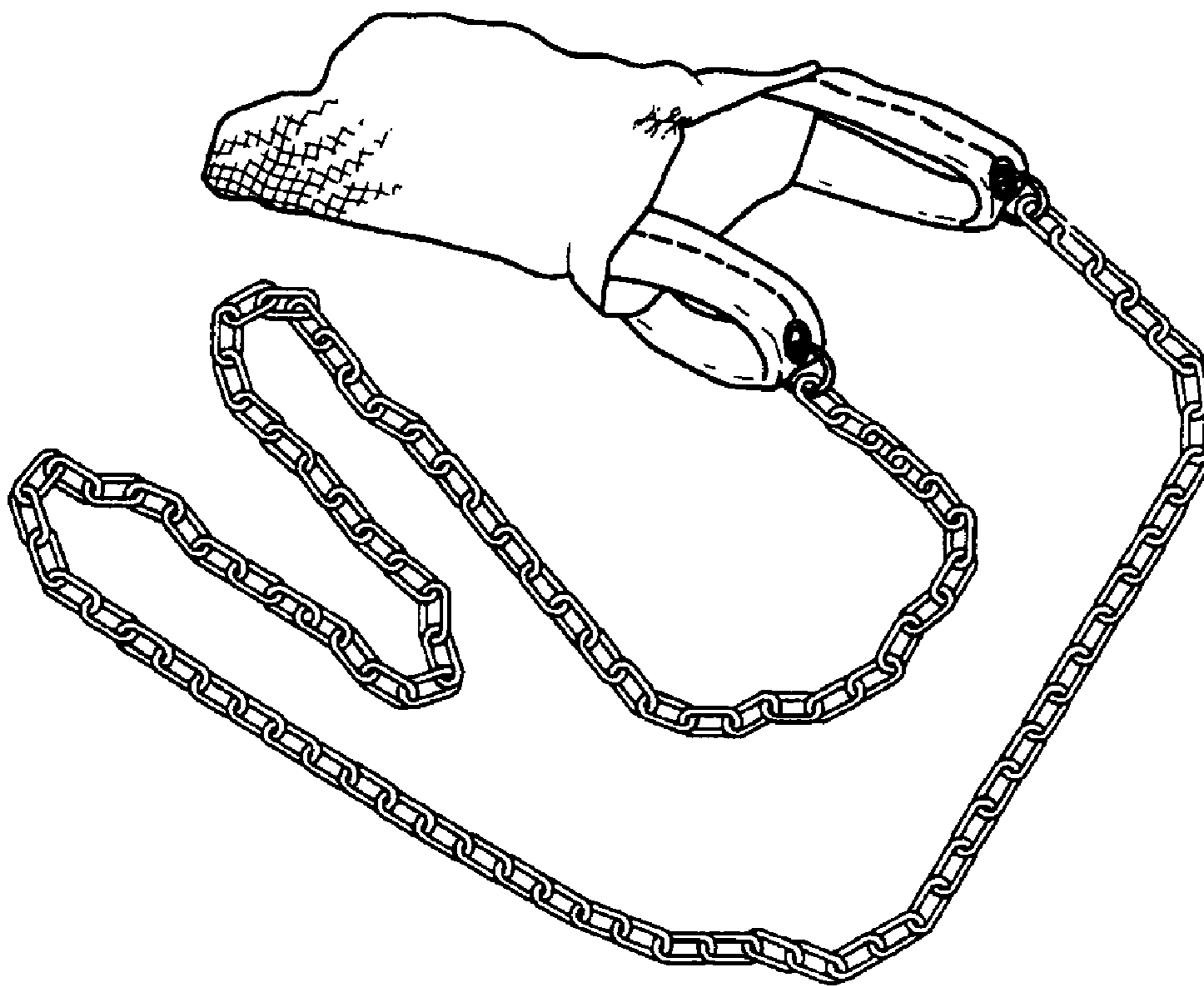


Fig. 4

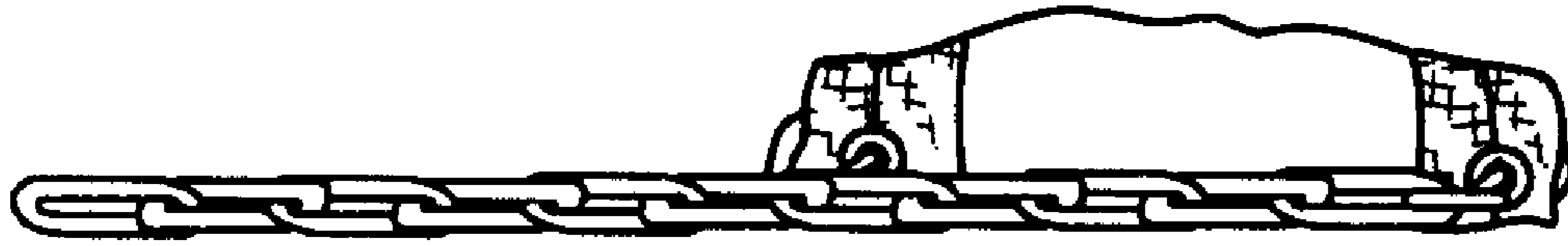


Fig. 5

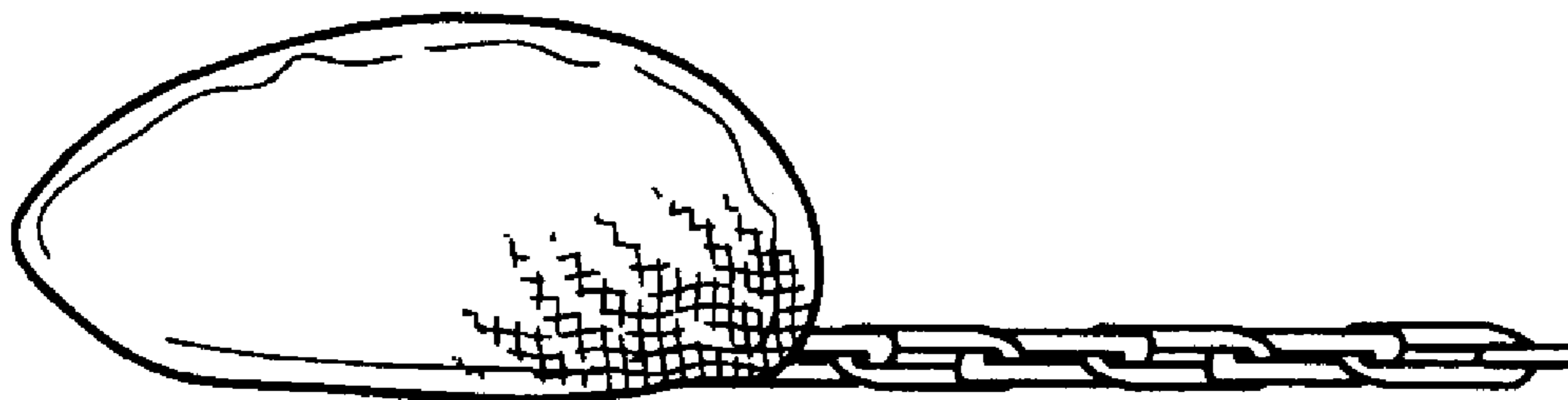


Fig. 6