



US00D547054S

(12) **United States Design Patent**
Kavovit

(10) **Patent No.:** **US D547,054 S**

(45) **Date of Patent:** **** Jul. 24, 2007**

(54) **DECORATING KIT CASE**

(75) Inventor: **Barbara Kavovit**, New York, NY (US)

(73) Assignee: **Barbara K Enterprises, Inc.**, New York, NY (US)

(**) Term: **14 Years**

(21) Appl. No.: **29/206,198**

(22) Filed: **May 27, 2004**

(51) **LOC (8) Cl.** **03-01**

(52) **U.S. Cl.** **D3/217**

(58) **Field of Classification Search** D3/216,
D3/217, 221, 224, 254, 273, 276, 283, 289,
D3/293, 299, 301, 321, 327; 224/153, 257,
224/259

See application file for complete search history.

(56) **References Cited**

U.S. PATENT DOCUMENTS

| | | | | |
|---------------|---------|----------------------|-------|---------|
| D249,594 S * | 9/1978 | Stewart | | D3/217 |
| D315,825 S * | 4/1991 | Hutton et al. | | D3/217 |
| D340,351 S * | 10/1993 | Wrath | | D3/217 |
| D341,388 S * | 11/1993 | Rocco | | D21/483 |
| 5,407,112 A * | 4/1995 | Christodoulou et al. | | 224/153 |
| D374,979 S * | 10/1996 | Roberson et al. | | D3/217 |
| D375,622 S * | 11/1996 | Croft | | D3/271 |
| D402,460 S * | 12/1998 | Moor | | D3/217 |
| D404,563 S * | 1/1999 | Rausch | | D3/216 |
| D425,698 S * | 5/2000 | Paul et al. | | D3/217 |
| D432,298 S * | 10/2000 | Markowitz | | D3/217 |
| D441,186 S * | 5/2001 | Daboudet | | D3/216 |
| D446,008 S * | 8/2001 | Schulze | | D3/217 |
| D456,601 S * | 5/2002 | Kegels | | D3/217 |
| D457,306 S * | 5/2002 | Szyf | | D3/217 |
| D470,550 S * | 2/2003 | Wyatt | | D21/658 |
| D493,283 S * | 7/2004 | Rada et al. | | D3/279 |
| D506,864 S * | 7/2005 | Fonfeder | | D3/217 |

| | | | | |
|-------------------|--------|----------------|-------|---------|
| D507,698 S * | 7/2005 | Hooper | | D3/17 |
| 7,165,705 B2 * | 1/2007 | Haro | | 224/529 |
| 2005/0045673 A1 * | 3/2005 | Godshaw et al. | | 224/153 |

* cited by examiner

Primary Examiner—Carol Rademaker

Assistant Examiner—Anna Burmeister

(74) *Attorney, Agent, or Firm*—Schweitzer Cornman Gross & Bondell LLP

(57) **CLAIM**

The ornamental design for a decorating kit case, as shown and described.

DESCRIPTION

FIG. 1 is a top, front, right side perspective view of a decorating kit case showing my new invention, shown in an opened condition;

FIG. 2 is a front elevational view thereof, shown in a closed condition;

FIG. 3 is a top plan view thereof;

FIG. 4 is a right side elevational view thereof;

FIG. 5 is a bottom plan view thereof; and,

FIG. 6 is a rear elevational view thereof.

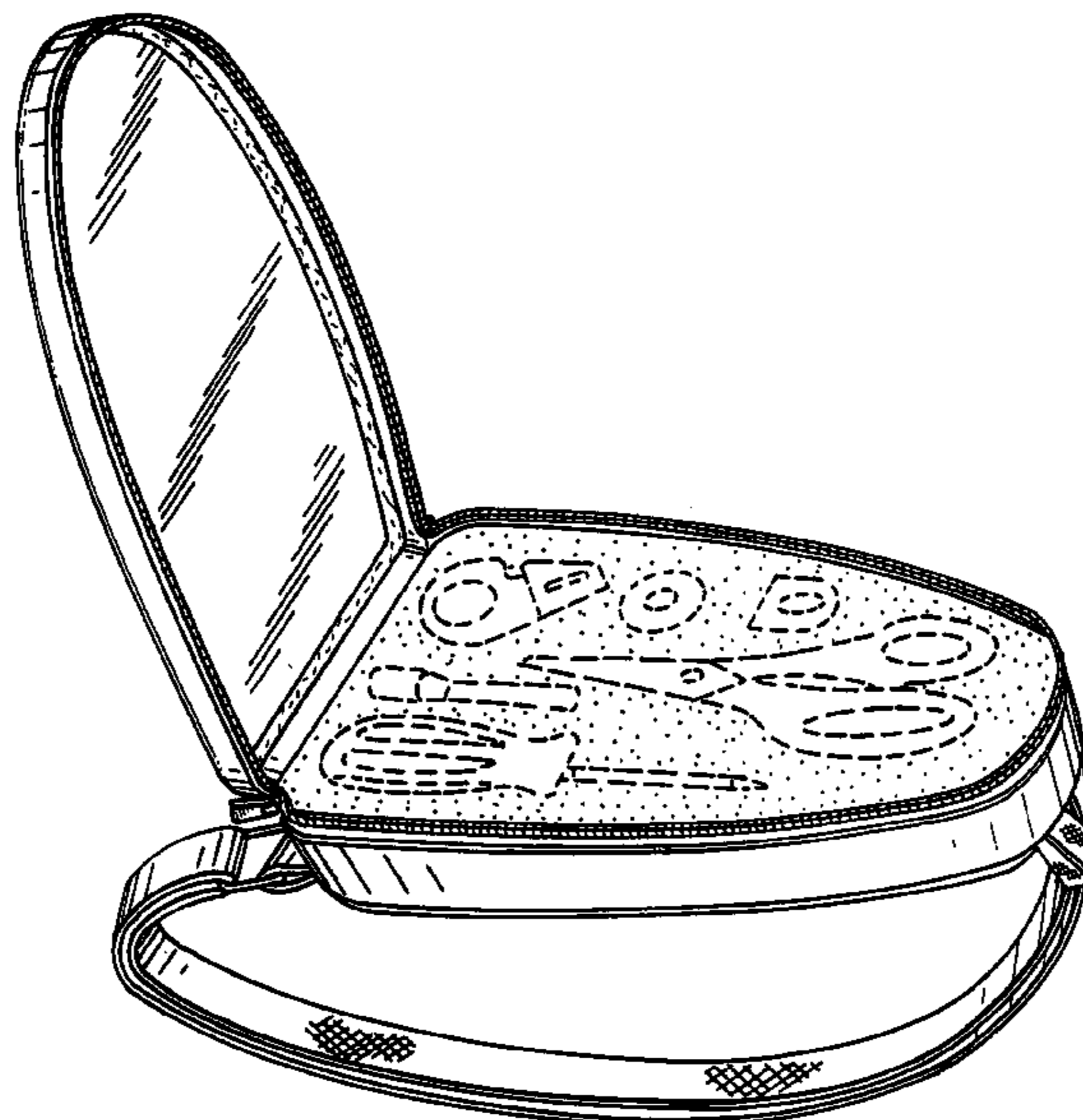
The dash-dash-dash broken lines shown in the drawings are for illustrative purposes only and form no part of the claimed design.

The cross-hatched pattern shown on the drawings represents a textured, fabric surface.

The stippled shading shown in FIG. 1 represents a contrasting surface material.

The randomly placed lines shown on the strip on the inside edge of the opened decorating kit case in FIG. 1 represents a second contrasting surface material.

1 Claim, 3 Drawing Sheets



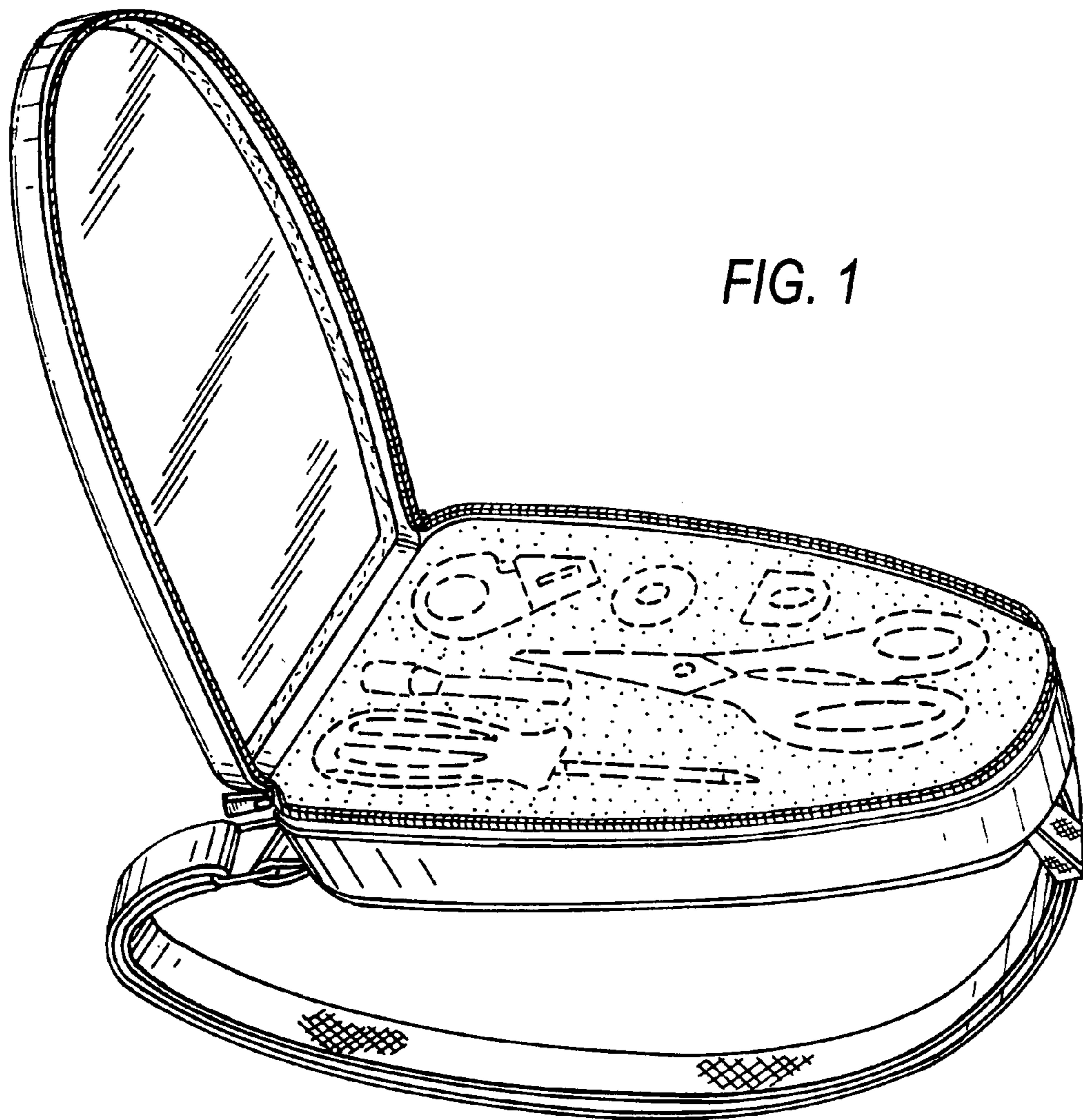


FIG. 1

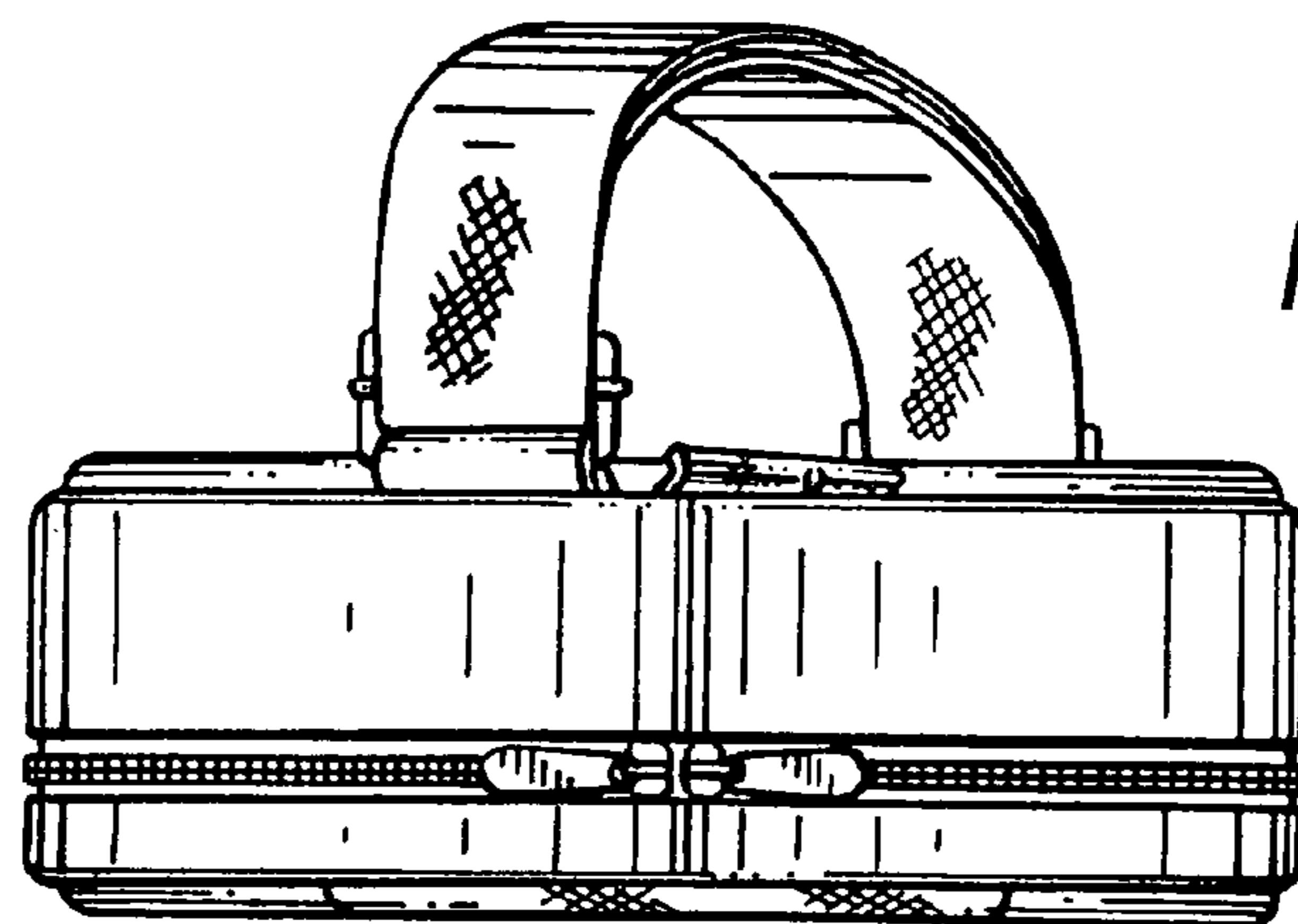


FIG. 2

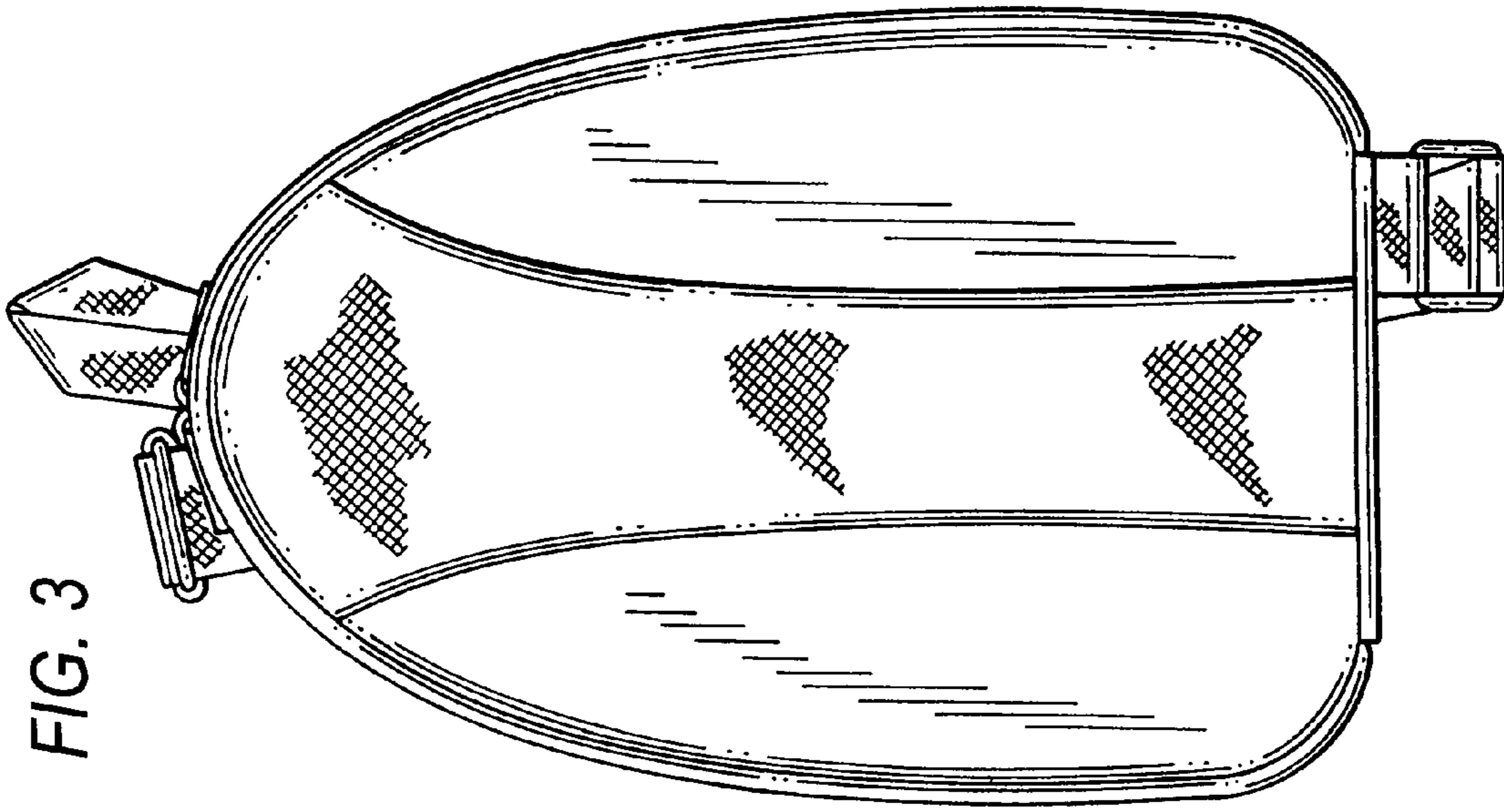


FIG. 3

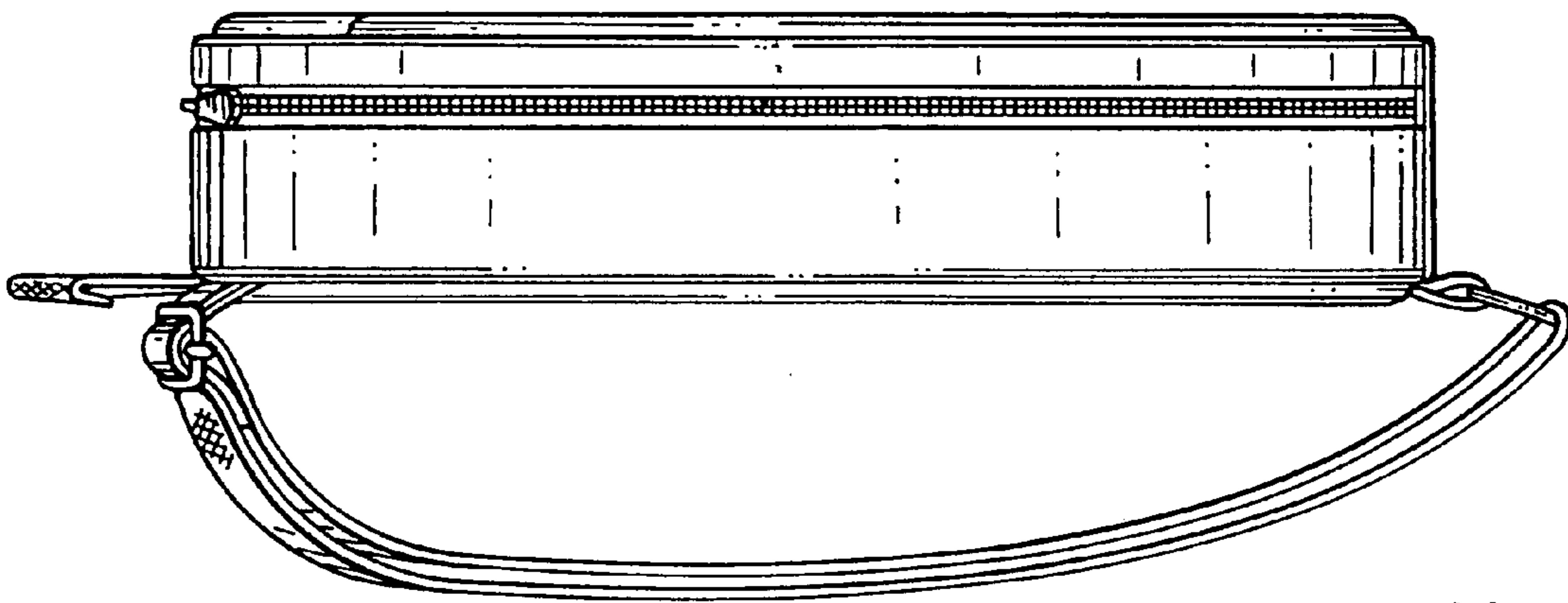


FIG. 4

FIG. 5

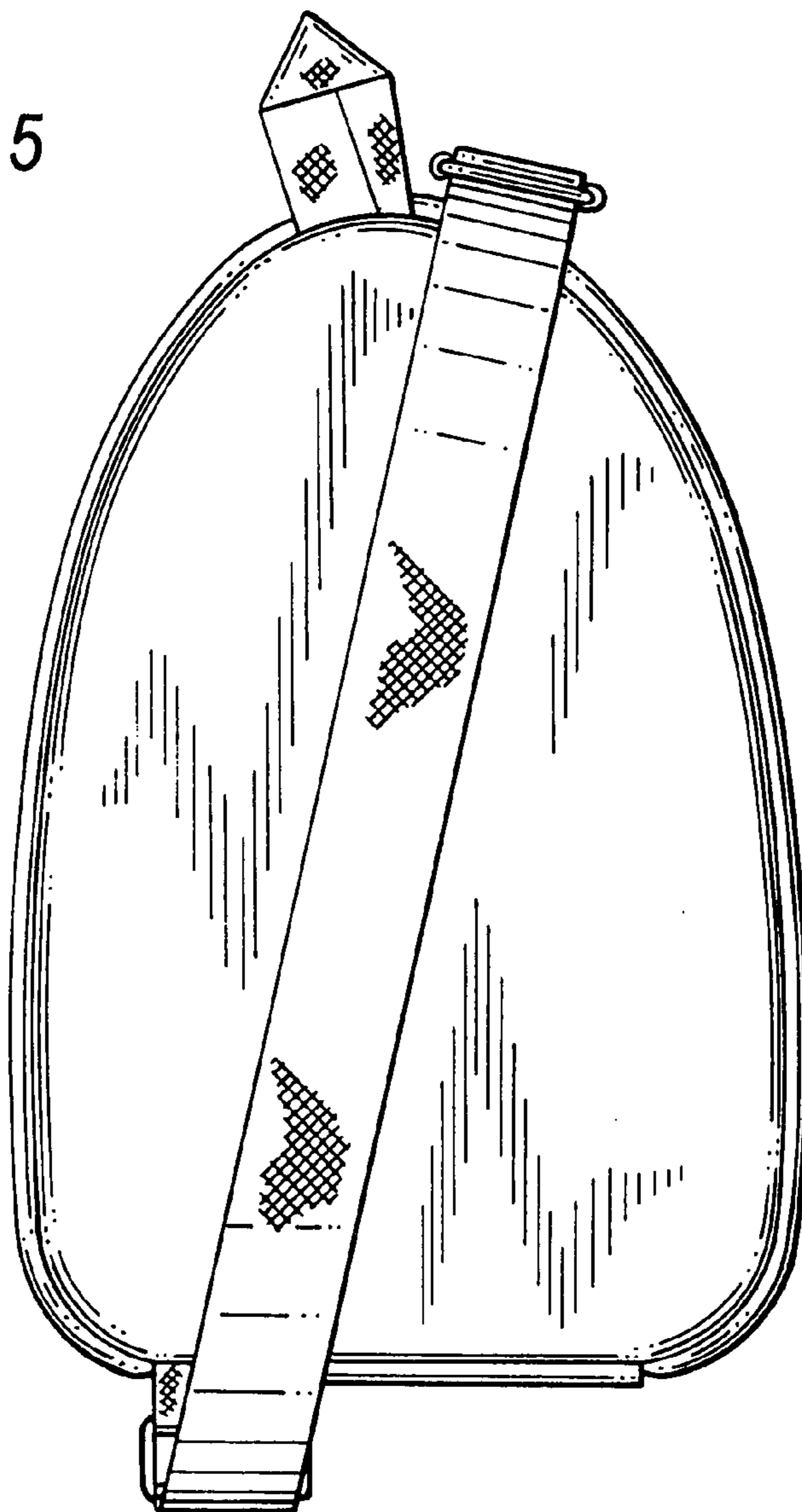


FIG. 6

