



US00D547051S

(12) **United States Design Patent**  
**Kirk, III et al.**

(10) **Patent No.:** **US D547,051 S**

(45) **Date of Patent:** **\*\* Jul. 24, 2007**

(54) **HAND HELD DISPENSER**

D509,352 S \* 9/2005 Raven et al. .... D3/203.1  
D524,037 S \* 7/2006 Van Horn et al. .... D3/203.1  
D525,025 S \* 7/2006 Van Horn ..... D3/203.1

(75) Inventors: **Karl Dallas Kirk, III**, New York, NY  
(US); **Theodore Robert Adams**,  
Dublin, OH (US)

\* cited by examiner

(73) Assignee: **Ventaira Pharmaceuticals, Inc.**,  
Columbus, OH (US)

*Primary Examiner*—Catherine R. Oliver  
(74) *Attorney, Agent, or Firm*—Mintz, Levin, Cohn, Ferris,  
Glovsky and Popeo, P.C.

(\*\*) Term: **14 Years**

(57) **CLAIM**

(21) Appl. No.: **29/260,405**

The ornamental design for a hand held dispenser, as shown  
and described.

(22) Filed: **May 24, 2006**

**DESCRIPTION**

(51) **LOC (8) Cl.** ..... **03-01**

(52) **U.S. Cl.** ..... **D3/203.1**

(58) **Field of Classification Search** ..... D3/203.1;  
D24/112–114, 121, 147, 130; 604/187, 236;  
206/363–365, 367, 537, 438, 221, 229, 37–38;  
221/186, 192, 2; D6/515; D9/341  
See application file for complete search history.

FIG. 1 is an isometric view of the hand held dispenser  
showing our new design;

FIG. 2 is a front view thereof;

FIG. 3 is a rear view thereof;

FIG. 4 is a left side view thereof;

FIG. 5 is a right side view thereof;

FIG. 6 is a top view thereof; and,

FIG. 7 is a bottom view thereof.

(56) **References Cited**

**U.S. PATENT DOCUMENTS**

D481,532 S \* 11/2003 Sayers et al. .... D3/203.1  
D496,784 S \* 10/2004 Mandel ..... D3/203.1

**1 Claim, 7 Drawing Sheets**

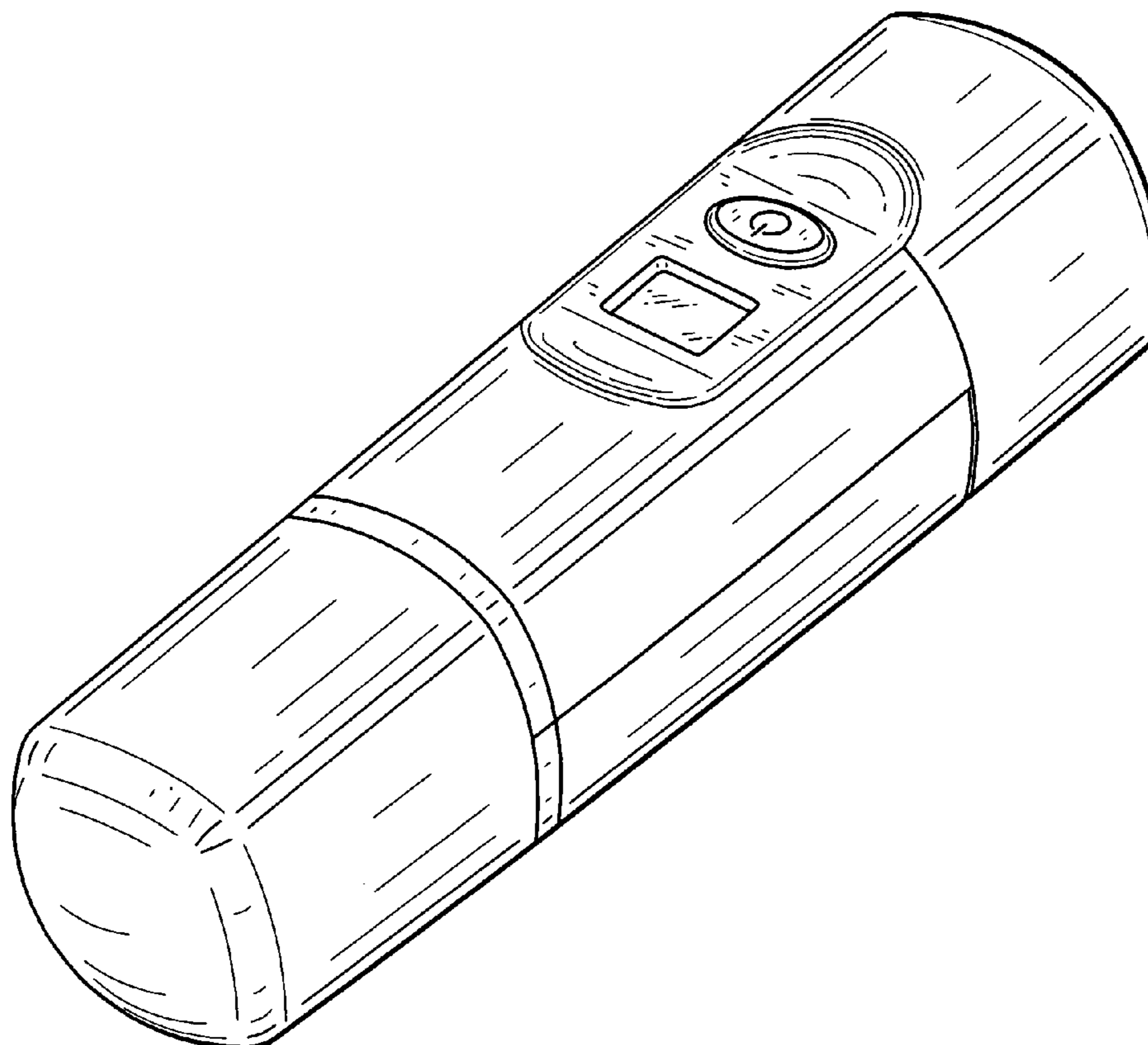


FIG. 1

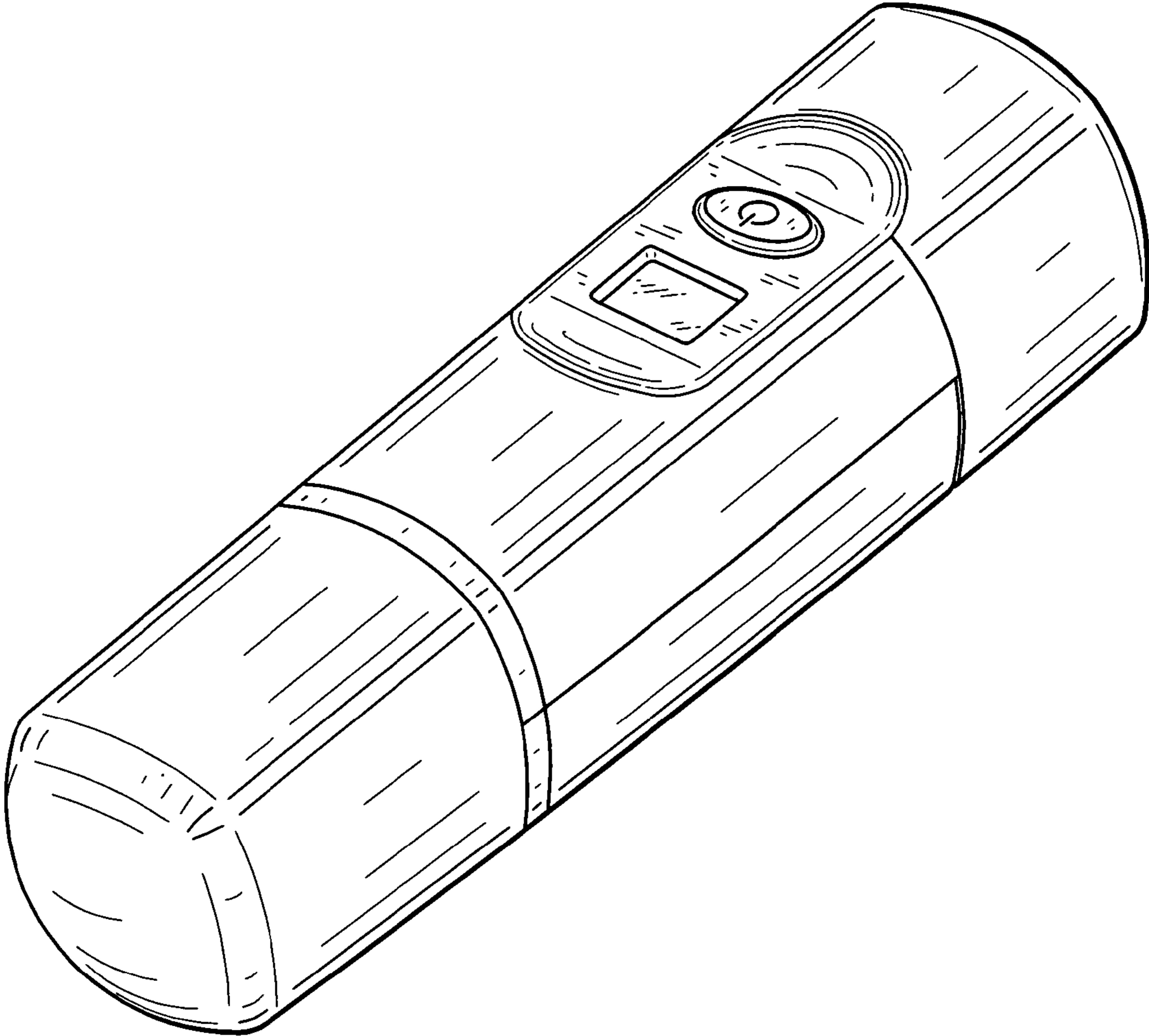


FIG. 2




FIG. 3




FIG. 4

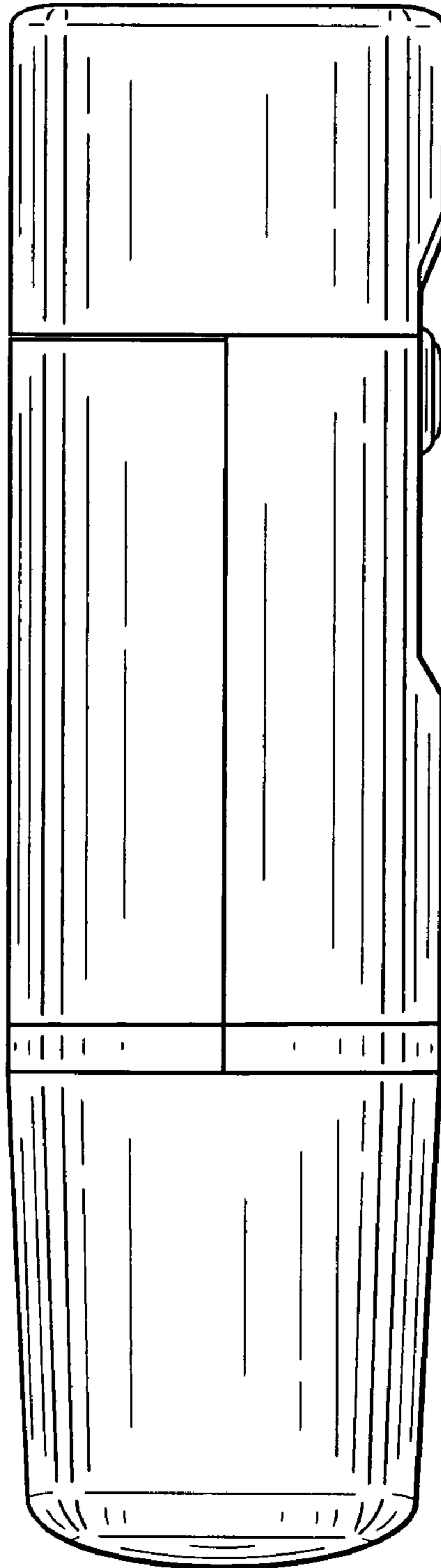


FIG. 5




FIG. 6

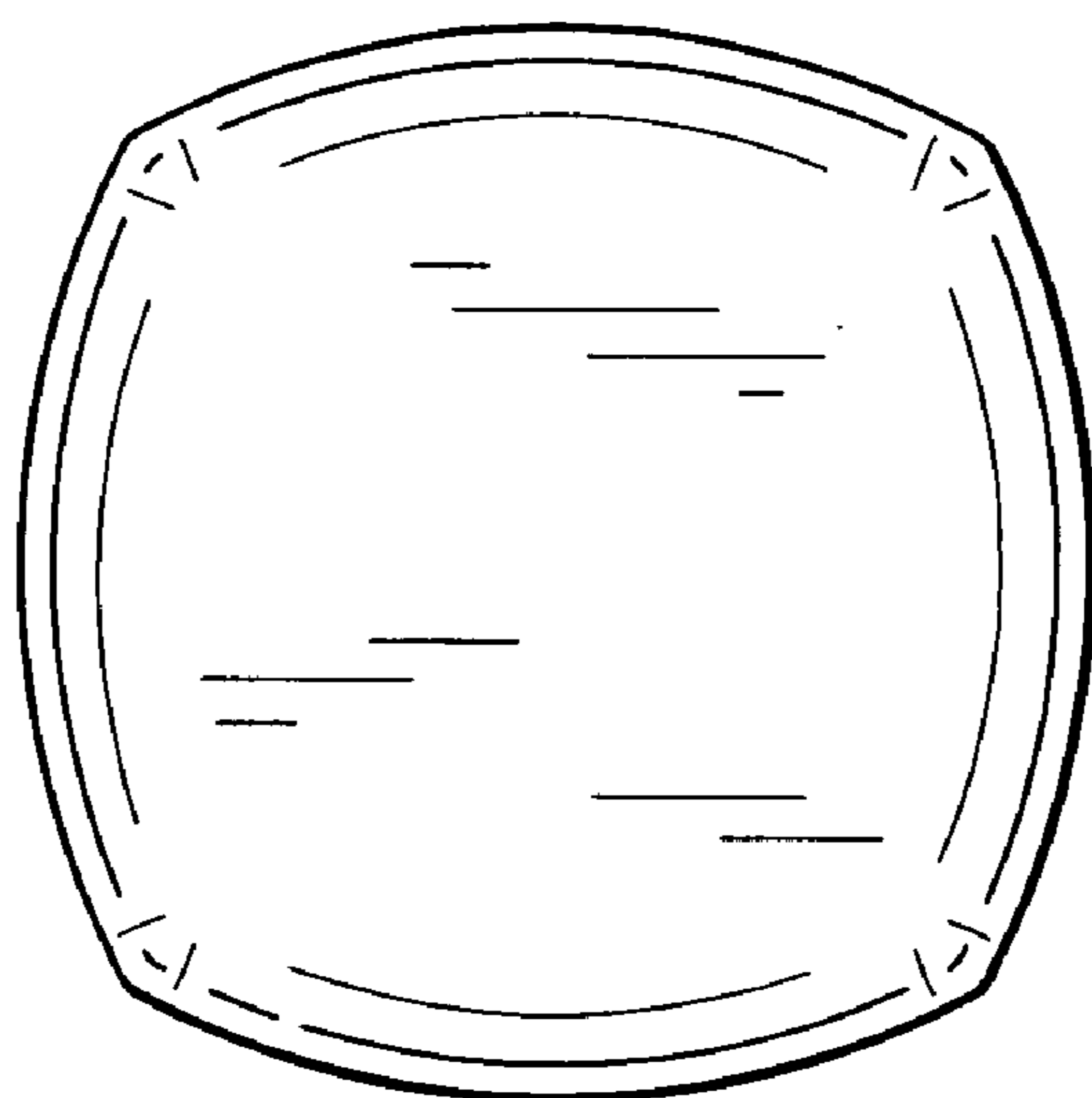


FIG. 7

