



US00D547047S

(12) **United States Design Patent** (10) **Patent No.:** **US D547,047 S**
Roulo (45) **Date of Patent:** **** Jul. 24, 2007**

(54) **PORTION OF A SHOE UPPER**
(75) Inventor: **David Roulo**, Portland, OR (US)
(73) Assignee: **Nike, Inc.**, Beaverton, OR (US)
(**) Term: **14 Years**
(21) Appl. No.: **29/276,090**
(22) Filed: **Jan. 15, 2007**

D473,369 S 4/2003 Link
D487,337 S 3/2004 Rogers
D491,347 S 6/2004 Cooper
D499,250 S 12/2004 Smith
D499,874 S * 12/2004 Panariello, Jr. D2/972
D500,195 S 12/2004 Matis
D501,072 S 1/2005 Matis et al.
D502,799 S 3/2005 Matis et al.
D503,523 S 4/2005 Matis et al.

(Continued)

(51) **LOC (8) Cl.** **02-99**
(52) **U.S. Cl.** **D2/972**
(58) **Field of Classification Search** D2/902,
D2/906-908, 943, 944, 969, 972-974; 36/45,
36/50.1, 77 M, 77 R, 83, 88, 113, 114, 126-131
See application file for complete search history.

OTHER PUBLICATIONS

Nike Footwear Catalog, Summer 2007, pp. M5 M6, M18, M20 and B207, published Sep. 2006.
Nike Footwear Catalog, Fall 2004, p. M35, published Nov. 2003.
Nike Footwear Catalog, Spring 2002, p. M26, published Jun. 2001.
Nike Footwear Catalog, Holiday 1999, p. M42, published Mar. 1999.

(56) **References Cited**
U.S. PATENT DOCUMENTS

Primary Examiner—Dominic Simone
(74) *Attorney, Agent, or Firm*—Banner & Witcoff, Ltd.

D194,833 S 3/1963 Pool
4,255,876 A 3/1981 Johnson
4,327,503 A 5/1982 Johnson
D278,281 S 4/1985 Dreir et al.
D283,463 S 4/1986 Chassaing
D284,039 S 6/1986 Yoshitake
D284,043 S 6/1986 Lowe, Jr. et al.
D296,611 S 7/1988 Brown et al.
D335,386 S 5/1993 Greene
D337,649 S 7/1993 Greene
D343,722 S 2/1994 Lucas
D401,756 S 12/1998 Avar
D413,013 S 8/1999 Koh
D413,720 S 9/1999 Smith, III
D414,599 S 10/1999 Doxey
D420,212 S 2/2000 Duclos et al.
D420,505 S * 2/2000 Lupo D2/972
D437,478 S 2/2001 Cadet
D447,617 S * 9/2001 Matis et al. D2/969
D467,410 S 12/2002 Mervar


(57) **CLAIM**

The ornamental design for a portion of a shoe upper, as shown and described.

DESCRIPTION

FIG. 1 is a perspective view of a portion of a shoe upper showing my new design;
FIG. 2 is a second perspective view thereof; and,
FIG. 3 is a side view thereof.
The even broken lines immediately adjacent to the shaded area represent unclaimed boundaries of the design. The uneven broken line showing of the remainder of the shoe is for illustrative purposes only and forms no part of the claimed design.

1 Claim, 3 Drawing Sheets



US D547,047 S

Page 2

U.S. PATENT DOCUMENTS

D503,526 S	4/2005	Matis et al.		
D505,254 S	5/2005	Link		
D512,212 S *	12/2005	Hatfield	D2/972	
D512,826 S	12/2005	Hatfield		
D513,554 S	1/2006	Matis et al.		
D514,297 S	2/2006	Matis et al.		
D519,269 S	4/2006	Matis et al.		
D522,736 S *	6/2006	Teague	D2/972	* cited by examiner
D523,615 S	6/2006	Burg		
D524,032 S	7/2006	Edwards		
D524,534 S	7/2006	Edwards		
D528,767 S *	9/2006	Link	D2/972	
D531,398 S *	11/2006	Petrie	D2/973	
D537,242 S *	2/2007	Madore	D2/972	
D539,026 S *	3/2007	DiTullo, Jr.	D2/972	

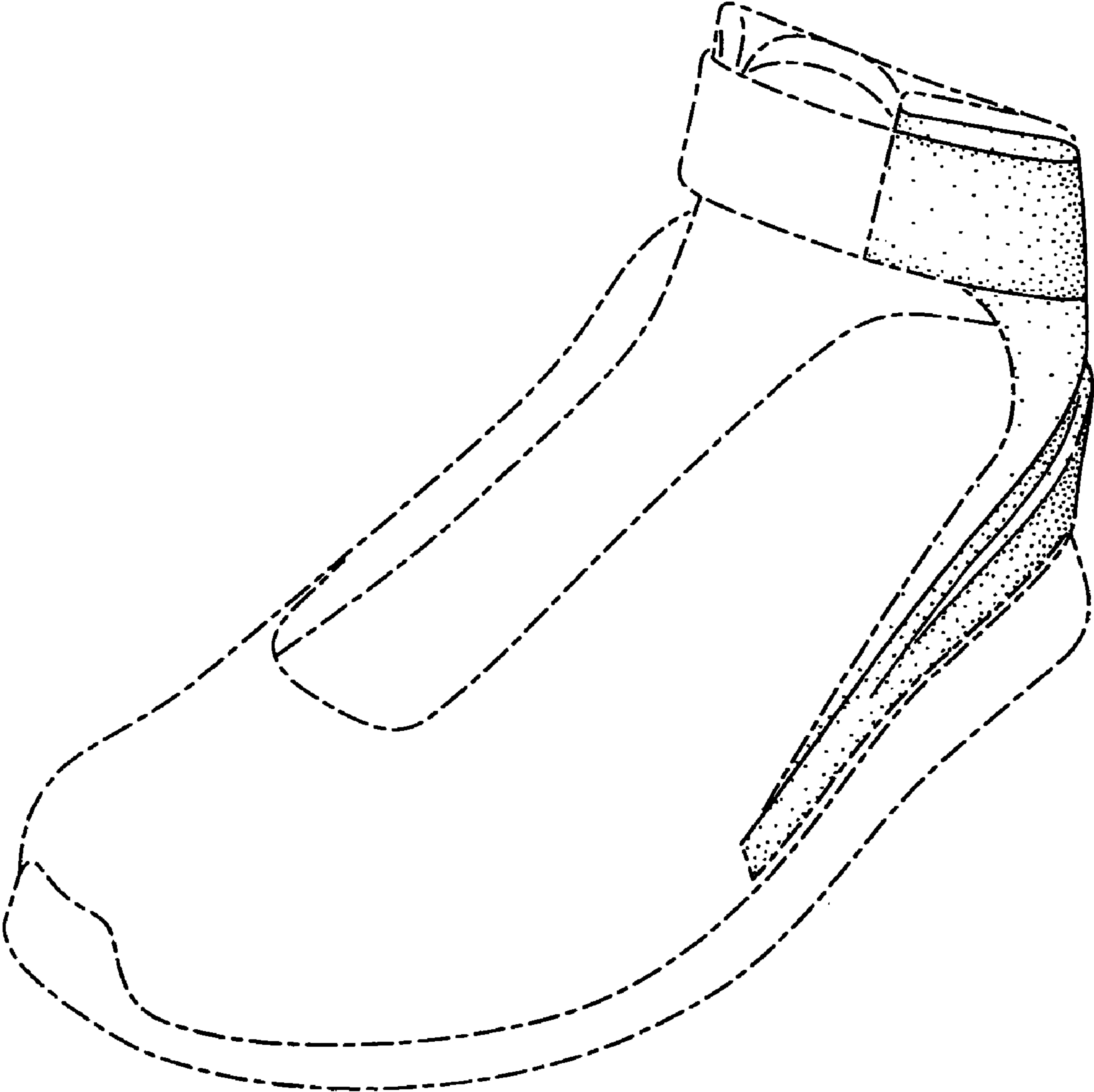


FIG. 1

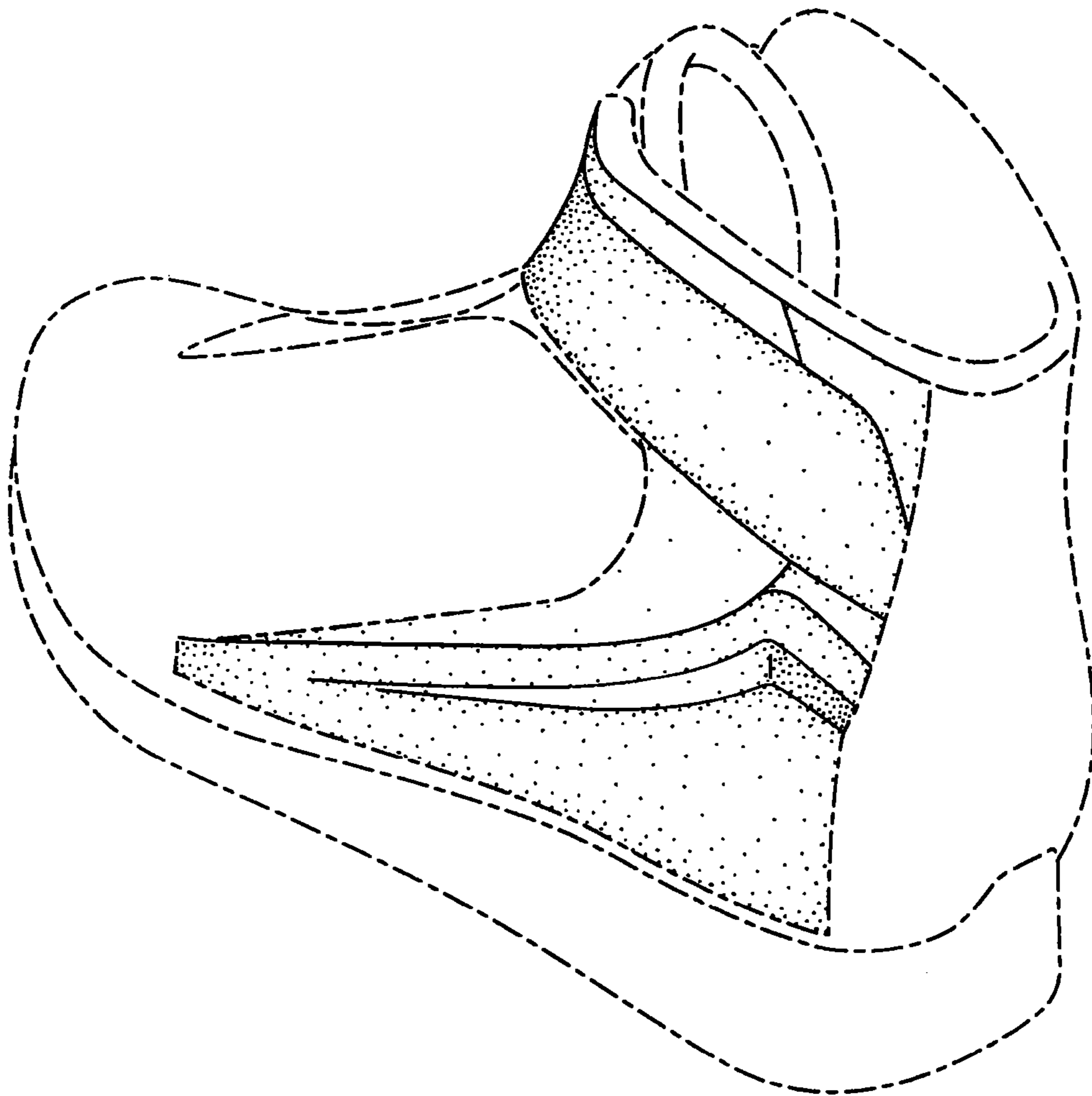


FIG. 2

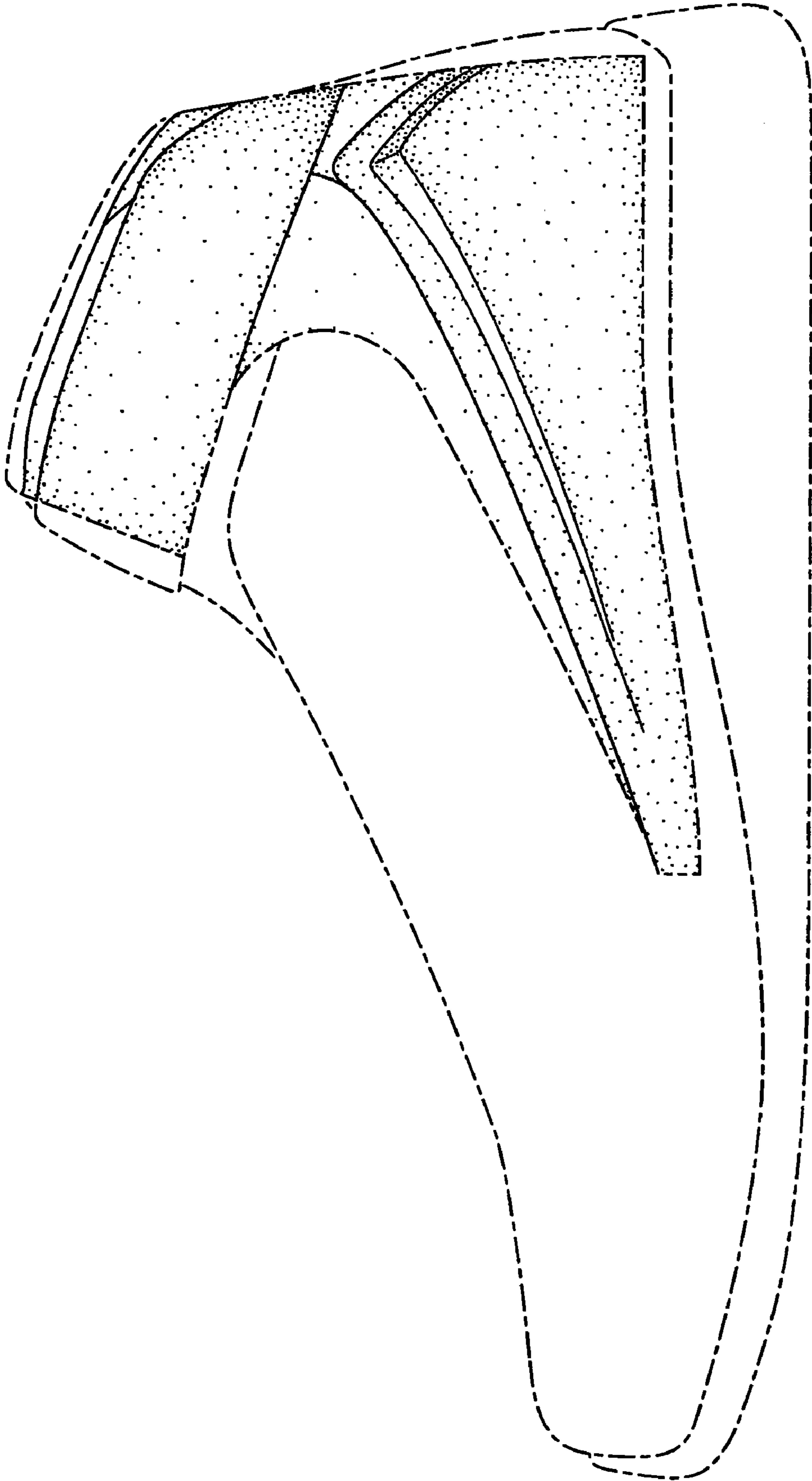


FIG. 3