

US00D547045S

(12) **United States Design Patent**  
**Belley et al.**

(10) **Patent No.:** **US D547,045 S**

(45) **Date of Patent:** **\*\* Jul. 24, 2007**

(54) **FOOTWEAR UPPER**

(75) Inventors: **Manon Belley**, Laval (CA);  
**Annamaria Furlanetto**, Montebelluna  
(IT)

(73) Assignee: **Wolverine World Wide, Inc.**,  
Rockford, MI (US)

(\*\*) Term: **14 Years**

(21) Appl. No.: **29/260,070**

(22) Filed: **May 18, 2006**

(51) **LOC (8) Cl.** ..... **02-04**

(52) **U.S. Cl.** ..... **D2/969; D2/916**

(58) **Field of Classification Search** ..... D2/969,  
D2/896, 900-907, 916-919, 972-974; 12/142 S;  
36/45, 50.1, 113, 114, 126-131, 83, 88, 77 M,  
36/77 R, 169

See application file for complete search history.

(56) **References Cited**

**U.S. PATENT DOCUMENTS**

- 2,167,035 A \* 7/1939 Westheimer ..... 36/169
- D371,897 S \* 7/1996 Bishop ..... D2/969
- D381,797 S \* 8/1997 Bishop ..... D2/969
- D421,330 S 3/2000 Lavertue et al.
- D435,335 S \* 12/2000 Dean ..... D2/969
- D437,677 S 2/2001 Matis et al.
- D444,936 S 7/2001 Matis et al.
- D451,663 S 12/2001 Haas
- D455,003 S 4/2002 Rogers et al.
- D461,042 S \* 8/2002 Urie et al. .... D2/969
- D461,301 S 8/2002 Urie
- D461,949 S 8/2002 Urie et al.
- D486,628 S 2/2004 Le et al.

- D487,620 S 3/2004 Robbins
- D500,403 S 1/2005 Belley et al.
- D504,010 S 4/2005 Le et al.
- D504,557 S 5/2005 Bandini et al.
- D504,558 S 5/2005 Le et al.

**OTHER PUBLICATIONS**

Merrell Fall 2005 Catalog, pp. 57, 73, 81.

\* cited by examiner

*Primary Examiner*—Stella Reid

*Assistant Examiner*—Rashida C. McCoy

(74) *Attorney, Agent, or Firm*—Warner Norcross & Judd  
LLP

(57) **CLAIM**

The ornamental design for footwear upper, as shown and described.

**DESCRIPTION**

FIG. 1 is a perspective view of the footwear upper embodying the new design;

FIG. 2 is a top view thereof;

FIG. 3 is a right side view thereof;

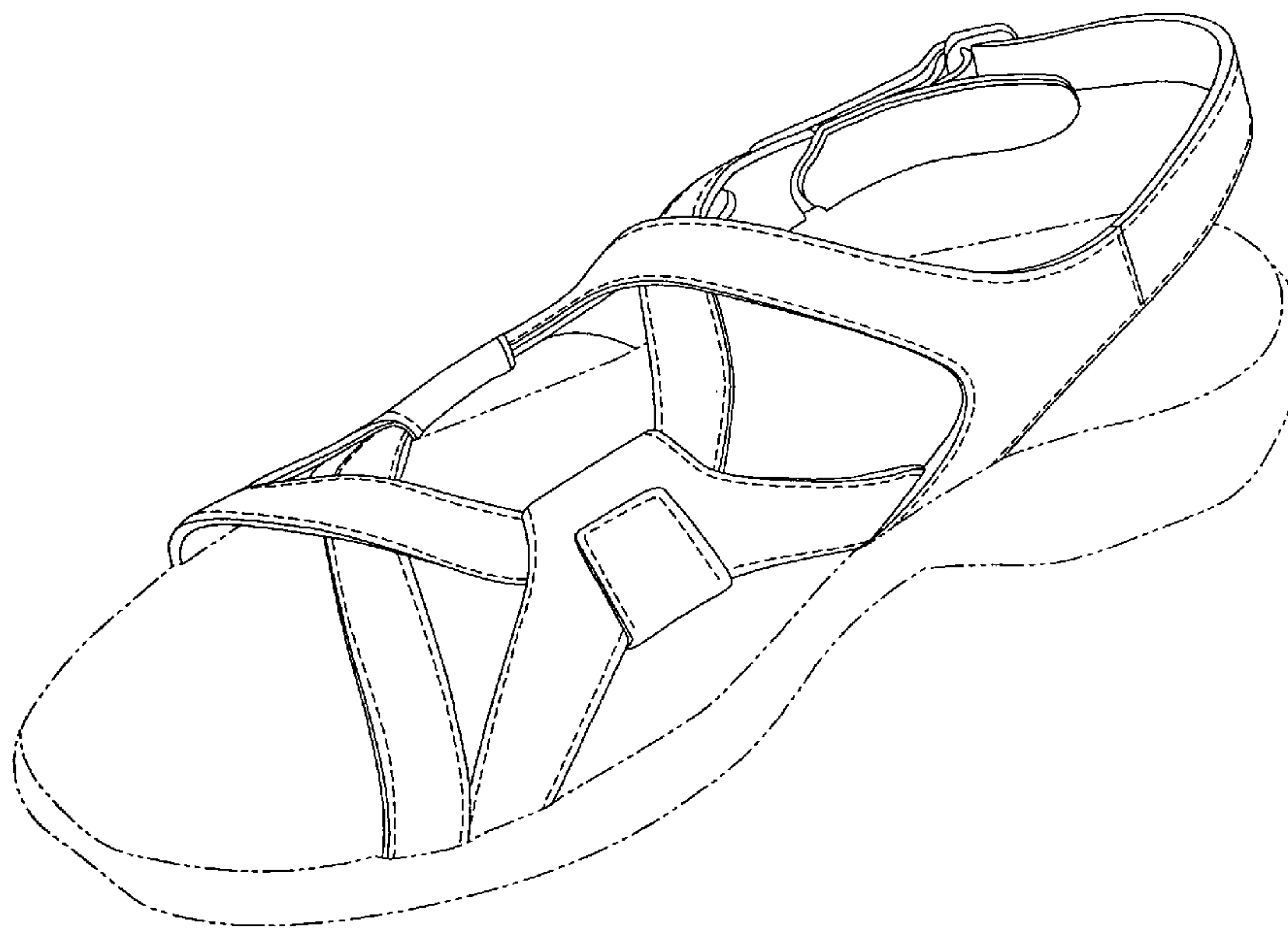
FIG. 4 is a left side view thereof;

FIG. 5 is a front view thereof; and,

FIG. 6 is a rear view thereof.

FIGS. 1-6 show features of an article of footwear in phantom lines. These features are shown for environmental purposes and do not form any part of the claimed design. Further, the phantom lines immediately adjacent the solid-line portions of the design form the boundary of the design, with the phantom lines forming no part of the claimed design.

**1 Claim, 4 Drawing Sheets**



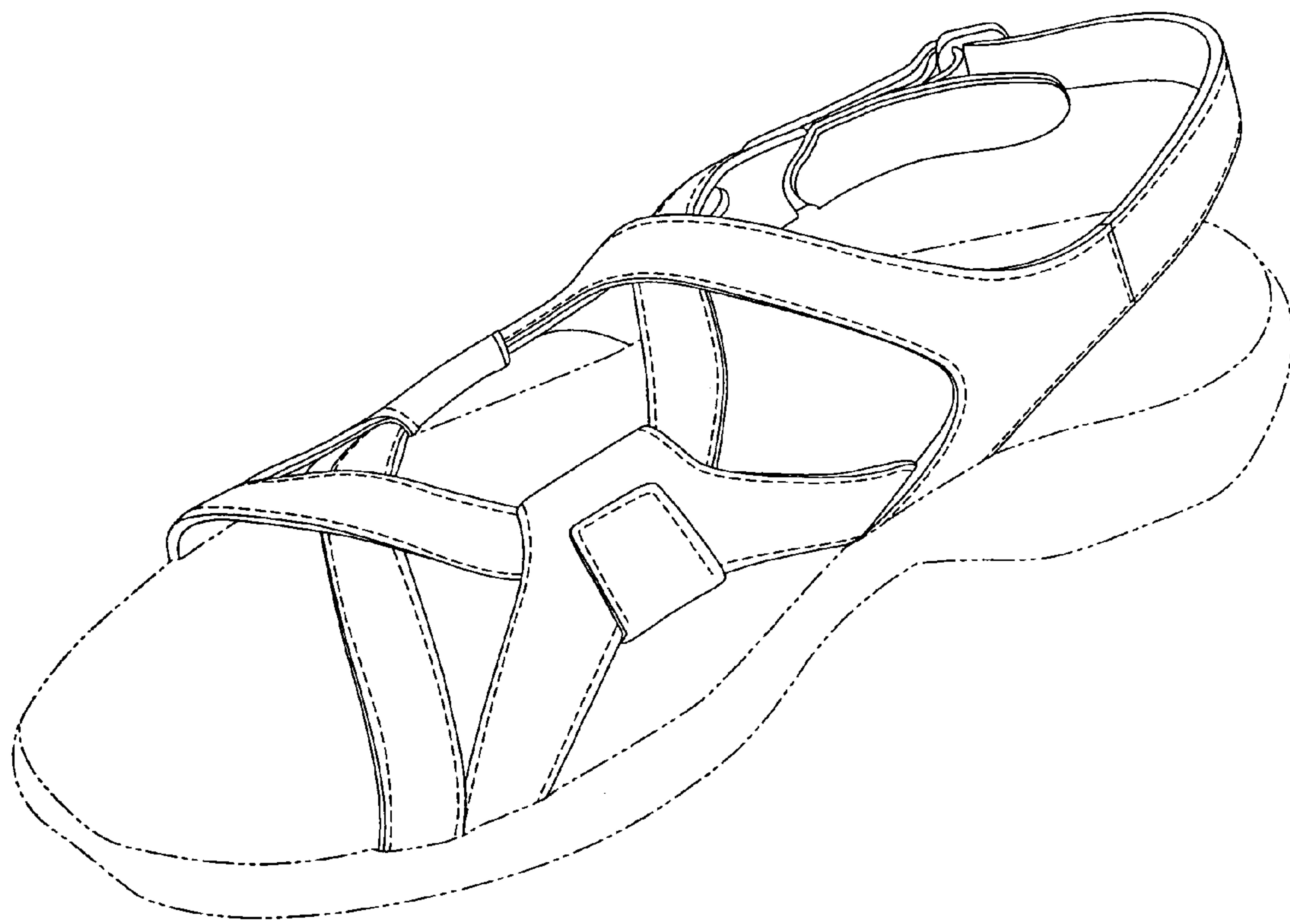


Fig. 1

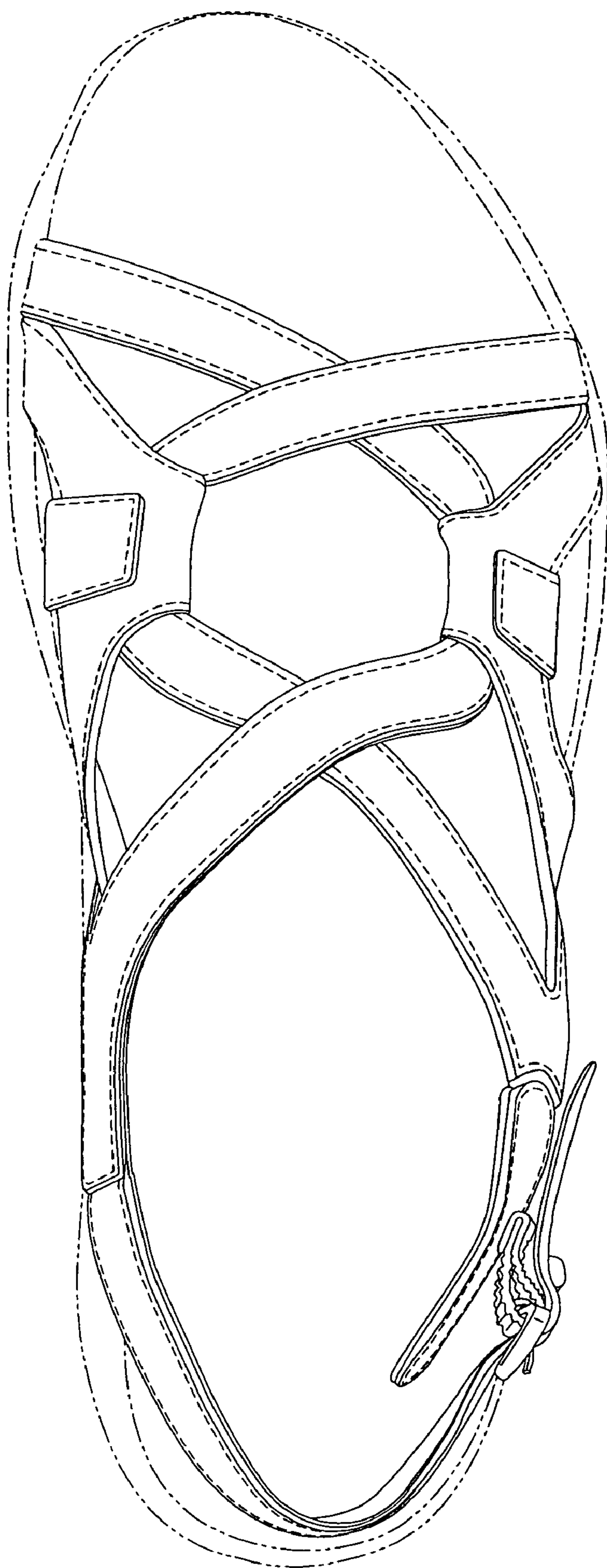


Fig.2

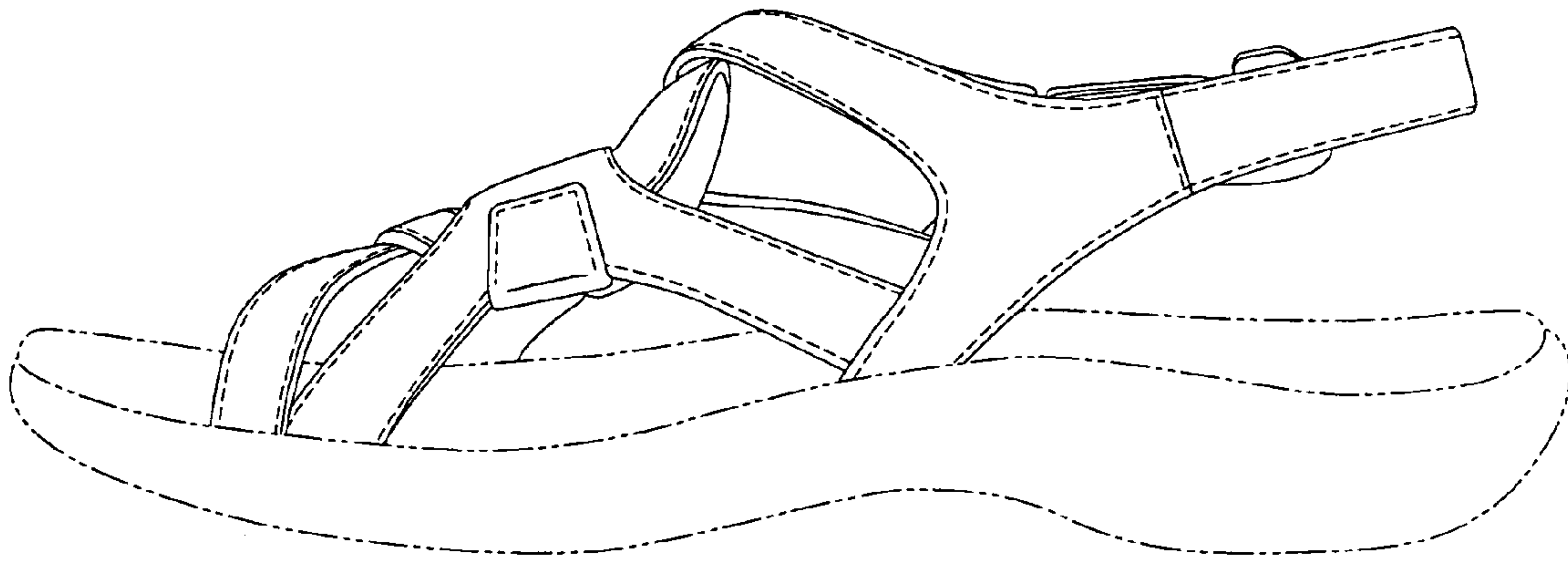


Fig.3

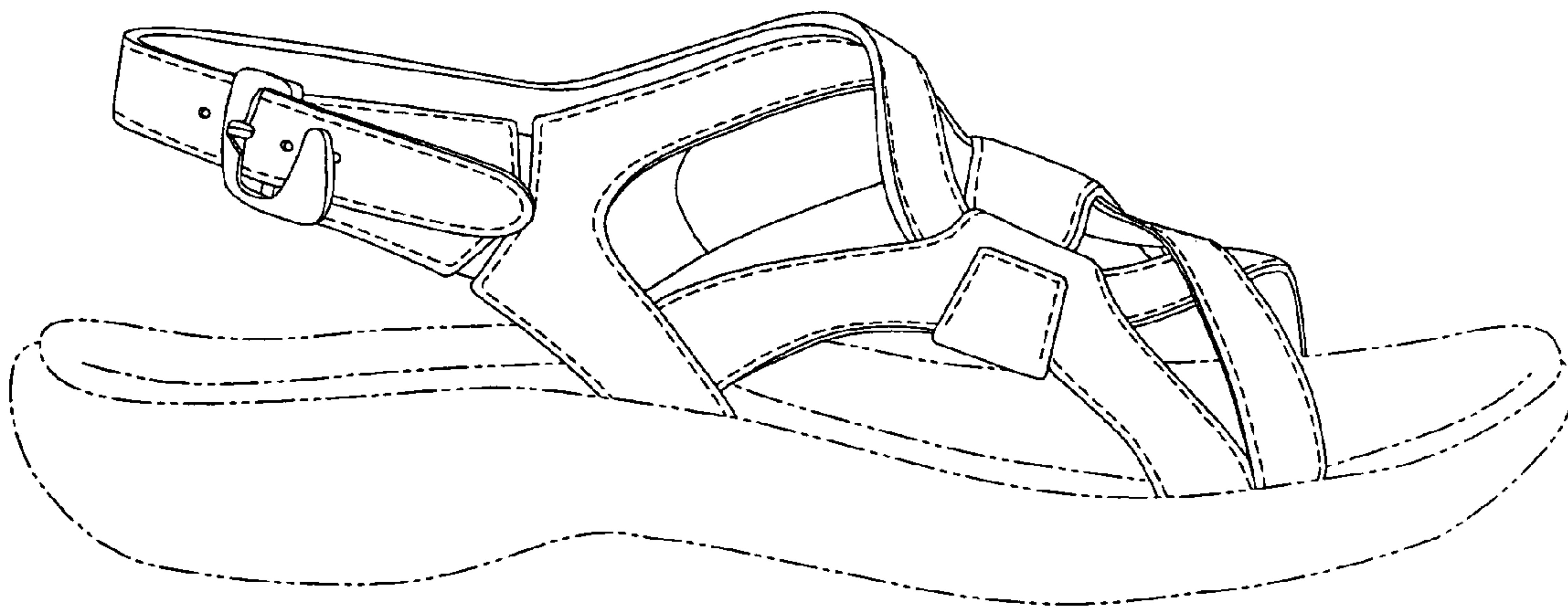


Fig.4



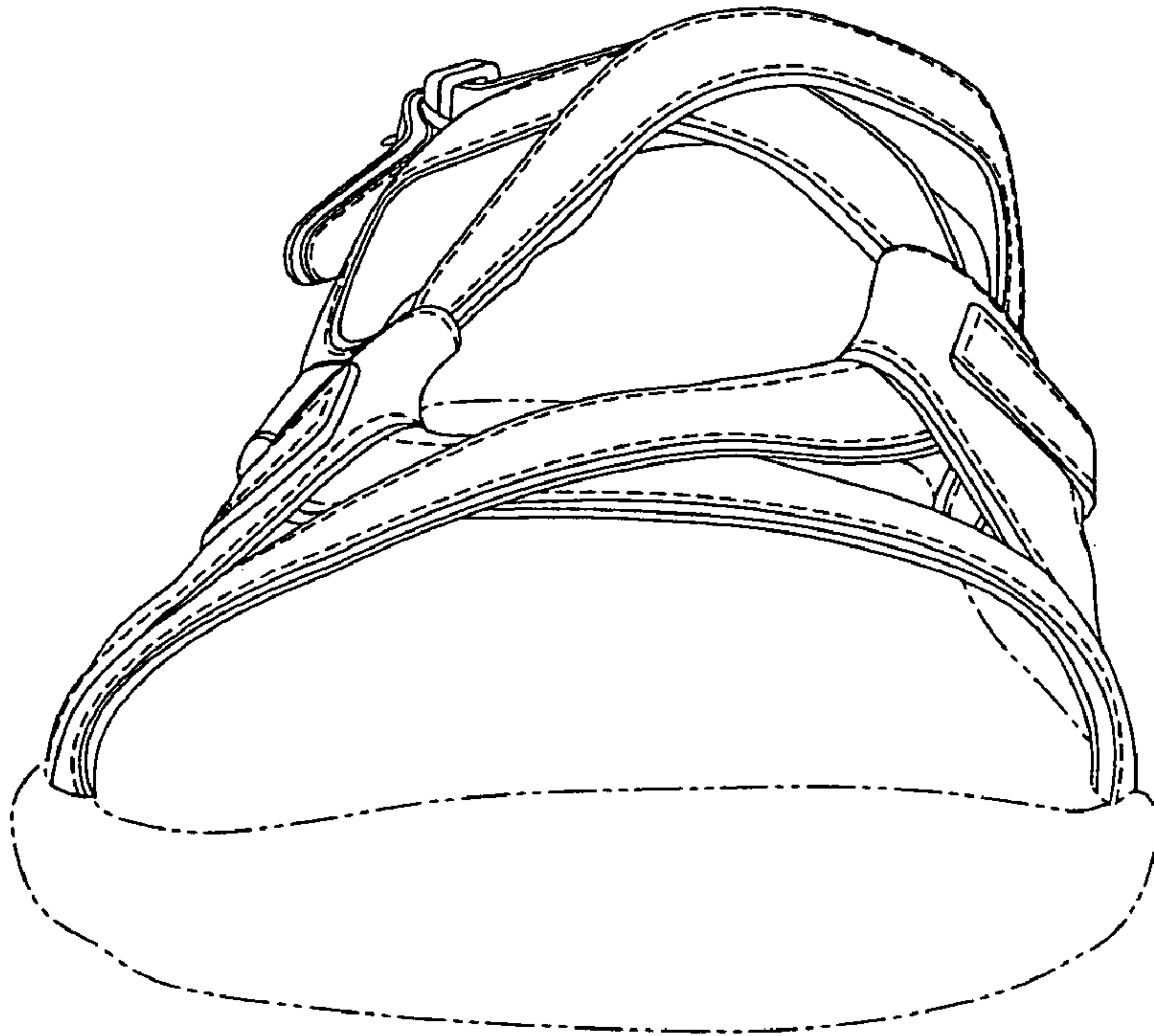


Fig.5

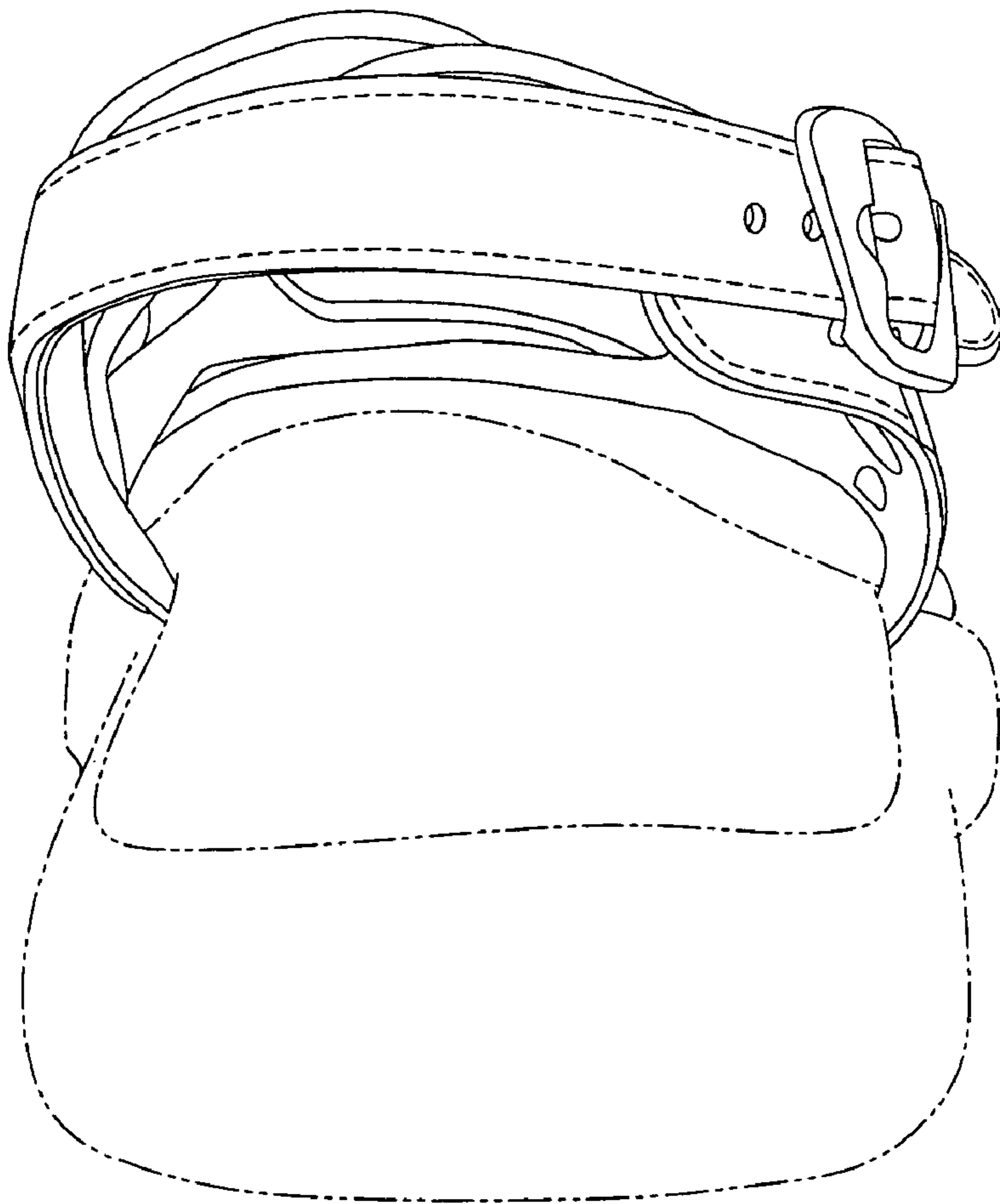


Fig.6