

US00D547042S

(12) **United States Design Patent**
Belley et al.

(10) **Patent No.:** **US D547,042 S**
(45) **Date of Patent:** **** Jul. 24, 2007**

(54) **FOOTWEAR UPPER**

(75) Inventors: **Manon Belley**, Laval (CA); **Martin W. F. Dean**, St Albans (GB)

(73) Assignee: **Wolverine World Wide, Inc.**,
Rockford, MI (US)

(**) Term: **14 Years**

(21) Appl. No.: **29/242,703**

(22) Filed: **Nov. 14, 2005**

(51) **LOC (8) Cl.** **02-99**

(52) **U.S. Cl.** **D2/969**

(58) **Field of Classification Search** D2/902,
D2/903, 906-908, 943, 944, 969, 972-974;
36/45, 50.1, 77 M, 77 R, 83, 88, 113, 114,
36/126-131
See application file for complete search history.

(56) **References Cited**

U.S. PATENT DOCUMENTS

2,287,985	A *	6/1942	Gookin	36/50.1
D149,139	S *	3/1948	Parker	D2/902
D173,030	S *	9/1954	Hoza	D2/902
D233,805	S *	12/1974	Kubo	D2/902
D247,267	S *	2/1978	Dolinsky	D2/908
D296,033	S *	6/1988	Brown et al.	D2/969
D501,070	S *	1/2005	Belley et al.	D2/969

OTHER PUBLICATIONS

Wolverine 1997 Catalog, pp. 9, 10.

* cited by examiner

Primary Examiner—Dominic Simone

(74) *Attorney, Agent, or Firm*—Warner Norcross & Judd
LLP

(57) **CLAIM**

The ornamental design for footwear upper, as shown and described.

DESCRIPTION

FIG. 1 is a perspective view of the footwear upper embodying the new design;

FIG. 2 is a top plan view thereof;

FIG. 3 is a right side view thereof;

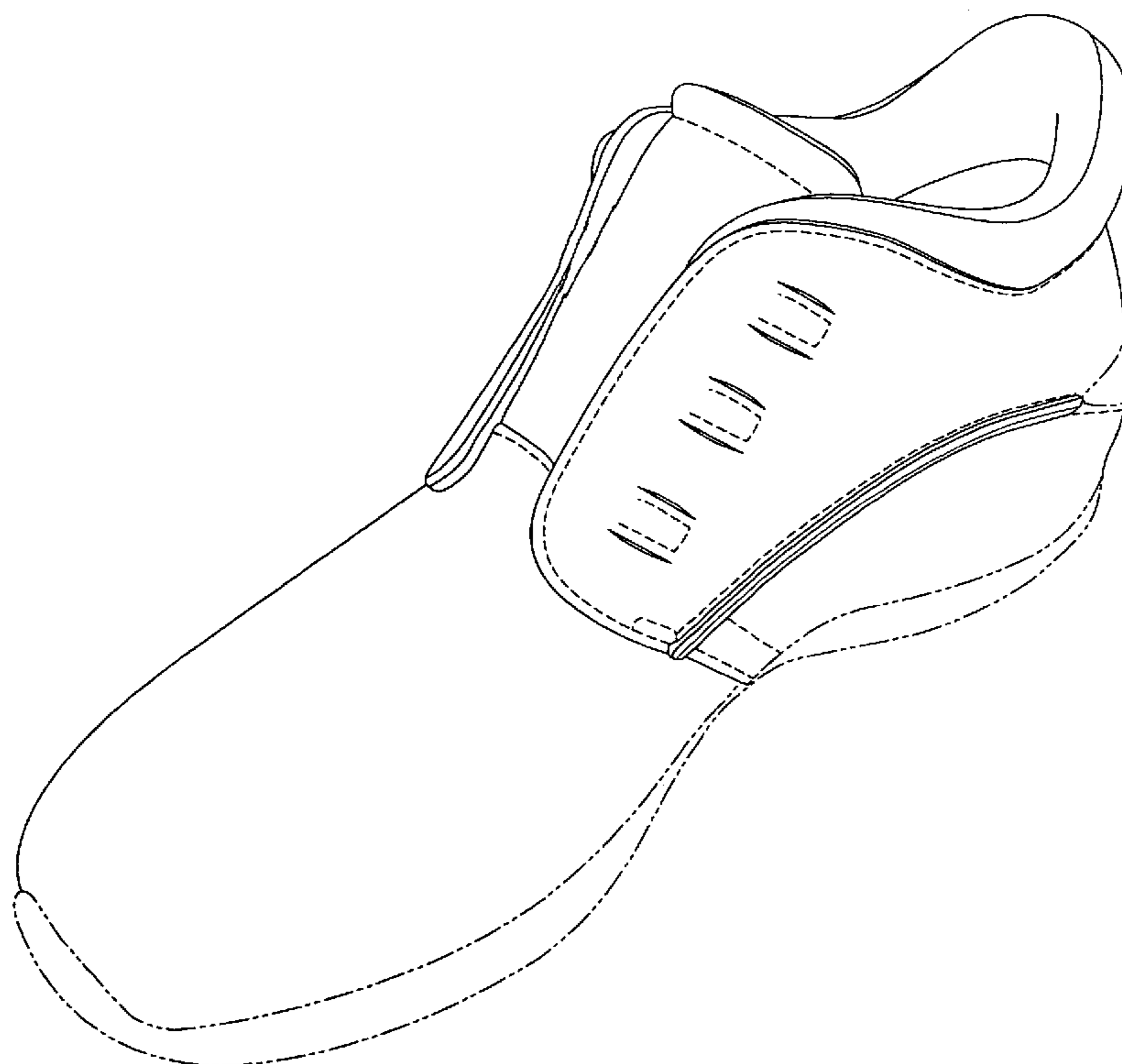
FIG. 4 is a left side view thereof;

FIG. 5 is a front view thereof; and,

FIG. 6 is a rear view thereof.

FIGS. 1-6 show features of an article of footwear in phantom lines. These features are shown for environmental purposes and do not form any part of the claimed design. Further, the phantom lines immediately adjacent the solid-line portions of the design form the boundary of the design, with the phantom lines forming no part of the claimed design.

1 Claim, 4 Drawing Sheets



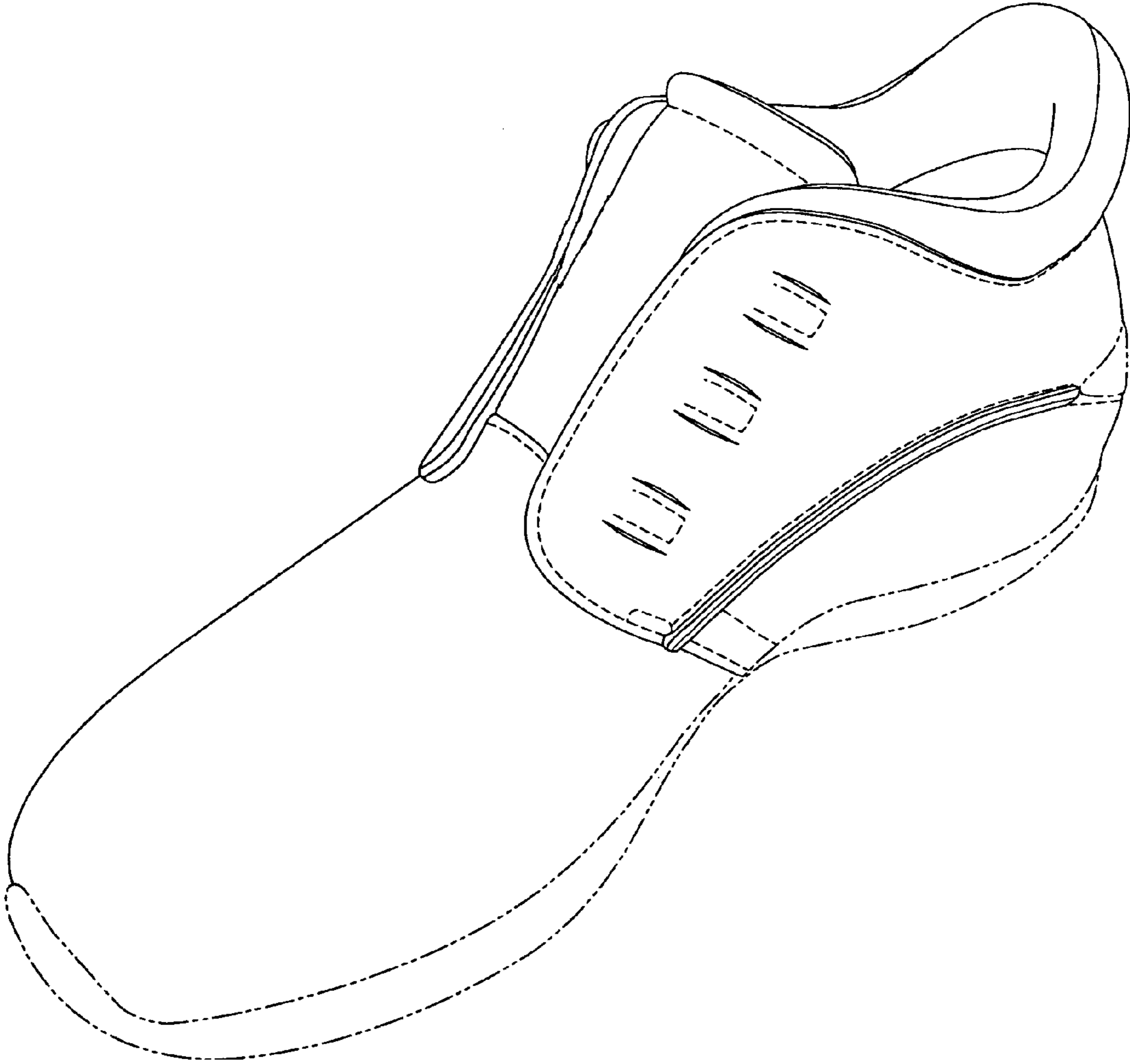


Fig. 1

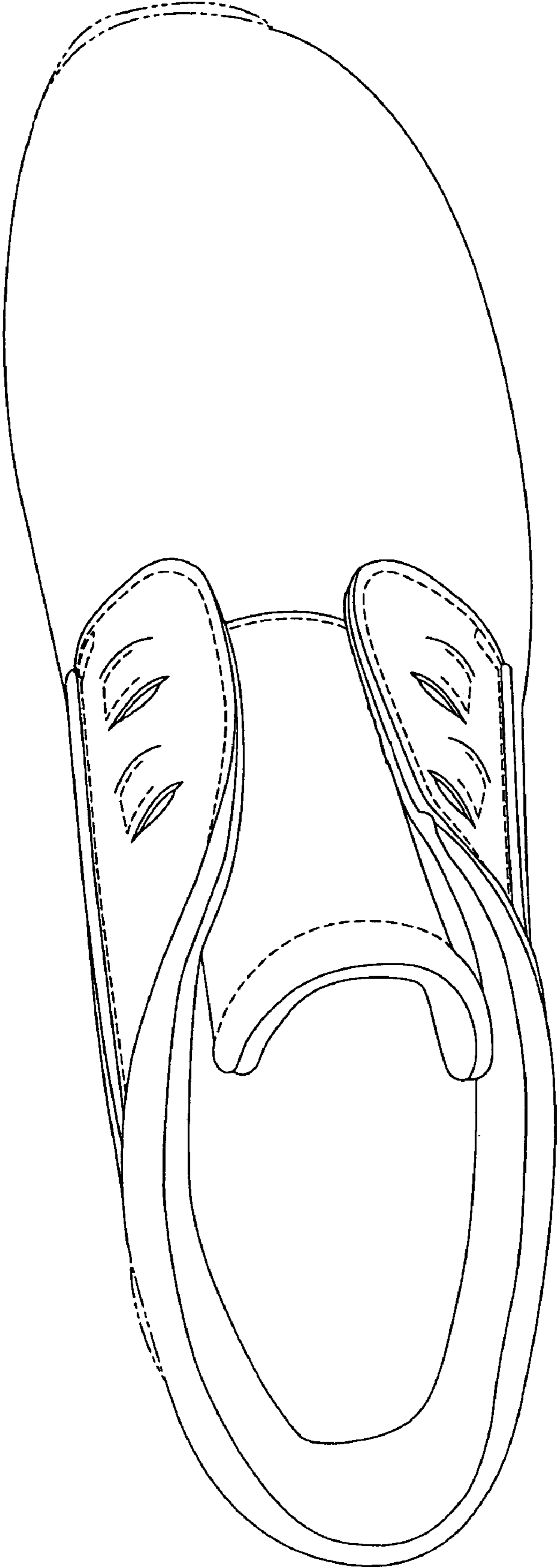


Fig. 2




Fig. 3




Fig. 4

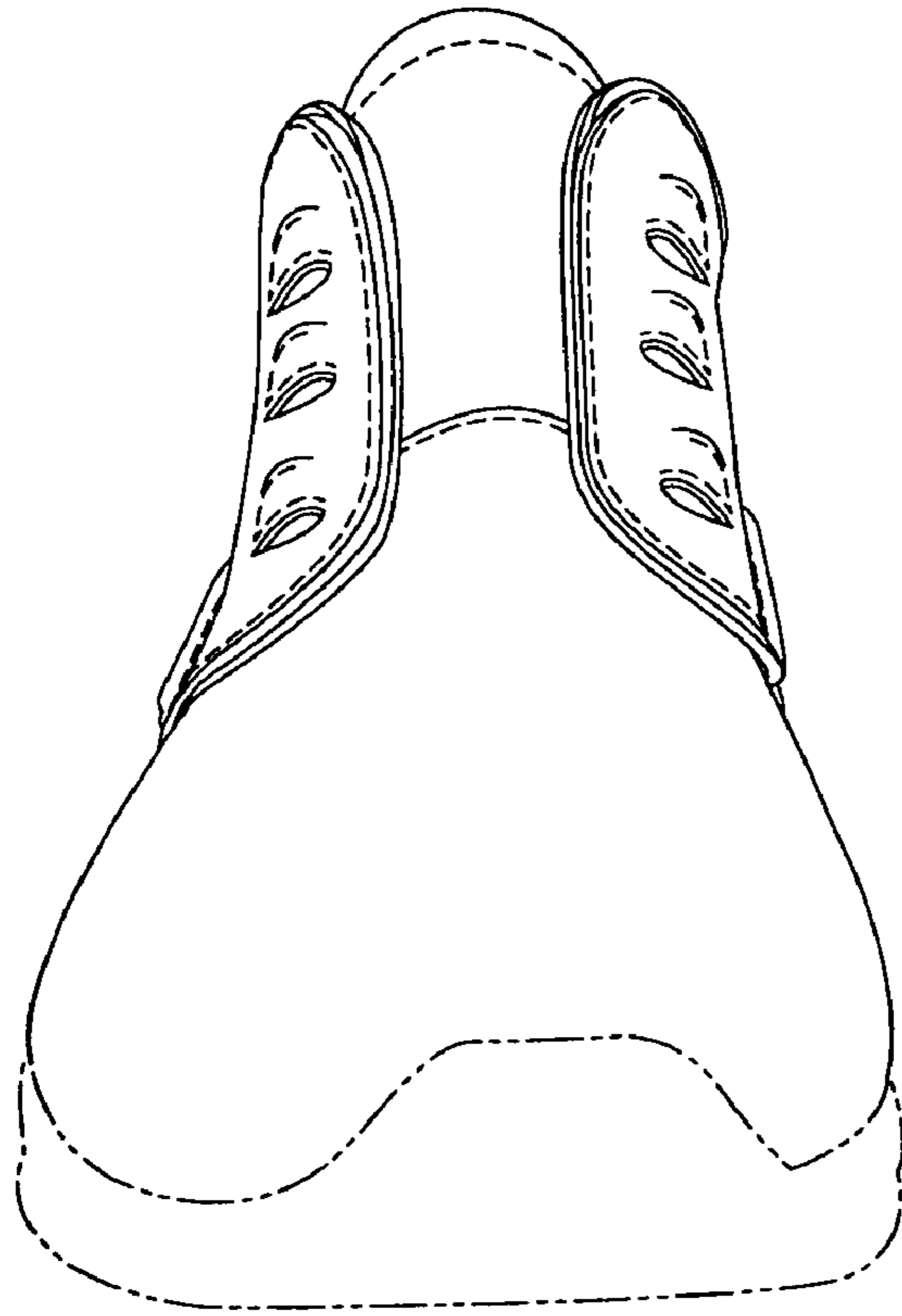


Fig. 5

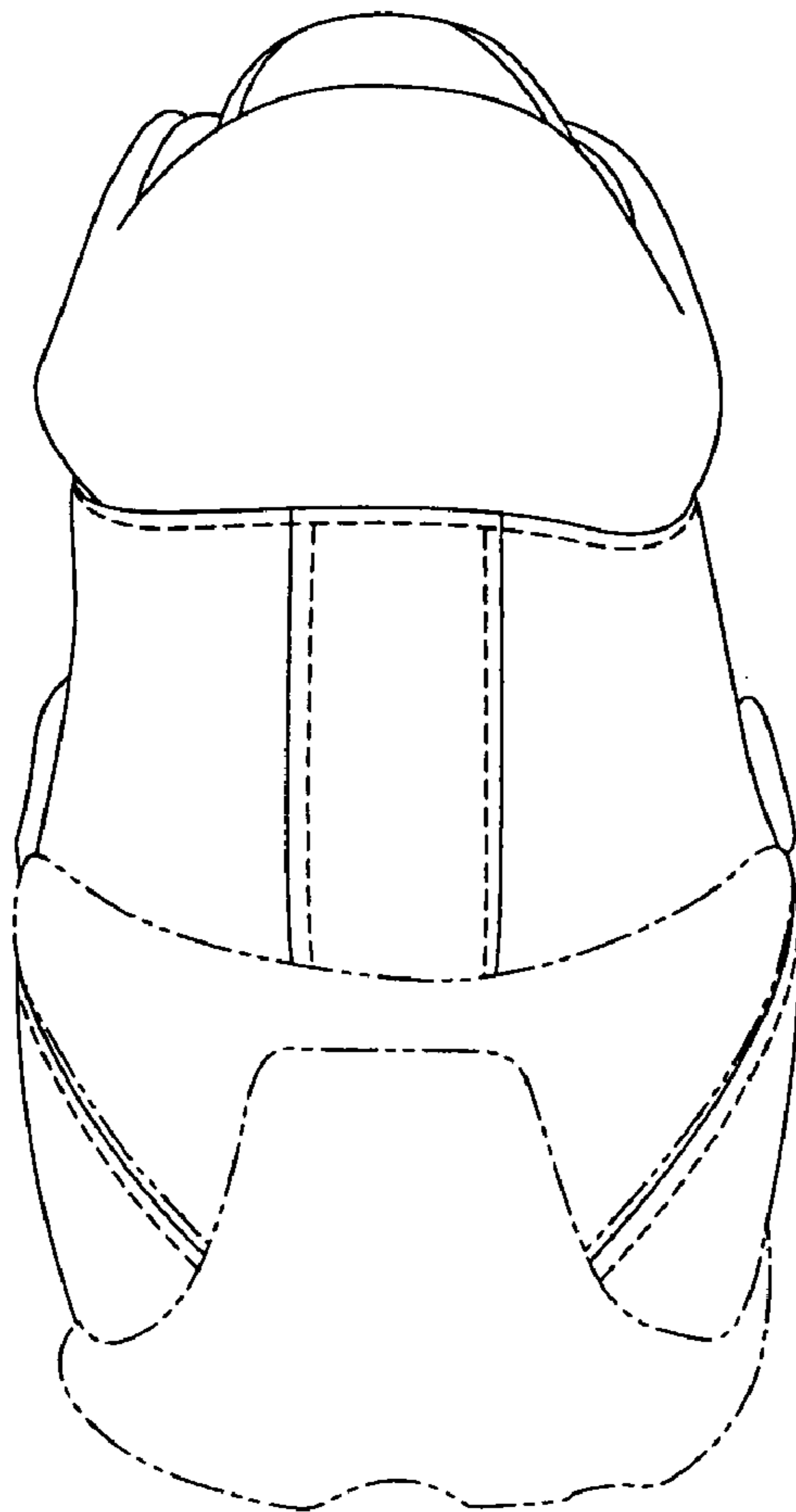


Fig. 6