

US00D547038S

(12) **United States Design Patent**  
**Nakano**

(10) **Patent No.:** **US D547,038 S**  
(45) **Date of Patent:** **\*\* Jul. 24, 2007**

(54) **FOOTWEAR SOLE**

D509,048 S 9/2005 Sonnergren

D509,344 S 9/2005 Sonnergren

(75) Inventor: **Kiyotaka Nakano**, Rockford, MI (US)

2003/0172548 A1\* 9/2003 Fuerst ..... 36/28

(73) Assignee: **Wolverine World Wide, Inc.**,  
Rockford, MI (US)

**OTHER PUBLICATIONS**

(\*\*) Term: **14 Years**

Bates Uniform Footwear 1997 Catalog, p. 14.

Hy-Test Boots and Shoes 1997 Catalog, pp. 64, 65.

CAT Footwear 1997 Catalog, p. 37.

Merrell Outdoor Footwear Fall 1998 Catalog, one page.

Merrell Fall 2000 Catalog, p. 27.

Merrell Fall 2004 Catalog, p. 6.

Merrell Spring 2005 Catalog, pp. 6, 7, 10, 11.

(21) Appl. No.: **29/251,940**

(22) Filed: **Jan. 17, 2006**

(51) **LOC (8) Cl.** ..... **02-04**

\* cited by examiner

(52) **U.S. Cl.** ..... **D2/957; D2/959; D2/960**

*Primary Examiner*—Celia A. Murphy

(58) **Field of Classification Search** ..... D2/902,  
D2/947, 949, 951, 953–960; 36/3 B, 22 R,  
36/24.5, 25 R, 28, 29, 32 R, 59 C, 103

(74) *Attorney, Agent, or Firm*—Warner Norcross & Judd  
LLP

See application file for complete search history.

(57) **CLAIM**

(56) **References Cited**

The ornamental design for footwear sole, as shown and  
described.

**U.S. PATENT DOCUMENTS**

**DESCRIPTION**

4,501,077 A *	2/1985	Young	.....	36/32 R
D307,510 S *	5/1990	Issler	.....	D2/957
D329,534 S *	9/1992	Worthington	.....	D2/959
D349,392 S *	8/1994	Noel	.....	D2/957
D354,845 S *	1/1995	Bramani	.....	D2/957
D365,921 S *	1/1996	von Conta et al.	.....	D2/959
D373,898 S *	9/1996	Bramani	.....	D2/953
D385,987 S *	11/1997	Bramani	.....	D2/959
D395,742 S *	7/1998	Wurfbain et al.	.....	D2/957
D402,095 S *	12/1998	Cretinon	.....	D2/957
D406,691 S *	3/1999	McDowell	.....	D2/960
D431,894 S *	10/2000	Begg et al.	.....	D2/957
6,205,683 B1 *	3/2001	Clark et al.	.....	36/30 R
D444,293 S *	7/2001	Turner et al.	.....	D2/958
D460,608 S *	7/2002	Laberge et al.	.....	D2/957
D487,331 S *	3/2004	Rogers et al.	.....	D2/952
D490,596 S *	6/2004	Belley et al.	.....	D2/957
6,775,930 B2 *	8/2004	Fuerst	.....	36/103
D496,525 S *	9/2004	Dykstra	.....	D2/960
D499,536 S *	12/2004	Castleberry	.....	D2/960
D504,205 S *	4/2005	Andrews-Kramer	.....	D2/960
D508,764 S	8/2005	Sonnergren		

FIG. 1 is a perspective view of the footwear sole embodying  
the new design;

FIG. 2 is a top plan view thereof;

FIG. 3 is a right side view thereof;

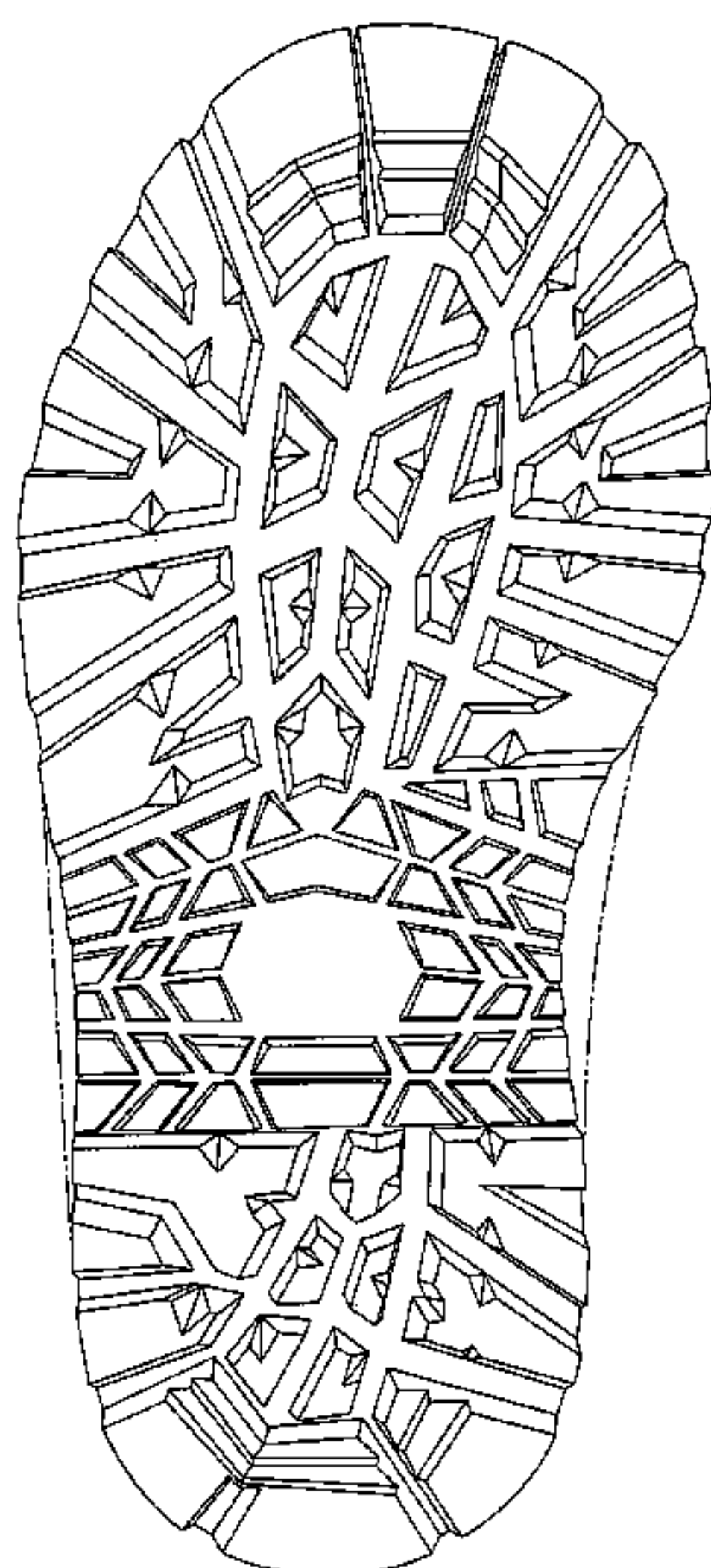
FIG. 4 is a left side view thereof;

FIG. 5 is a front view thereof; and,

FIG. 6 is a rear view thereof.

FIGS. 1–6 show features of an article of footwear in  
phantom lines. These features are shown for environmental  
purposes and do not form any part of the claimed design.  
Further, the phantom lines immediately adjacent the solid-  
line portions of the design form the boundary of the design,  
with the phantom lines forming no part of the claimed  
design.

**1 Claim, 4 Drawing Sheets**



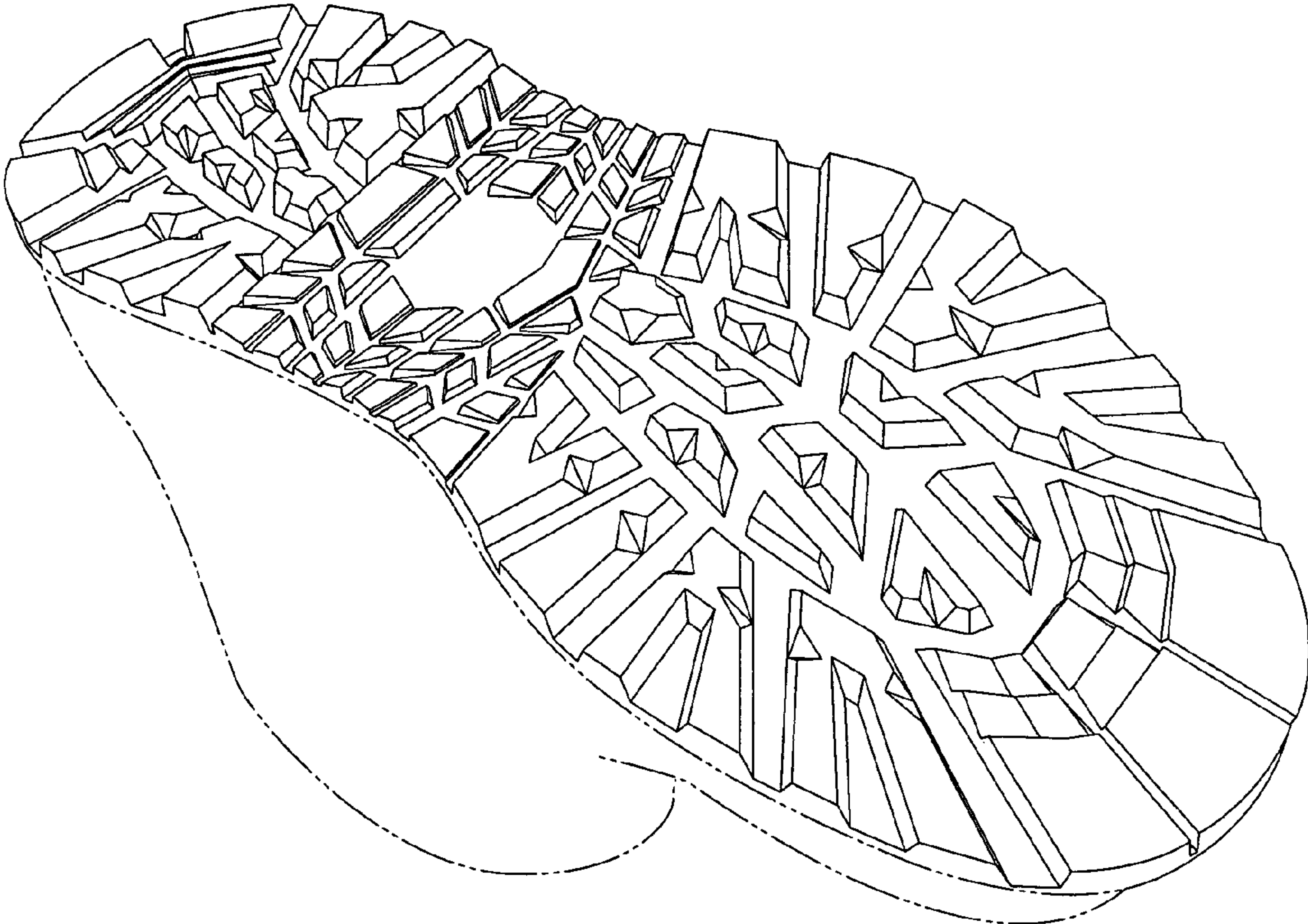


Fig. 1






Fig. 2




Fig. 3




Fig. 4

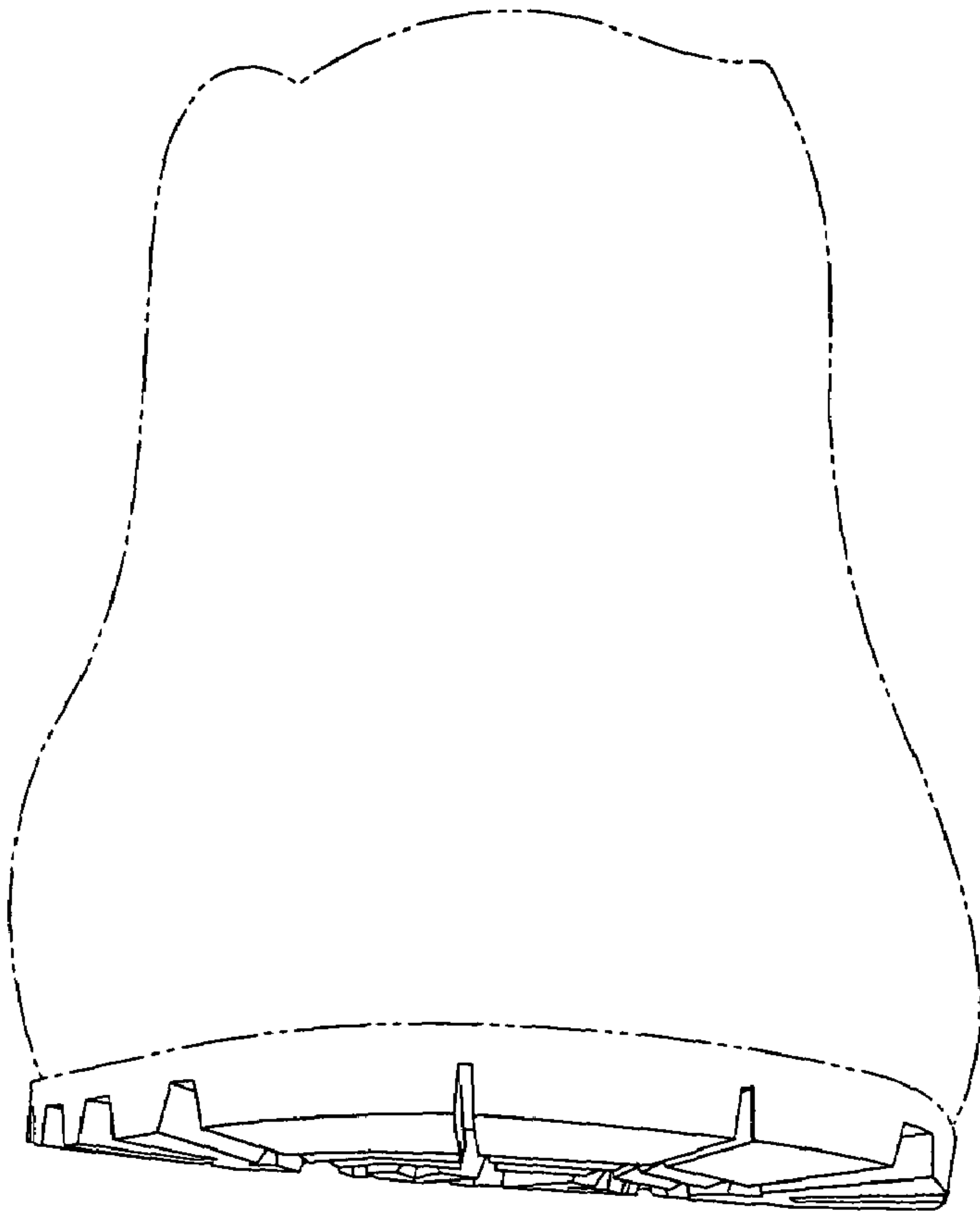


Fig. 5

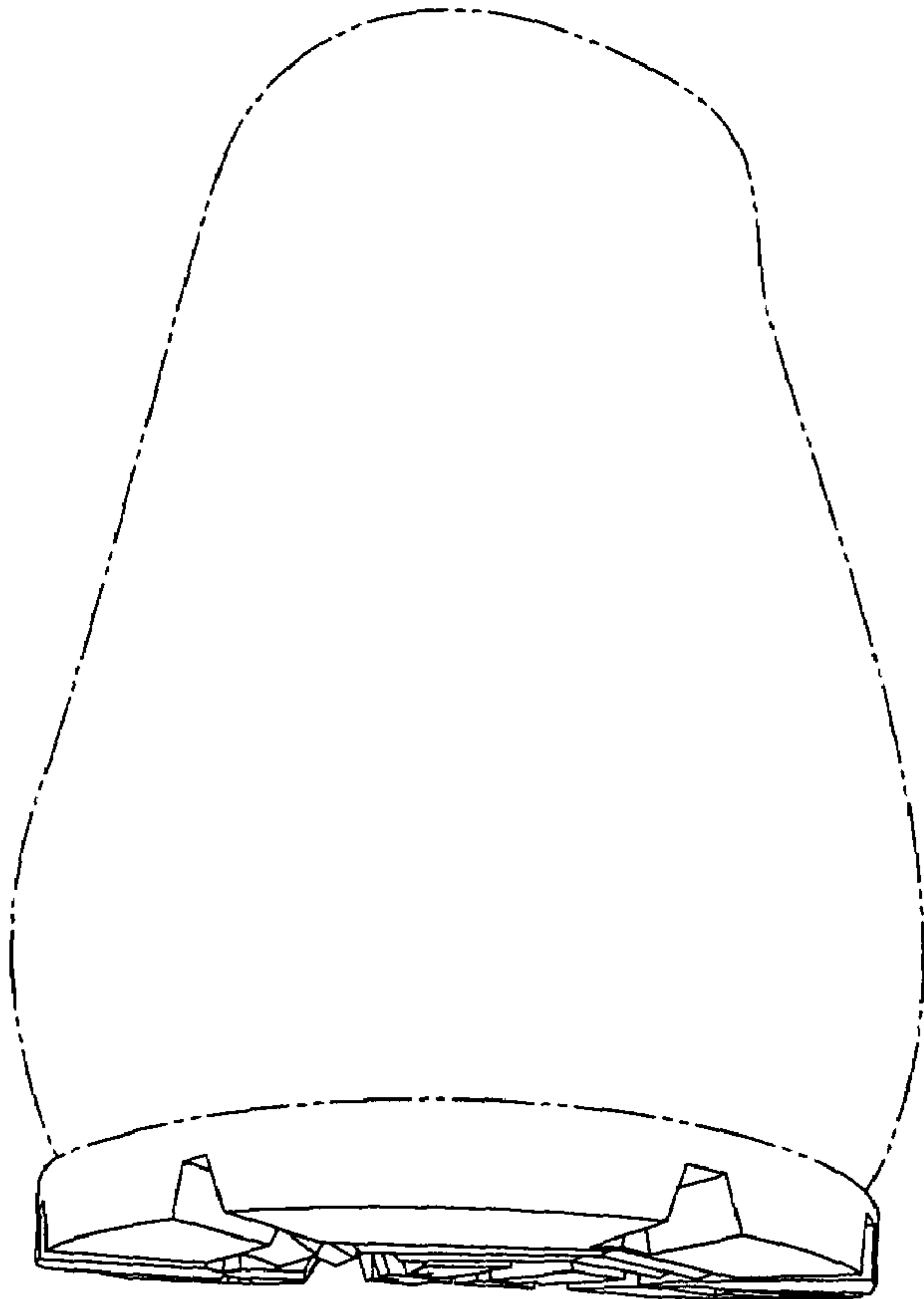


Fig. 6