

US00D547035S

(12) **United States Design Patent**
Belley et al.

(10) **Patent No.:** **US D547,035 S**

(45) **Date of Patent:** **** Jul. 24, 2007**

(54) **FOOTWEAR SOLE**

D496,779 S 10/2004 Belley et al.
D500,582 S * 1/2005 Robbins et al. D2/953
D522,218 S * 6/2006 Burg D2/953

(75) Inventors: **Manon Belley**, Laval (CA); **Grant A. Urie**, Shelburne, VT (US)

OTHER PUBLICATIONS

(73) Assignee: **Wolverine World Wide, Inc.**,
Rockford, MI (US)

Merrell Fall 2004 Catalog, p. 57.
Merrell Fall 2000 Catalog, p. 27.
HyTest 1997 Catalog, pp. 64, 65.
Photograph of prior art 2005 Sebago Docksides Sole.
Photographs or prior art Cole Haan/Nike Sandal Sole.

(**) **Term:** **14 Years**

* cited by examiner

(21) Appl. No.: **29/231,189**

(22) Filed: **Jun. 2, 2005**

Primary Examiner—Celia A. Murphy
(74) *Attorney, Agent, or Firm*—Warner Norcross & Judd
LLP

(51) **LOC (8) Cl.** **02-04**

(52) **U.S. Cl.** **D2/953; D2/951**

(58) **Field of Classification Search** D2/902,
D2/946–949, 951–960; 36/3 B, 22 R, 24.5,
36/25 R, 28, 32 R, 34 R, 67 A, 59 C
See application file for complete search history.

(57) **CLAIM**

The ornamental design for footwear sole, as shown and described.

(56) **References Cited**

DESCRIPTION

U.S. PATENT DOCUMENTS

D294,424 S *	3/1988	Brown et al.	D2/953
4,817,304 A	4/1989	Parker et al.	
D323,927 S *	2/1992	Rogers	D2/953
D330,973 S *	11/1992	Hatfield	D2/953
D376,896 S *	12/1996	O'Rorke	D2/953
D389,293 S *	1/1998	Crowley	D2/953
D390,690 S *	2/1998	Murai et al.	D2/953
D393,341 S *	4/1998	Marshall et al.	D2/951
D394,946 S *	6/1998	Gaudio	D2/960
D398,748 S *	9/1998	Hatfield et al.	D2/960
D407,892 S *	4/1999	Gaudio	D2/960
D411,910 S *	7/1999	Cessor	D2/953
D412,050 S *	7/1999	Chassaing	D2/953
D429,552 S	8/2000	Kern	
D458,010 S *	6/2002	Della Valle	D2/953
D474,880 S *	5/2003	Cintron	D2/960
D475,510 S *	6/2003	Reynolds	D2/953
D496,524 S *	9/2004	Kuerbis	D2/953

FIG. 1 is a perspective view of the footwear sole embodying the new design;

FIG. 2 is a top plan view thereof;

FIG. 3 is a right side view thereof;

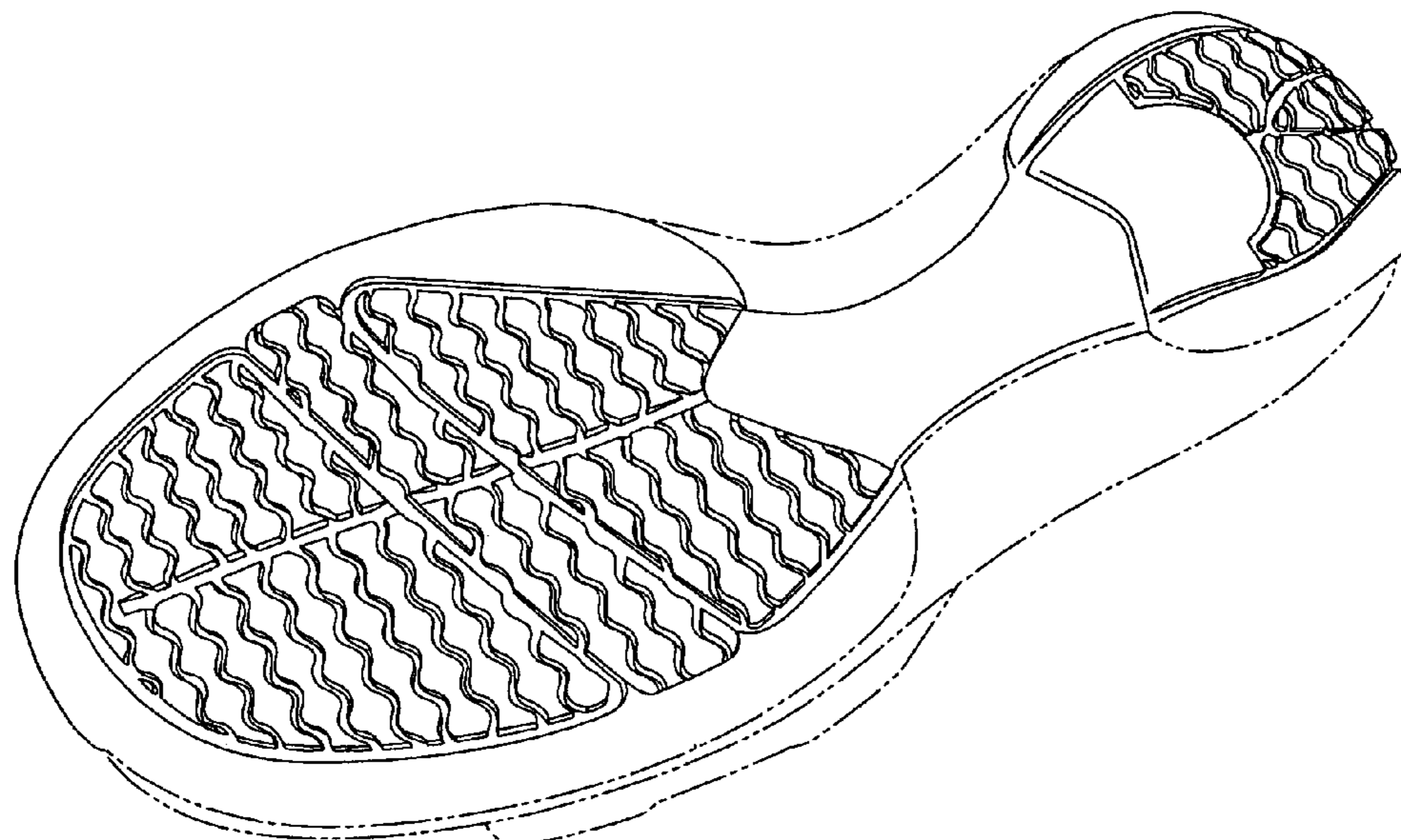
FIG. 4 is a left side view thereof;

FIG. 5 is a front view thereof; and,

FIG. 6 is a rear view thereof.

FIGS. 1–6 show features of an article of footwear in phantom lines. These features are shown for environmental purposes and do not form any part of the claimed design. Further, the phantom lines immediately adjacent the solid-line portions of the design form the boundary of the design, with the phantom lines forming no part of the claimed design.

1 Claim, 4 Drawing Sheets



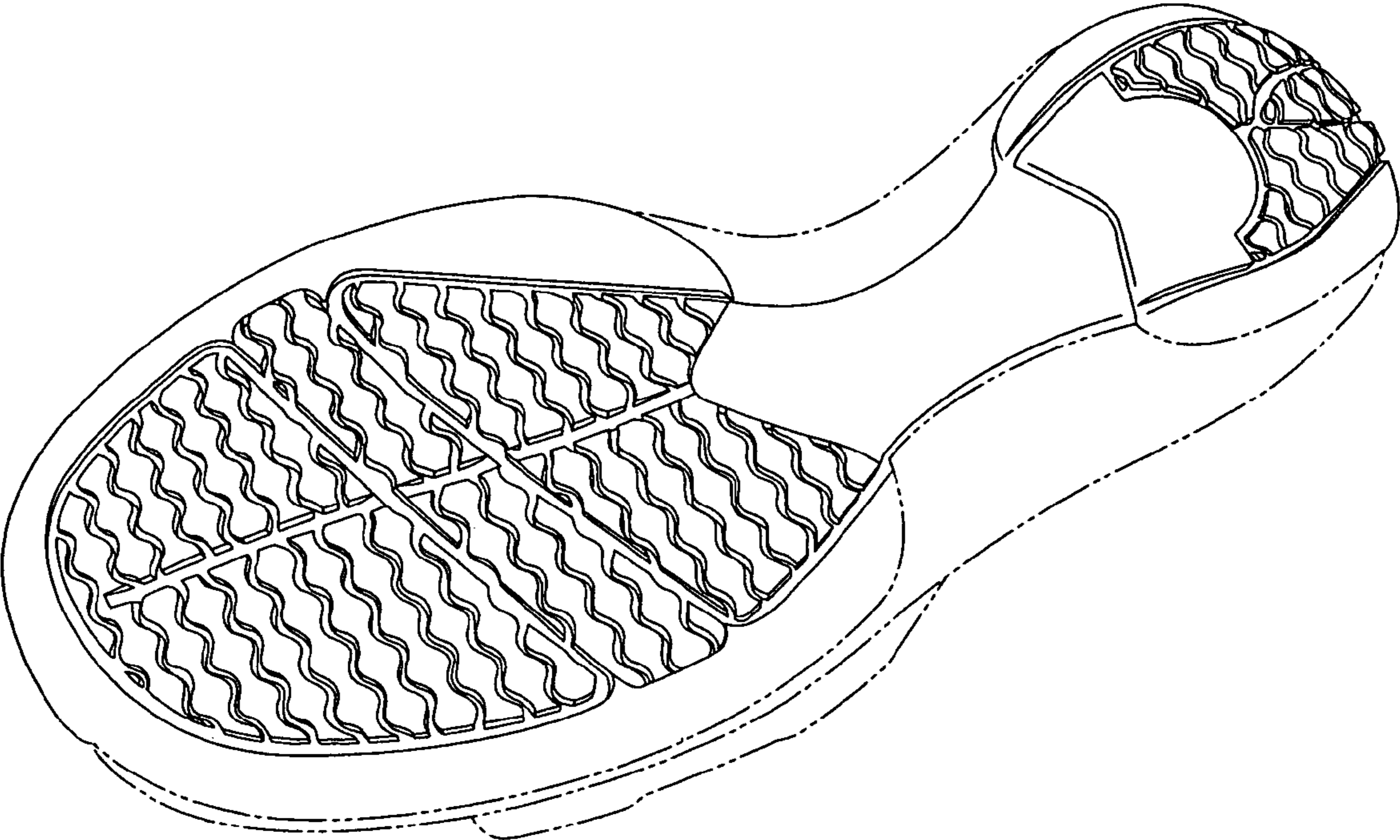


Fig. 1

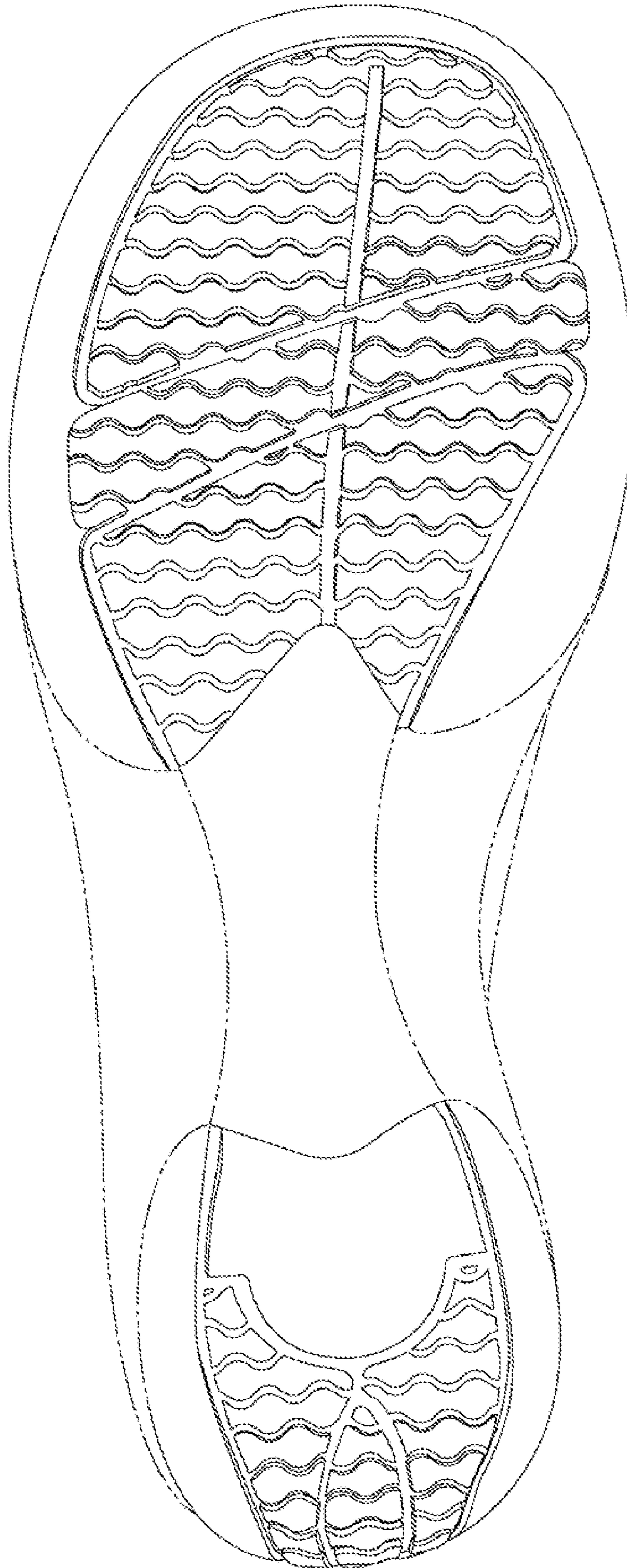


Fig. 2




Fig. 3




Fig. 4

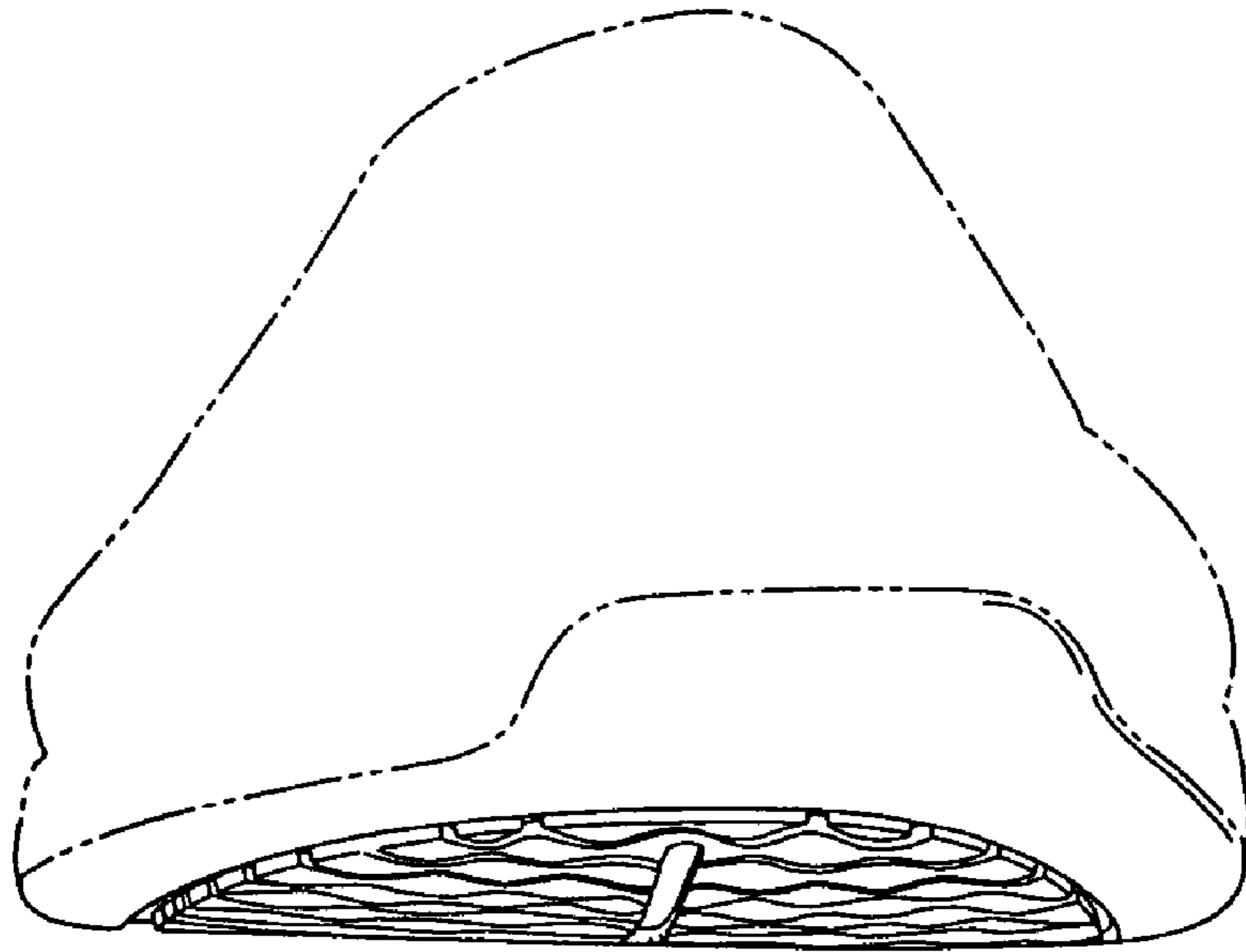


Fig. 5

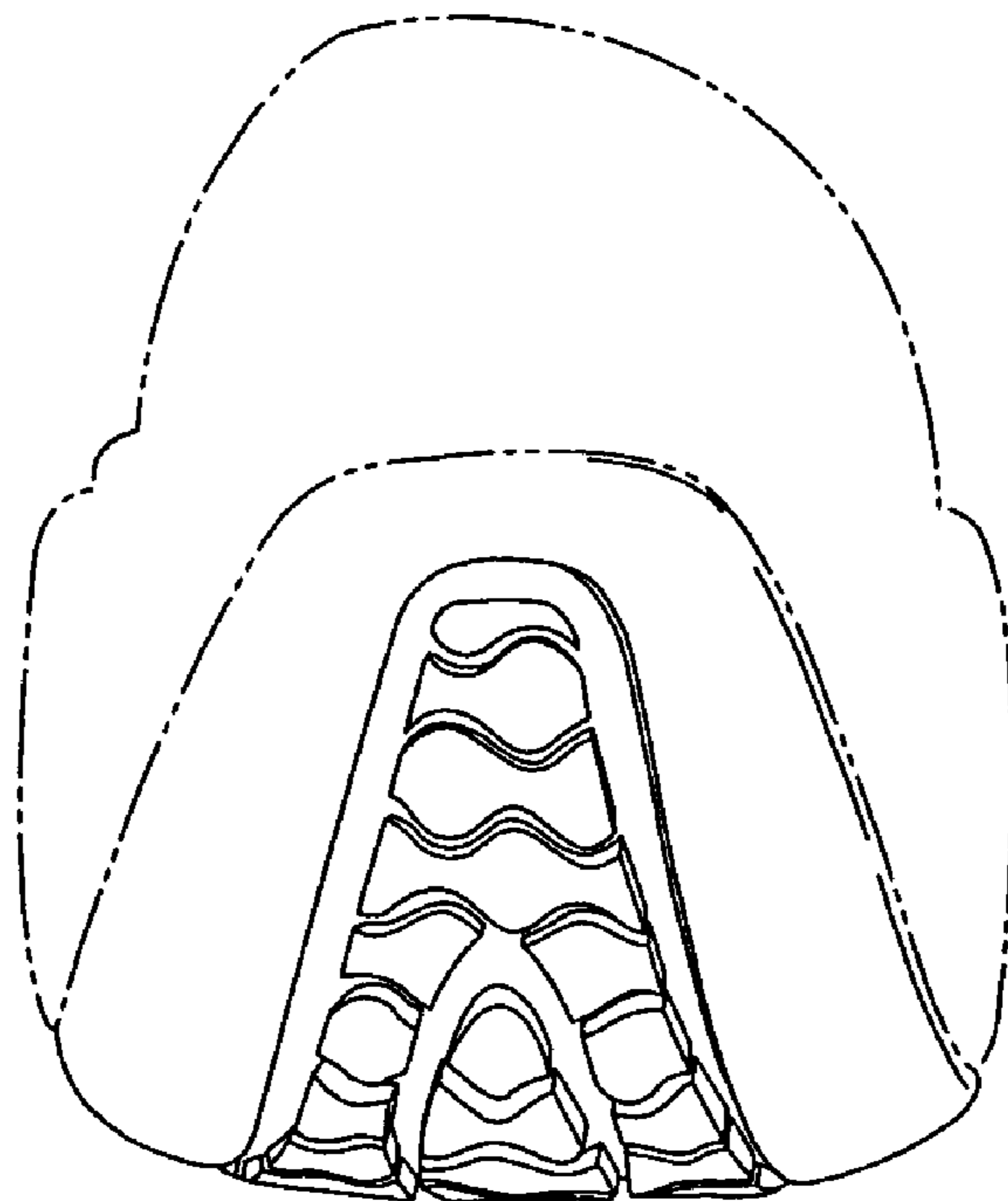


Fig. 6