

US00D547019S

(12) **United States Design Patent** (10) **Patent No.:** **US D547,019 S**
Weiss (45) **Date of Patent:** **** Jul. 17, 2007**

(54) **CYLINDRICAL RECEPTACLE WITH WIDE ASPECT**

(75) Inventor: **Richard E. Weiss**, Pottsville, PA (US)

(73) Assignee: **United Metal Receptacle Corp.**, Pottsville, PA (US)

(**) Term: **14 Years**

(21) Appl. No.: **29/245,775**

(22) Filed: **Dec. 28, 2005**

(51) **LOC (8) Cl.** **09-09**

(52) **U.S. Cl.** **D34/7**

(58) **Field of Classification Search** D34/1, D34/5, 6, 7, 8, 9, 10, 11; 220/908-913
See application file for complete search history.

(56) **References Cited**

U.S. PATENT DOCUMENTS

1,080,470	A	*	12/1913	Nutter et al.	220/676
D304,632	S	*	11/1989	Skalka	D34/6
D343,709	S	*	1/1994	Doty et al.	D34/1
D417,053	S	*	11/1999	Skalka	D34/6
D424,769	S	*	5/2000	Hornyak	D34/1
D450,166	S	*	11/2001	Skalka	D34/1
D457,703	S	*	5/2002	Tolar	D34/7

D472,356	S	*	3/2003	Shilling et al.	D34/6
D473,029	S	*	4/2003	Shilling et al.	D34/6
D473,361	S	*	4/2003	Englert et al.	D34/7
D476,456	S	*	6/2003	Englert et al.	D34/7
D483,537	S	*	12/2003	Skalka	D34/1
D489,502	S	*	5/2004	Stewart	D34/7

* cited by examiner

Primary Examiner—Cynthia E. Ramirez

(74) *Attorney, Agent, or Firm*—Duane Morris LLP

(57) **CLAIM**

The ornamental design for a cylindrical receptacle with wide aspect, as shown and described.

DESCRIPTION

FIG. 1 is a perspective view of a cylindrical receptacle with wide aspect according to the new design.

FIG. 2 is an elevation view from the front.

FIG. 3 is an elevation view from the rear.

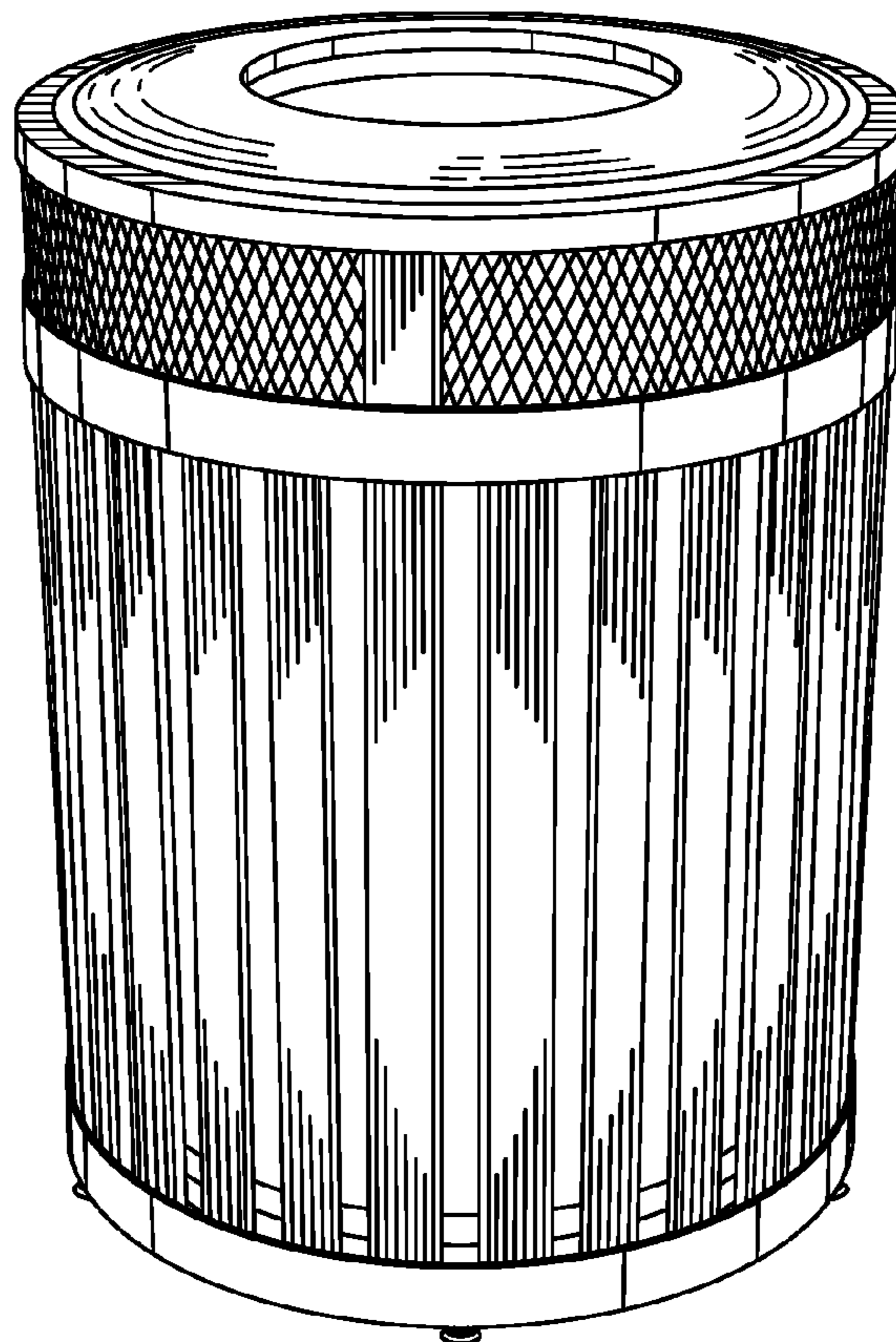
FIG. 4 is an elevation view from the left side in FIG. 2.

FIG. 5 is an elevation view from the right side in FIG. 2.

FIG. 6 is a top plan view; and,

FIG. 7 is a bottom plan view.

1 Claim, 6 Drawing Sheets



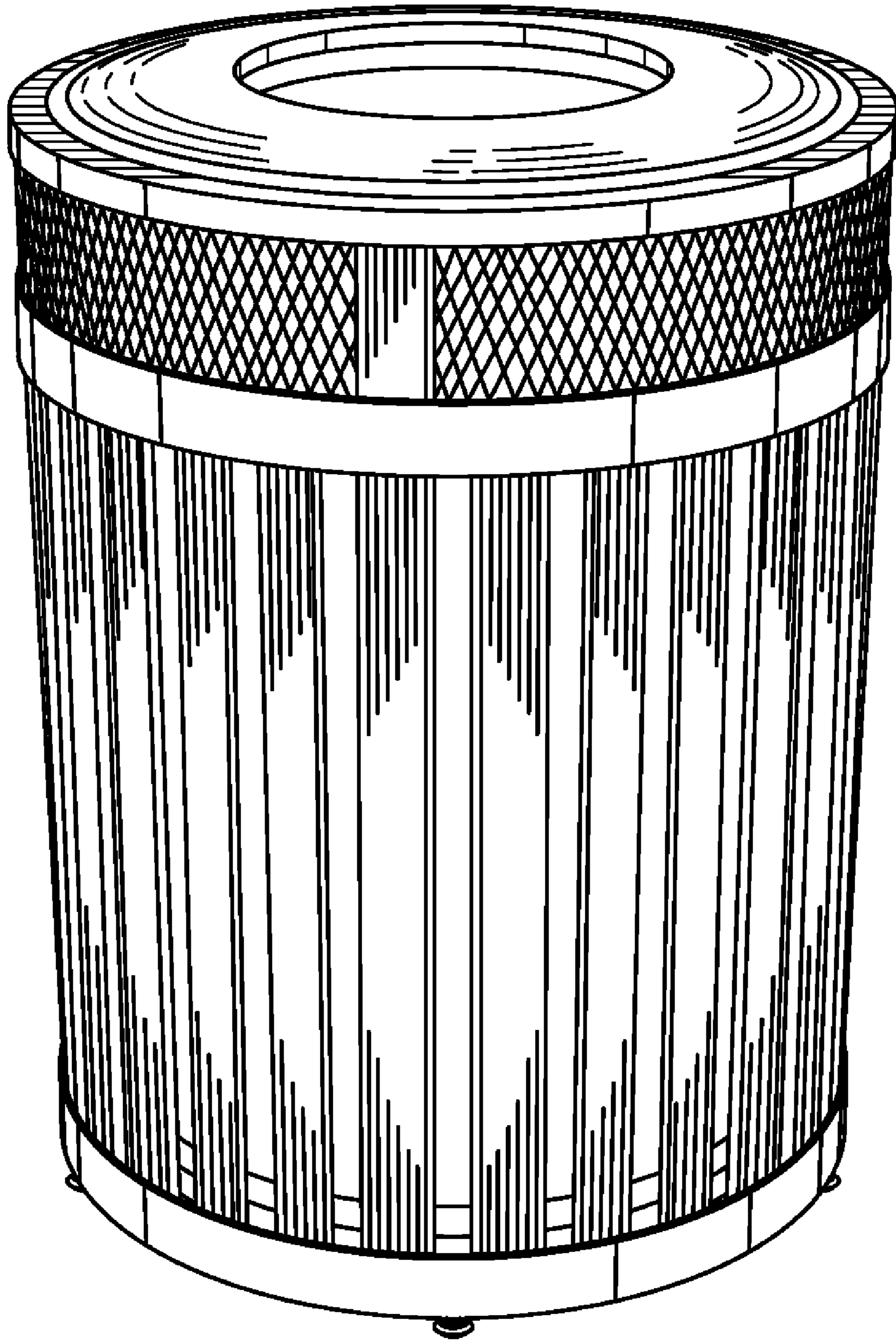


FIG. 1




FIG. 2




FIG. 3




FIG. 4




FIG. 5

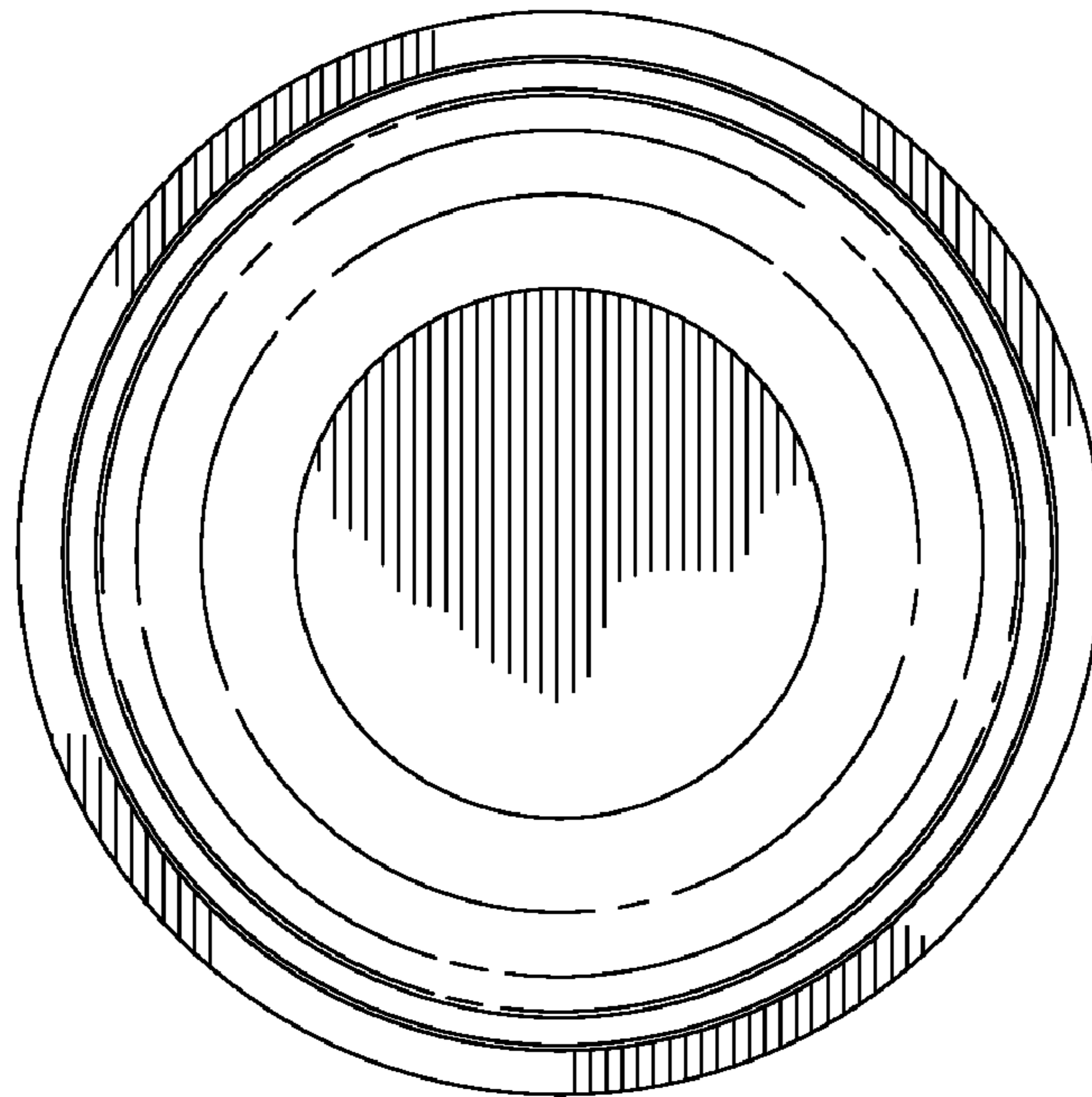


FIG. 6

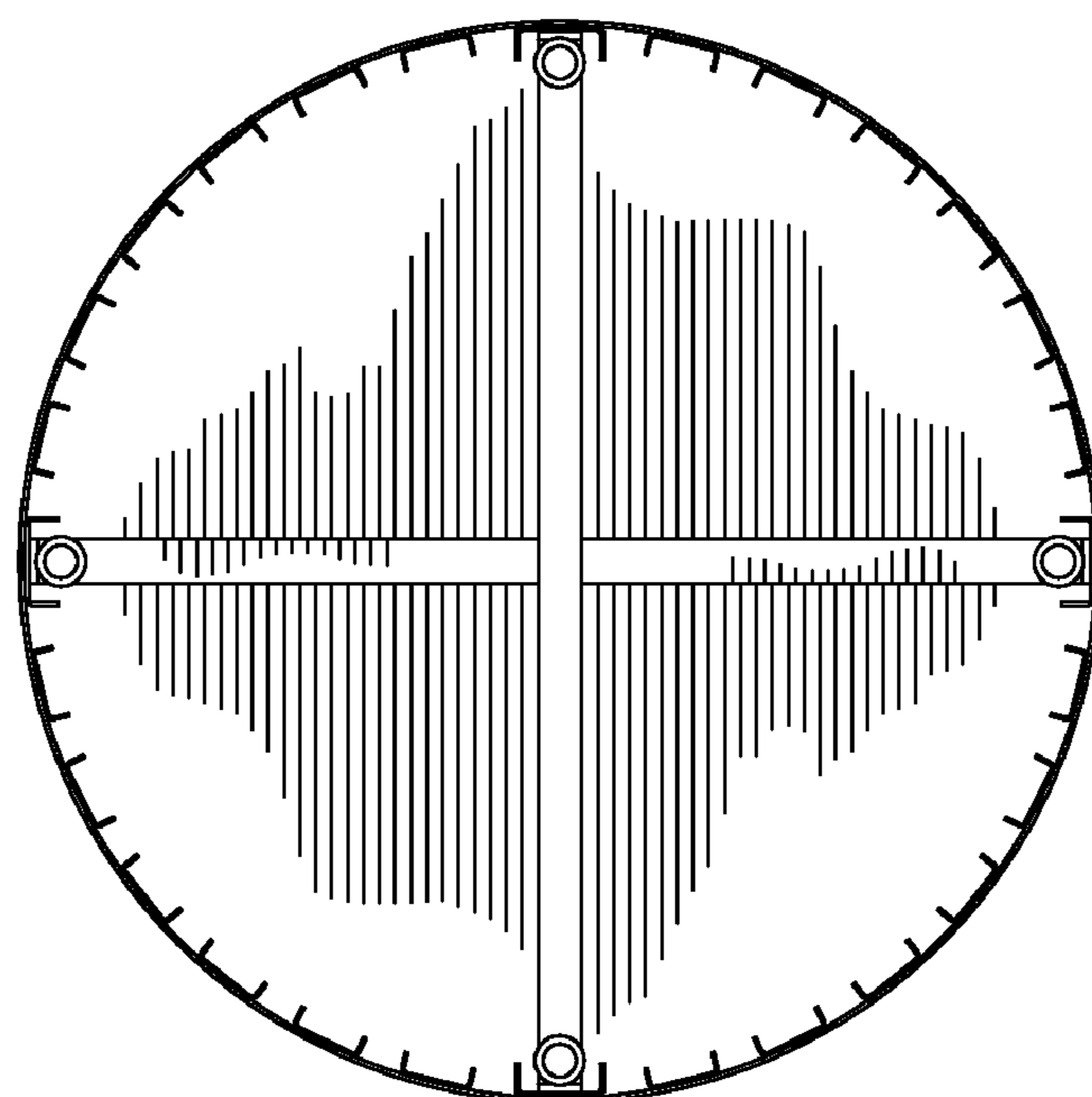


FIG. 7