



US00D547012S

(12) **United States Design Patent**
Barszcz et al.

(10) **Patent No.:** **US D547,012 S**

(45) **Date of Patent:** **** Jul. 17, 2007**

(54) **BIRDFEEDER**

(75) Inventors: **Pete Barszcz**, Silverton, CO (US);
Betsy Fields, Silverton, CO (US);
Geraint Krumpe, Silverton, CO (US);
Edmund Shuchter, Durango, CO (US);
Spencer James, Silverton, CO (US)

(73) Assignee: **Woodstream Corporation**, Lititz, PA (US)

(**) Term: **14 Years**

(21) Appl. No.: **29/238,203**

(22) Filed: **Sep. 12, 2005**

(51) **LOC (8) Cl.** **30-03**

(52) **U.S. Cl.** **D30/126**

(58) **Field of Classification Search** D30/121,
D30/124-128, 133; 119/51.01, 52.2-52.4,
119/57.8-57.9

See application file for complete search history.

(56) **References Cited**

U.S. PATENT DOCUMENTS

| | | | | | |
|-----------|-----|--------|------------|-------|----------|
| 1,710,947 | A * | 4/1929 | Payne | | 119/428 |
| 2,392,532 | A * | 1/1946 | Hyde | | 119/429 |
| 3,295,498 | A * | 1/1967 | Brown | | 119/429 |
| 4,425,873 | A * | 1/1984 | Rinne, Jr. | | 119/53 |
| 4,523,546 | A * | 6/1985 | Latham | | 119/57.9 |

| | | | | | |
|-----------|-----|---------|---------|-------|----------|
| 5,048,461 | A * | 9/1991 | Wessner | | 119/52.3 |
| 5,134,970 | A * | 8/1992 | Oh | | 119/428 |
| 5,323,735 | A * | 6/1994 | Meng | | 119/52.3 |
| D386,837 | S * | 11/1997 | Johnson | | D30/124 |

* cited by examiner

Primary Examiner—M. H. Tung

Assistant Examiner—Susan Moon Lee

(74) *Attorney, Agent, or Firm*—Jacobson Holman PLLC

(57) **CLAIM**

We claim the ornamental design for a birdfeeder, as shown and described.

DESCRIPTION

FIG. 1 is an isometric view of the birdfeeder showing our new design;

FIG. 2 is a front view in elevation thereof, the back view being a mirror image;

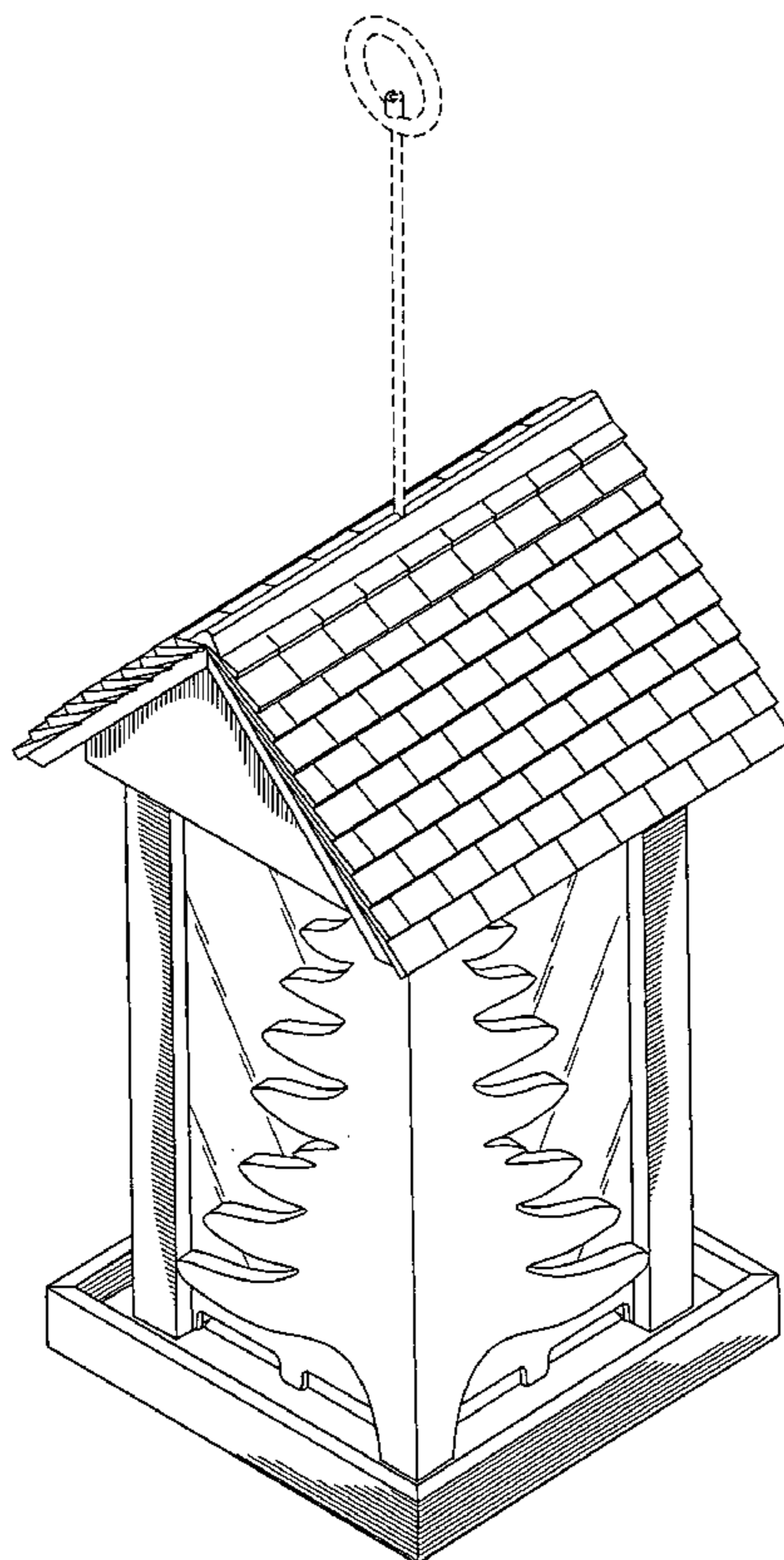
FIG. 3 is a left side view in elevation thereof, the right side view being a mirror image;

FIG. 4 is a top plan view thereof; and,

FIG. 5 is a bottom plan view thereof.

The broken lines shown in FIGS. 1 through 4 are for illustrative purposes only and form no part of the claimed design.

1 Claim, 3 Drawing Sheets



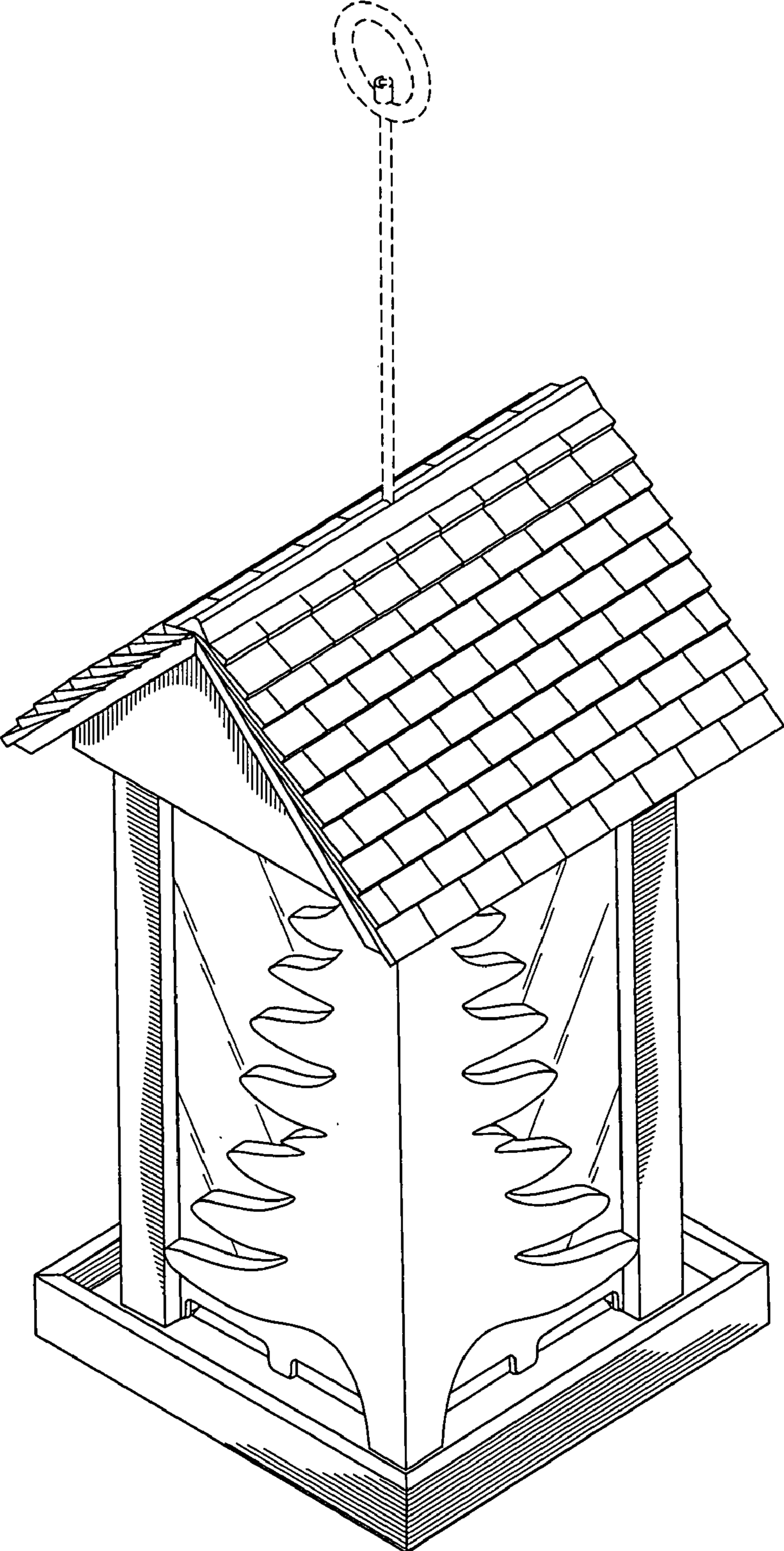


FIG. 1

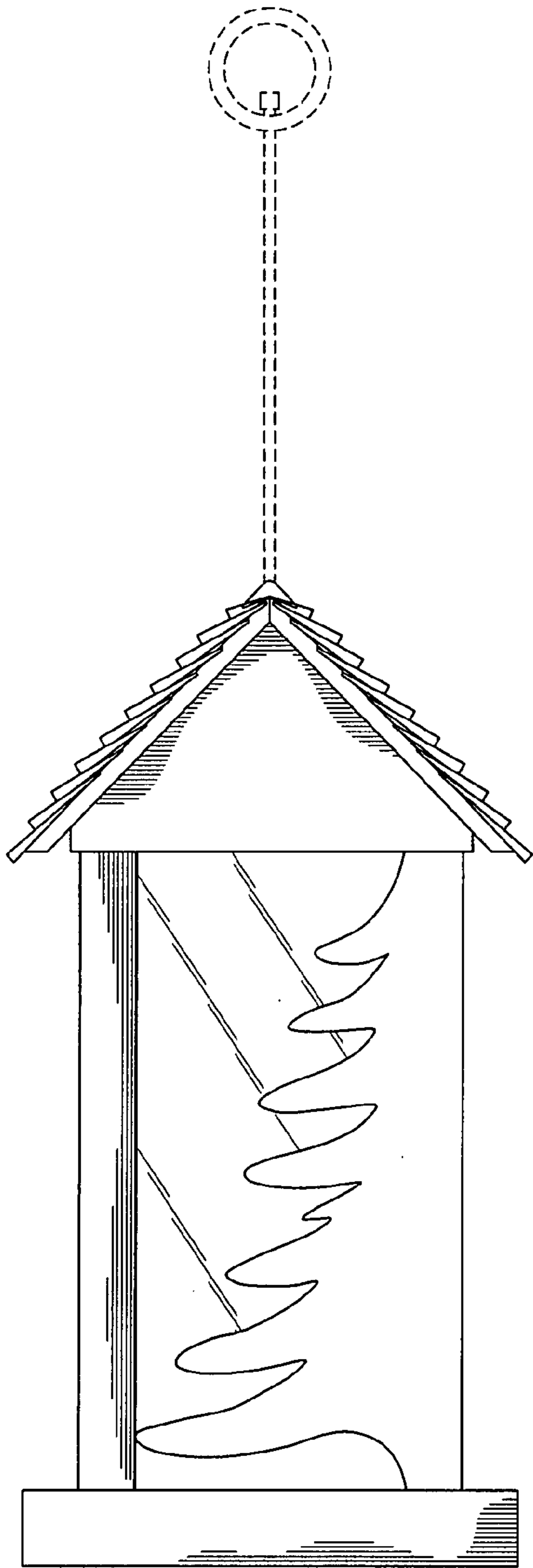


FIG. 2

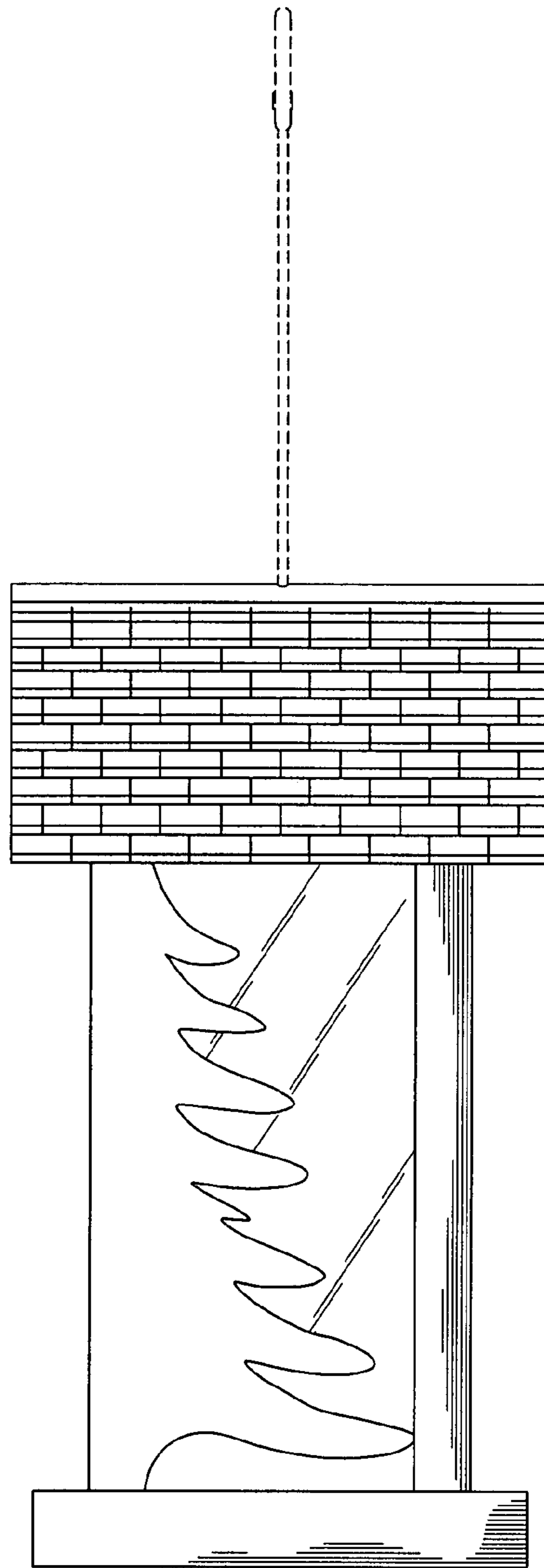


FIG. 3

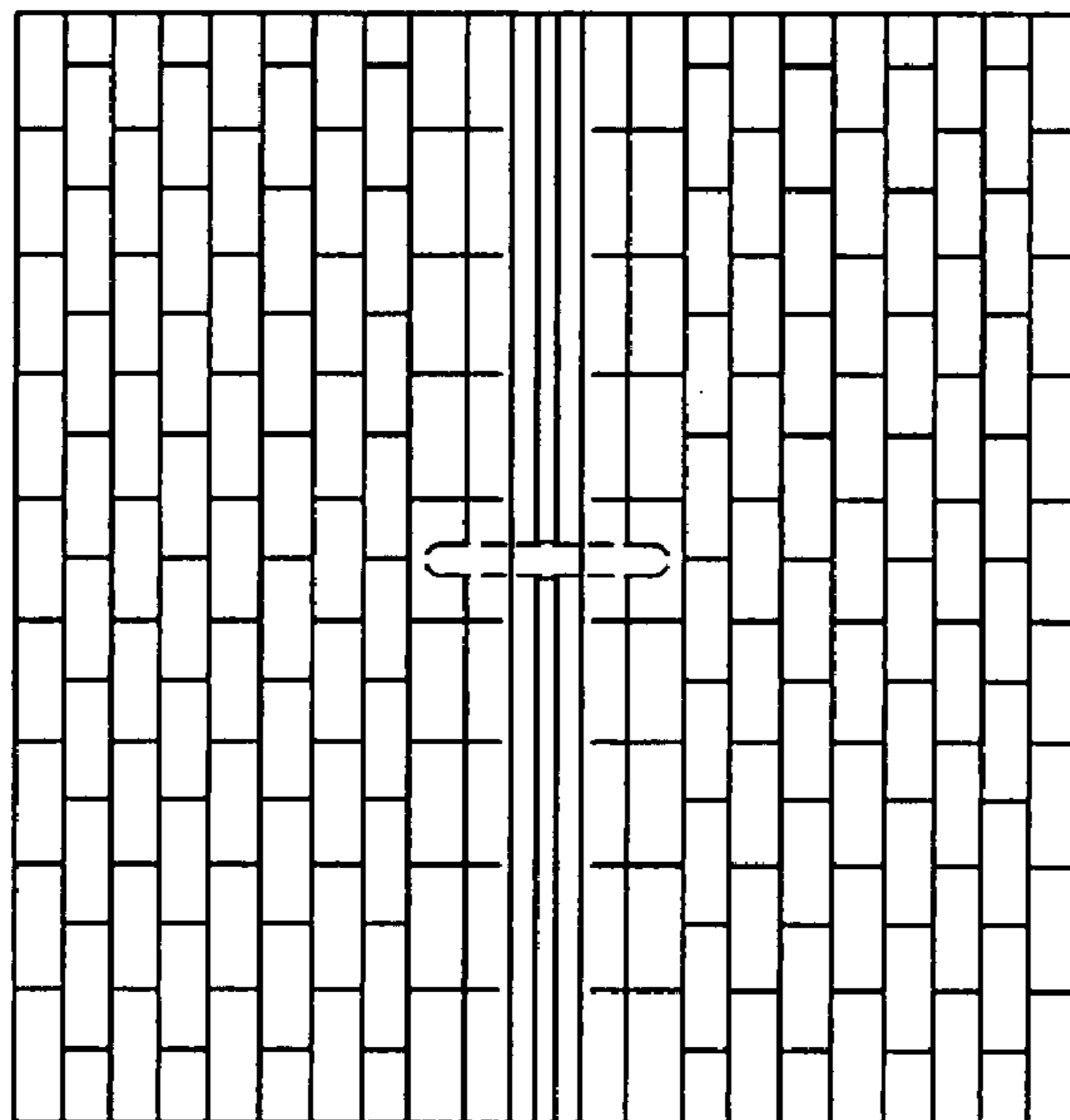


FIG. 4

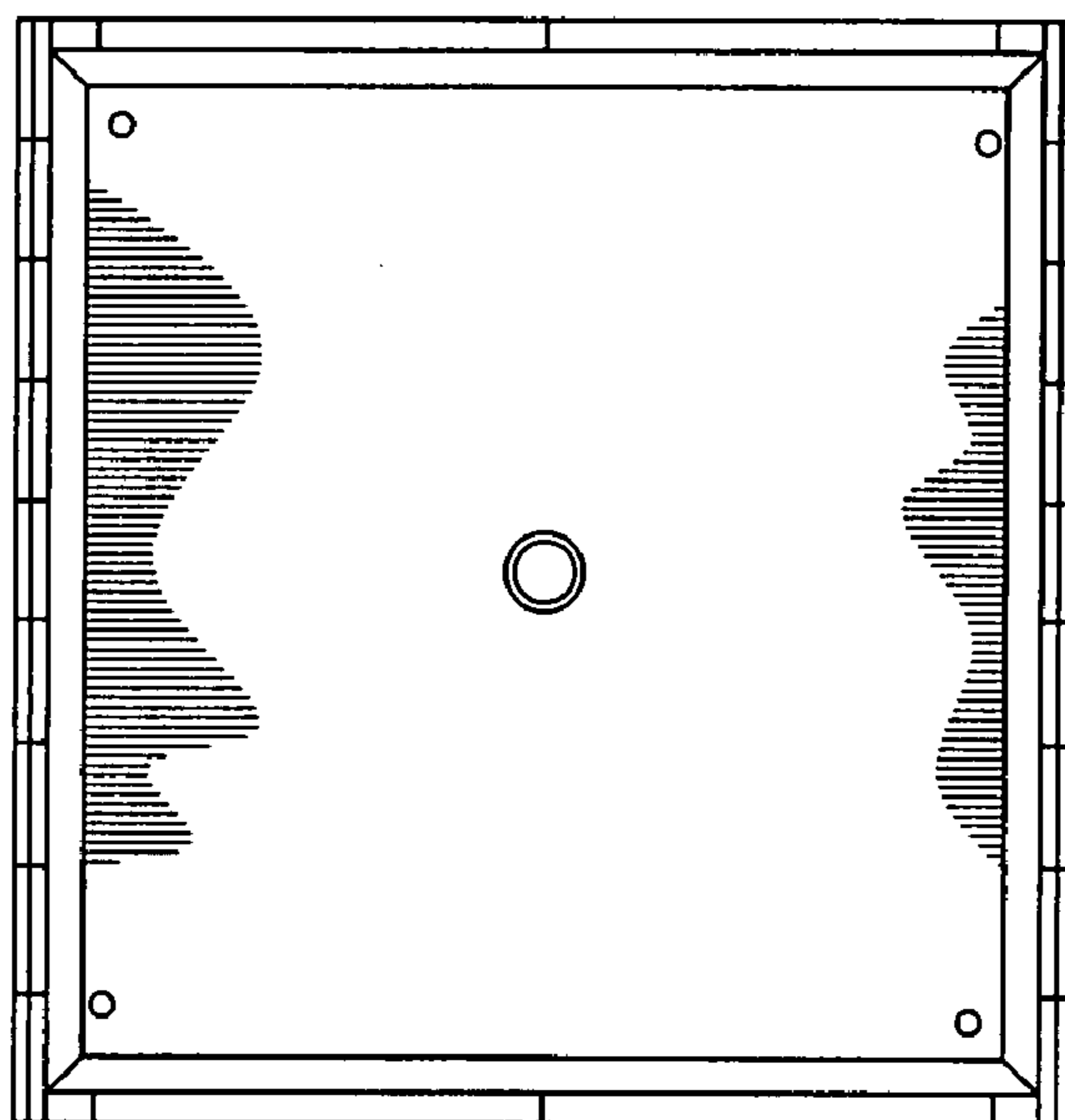


FIG. 5