



US00D546992S

(12) **United States Design Patent**
Demarest

(10) **Patent No.:** **US D546,992 S**

(45) **Date of Patent:** **** Jul. 17, 2007**

(54) **DECORATIVE SHELL**

(75) Inventor: **Scott W. Demarest**, Caledonia, WI
(US)

(73) Assignee: **S.C. Johnson & Son, Inc.**, Racine, WI
(US)

(**) Term: **14 Years**

(21) Appl. No.: **29/239,713**

(22) Filed: **Oct. 3, 2005**

(51) **LOC (8) Cl.** **26-05**

(52) **U.S. Cl.** **D26/51**

(58) **Field of Classification Search** D26/51;
362/157, 158, 171-174, 183-208; D11/157,
D11/164, 131; D6/534, 541, 551; D9/638,
D9/641

See application file for complete search history.

(56) **References Cited**

U.S. PATENT DOCUMENTS

- D346,227 S 4/1994 Boss
- D383,864 S 9/1997 Billings
- D387,447 S 12/1997 Hollington
- D462,293 S 9/2002 Bates et al.

- D462,294 S 9/2002 Walsh
- D462,295 S 9/2002 Bates et al.
- D470,077 S 2/2003 Osawa
- D512,661 S * 12/2005 Morris et al. D11/131
- D518,408 S * 4/2006 Harrity et al. D11/131

* cited by examiner

Primary Examiner—Marcus A. Jackson

(57) **CLAIM**

The ornamental design for a decorative shell, as shown and described.

DESCRIPTION

FIG. 1 is an isometric view of the decorative shell with the broken line showing for illustrative purposes only and forming no part of the claimed design;

FIG. 2 is a side elevational view of the decorative shell as depicted in FIG. 1, all four sides of the decorative shell being a mirror image thereof;

FIG. 3 is a plan view of the decorative shell as depicted in FIG. 1; and,

FIG. 4 is a bottom elevational view of the decorative shell as depicted in FIG. 1.

1 Claim, 4 Drawing Sheets

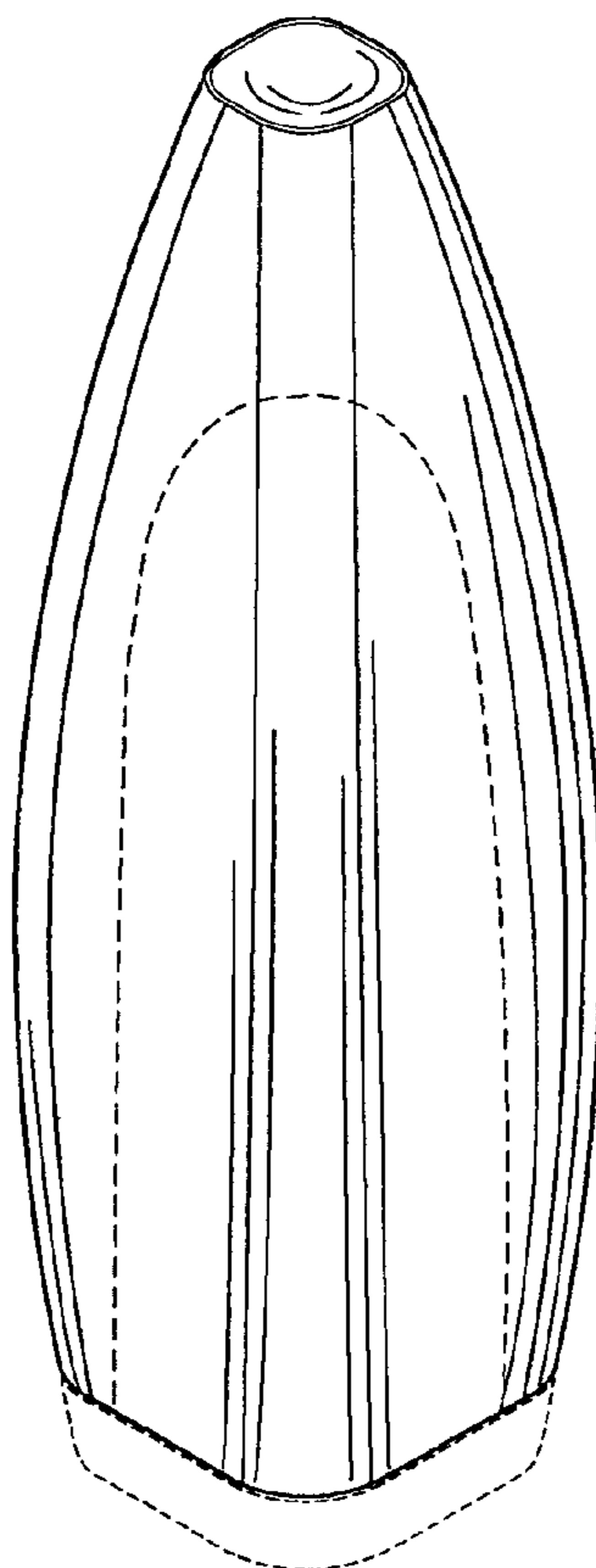


FIG. 1

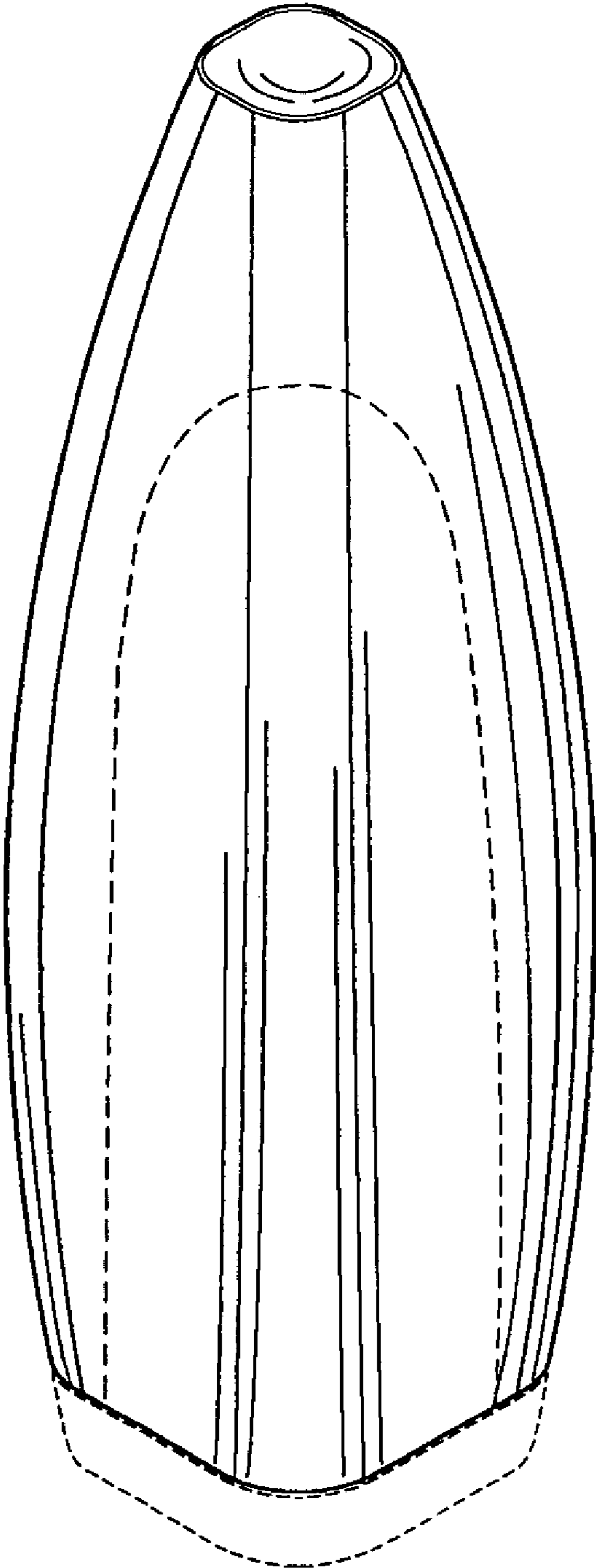


FIG. 2

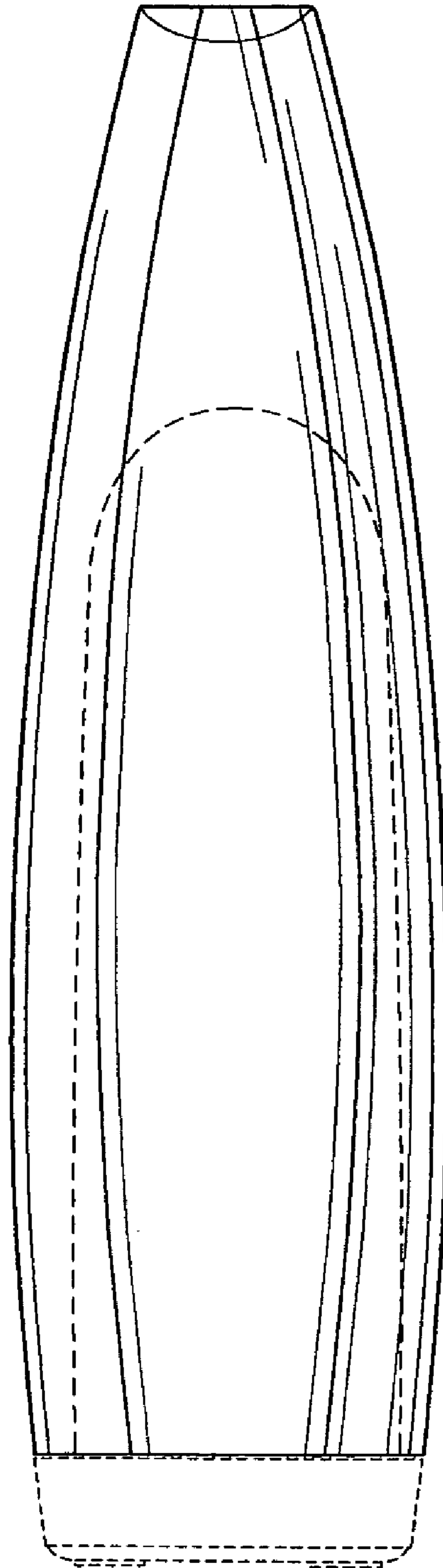


FIG. 3

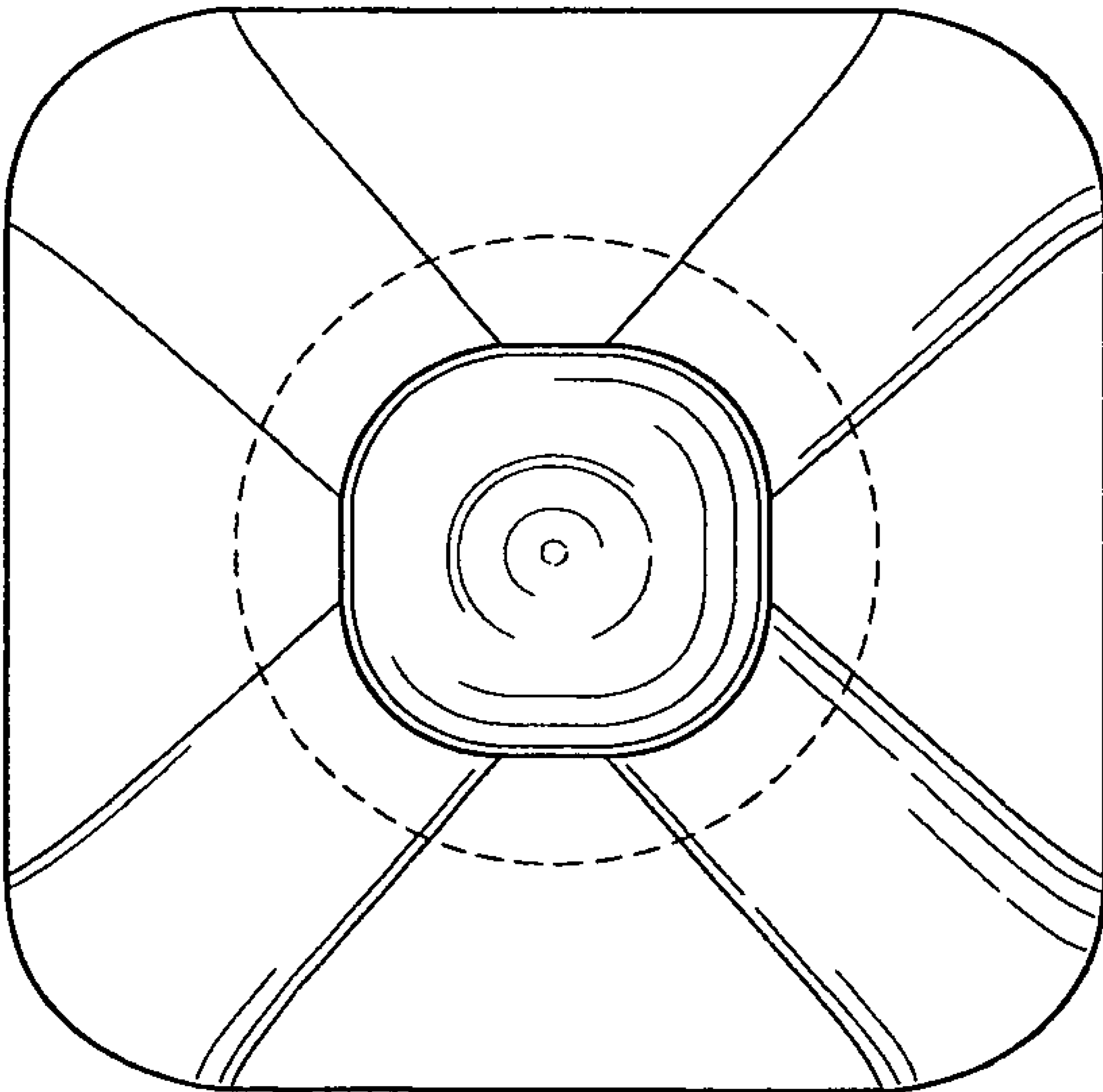


FIG. 4

