



US00D546980S

(12) **United States Design Patent**
Lo

(10) **Patent No.:** **US D546,980 S**
(45) **Date of Patent:** **** Jul. 17, 2007**

(54) **LED BULB**

D498,310 S * 11/2004 Gagnon et al. D26/2
D528,227 S * 9/2006 Chou et al. D26/2
D528,673 S * 9/2006 Maxik et al. D26/2

(75) Inventor: **Kang-Hua Lo**, Chungli (TW)

(73) Assignee: **Hsin-Chih Chung Lee**, Taoyuan Hsien (TW)

* cited by examiner

Primary Examiner—Marcus A. Jackson

(**) Term: **14 Years**

(21) Appl. No.: **29/249,897**

(22) Filed: **Oct. 25, 2006**

(57) **CLAIM**

The ornamental design for LED bulb, as shown and described.

(51) **LOC (8) Cl.** **26-04**

(52) **U.S. Cl.** **D26/2**

(58) **Field of Classification Search** D26/1-4;
313/313, 315, 317, 318, 493; 315/52, 53,
315/56, 57, 58

See application file for complete search history.

DESCRIPTION

FIG. 1 is a perspective view of LED bulb showing my new design;

FIG. 2 is a front elevational view thereof;

FIG. 3 is a rear elevational view thereof;

FIG. 4 is a left side elevational view thereof;

FIG. 5 is right side elevational view thereof;

FIG. 6 is a top view thereof; and,


FIG. 7 is a bottom view thereof.

(56) **References Cited**

U.S. PATENT DOCUMENTS

D337,389 S * 7/1993 Levin et al. D26/2
D349,353 S * 8/1994 Gallant D26/2
D379,538 S * 5/1997 Gallant D26/2
D390,672 S * 2/1998 Seid D26/2

1 Claim, 7 Drawing Sheets






FIG. 1




FIG.2




FIG. 3

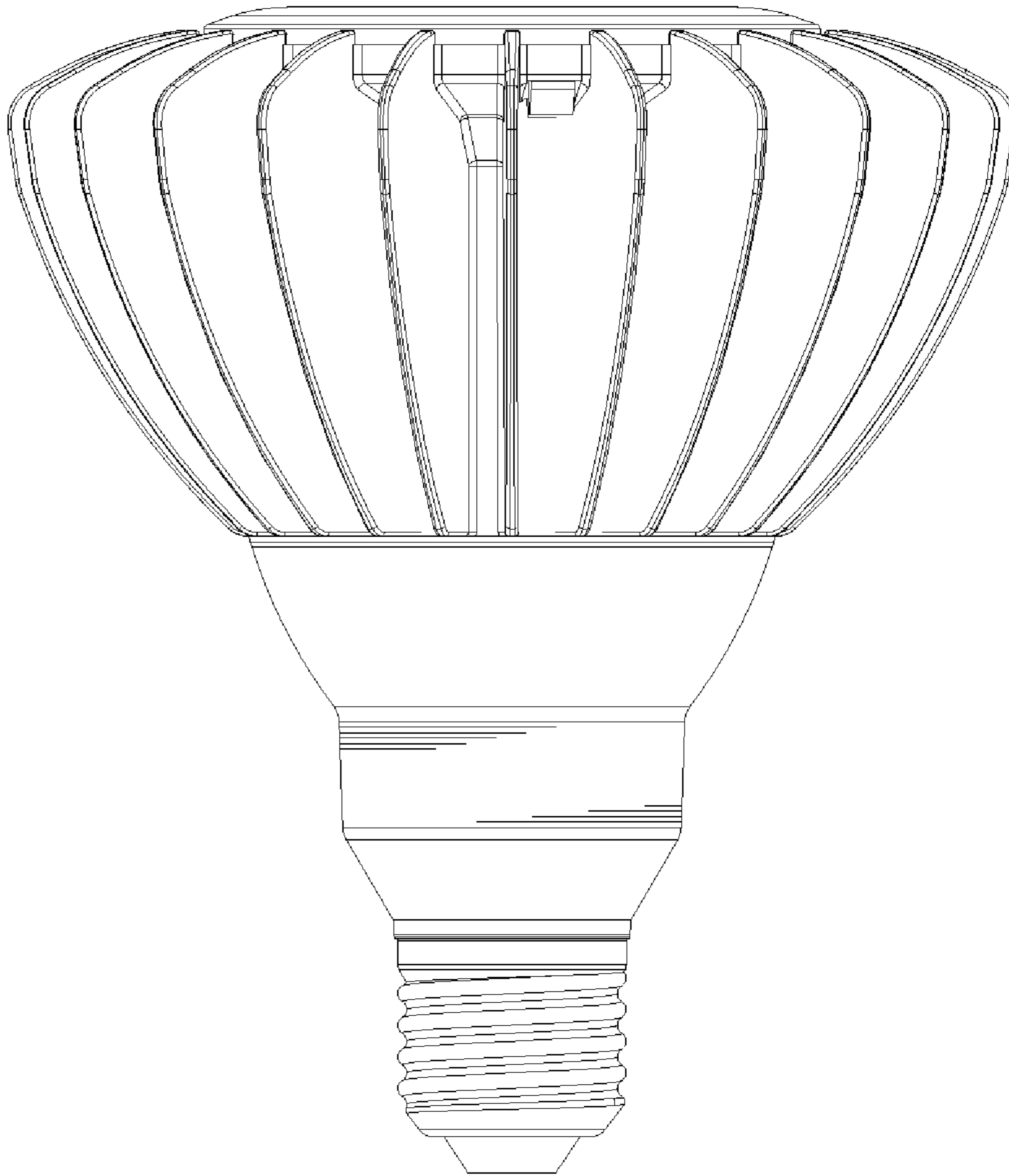


FIG. 4

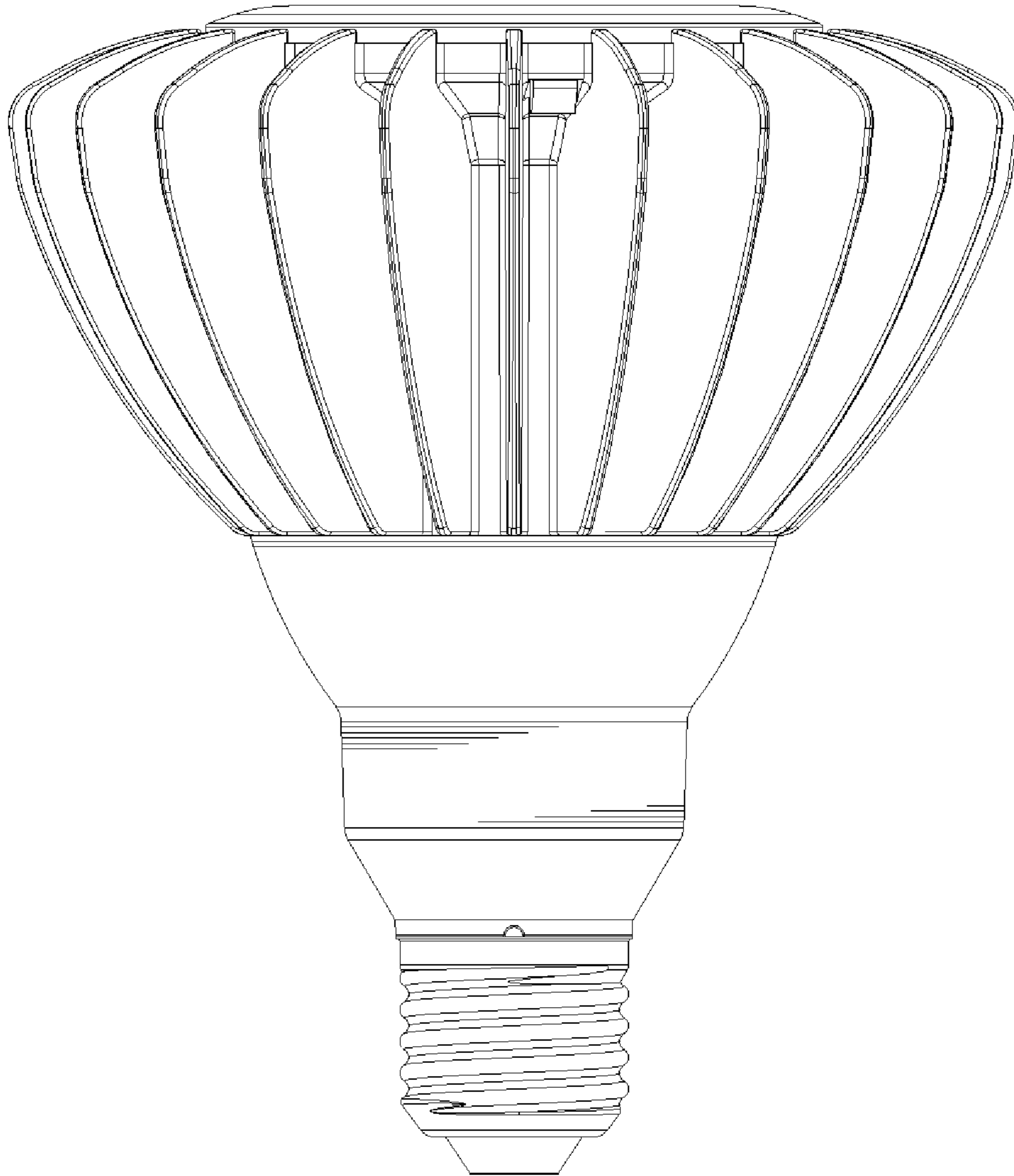


FIG.5

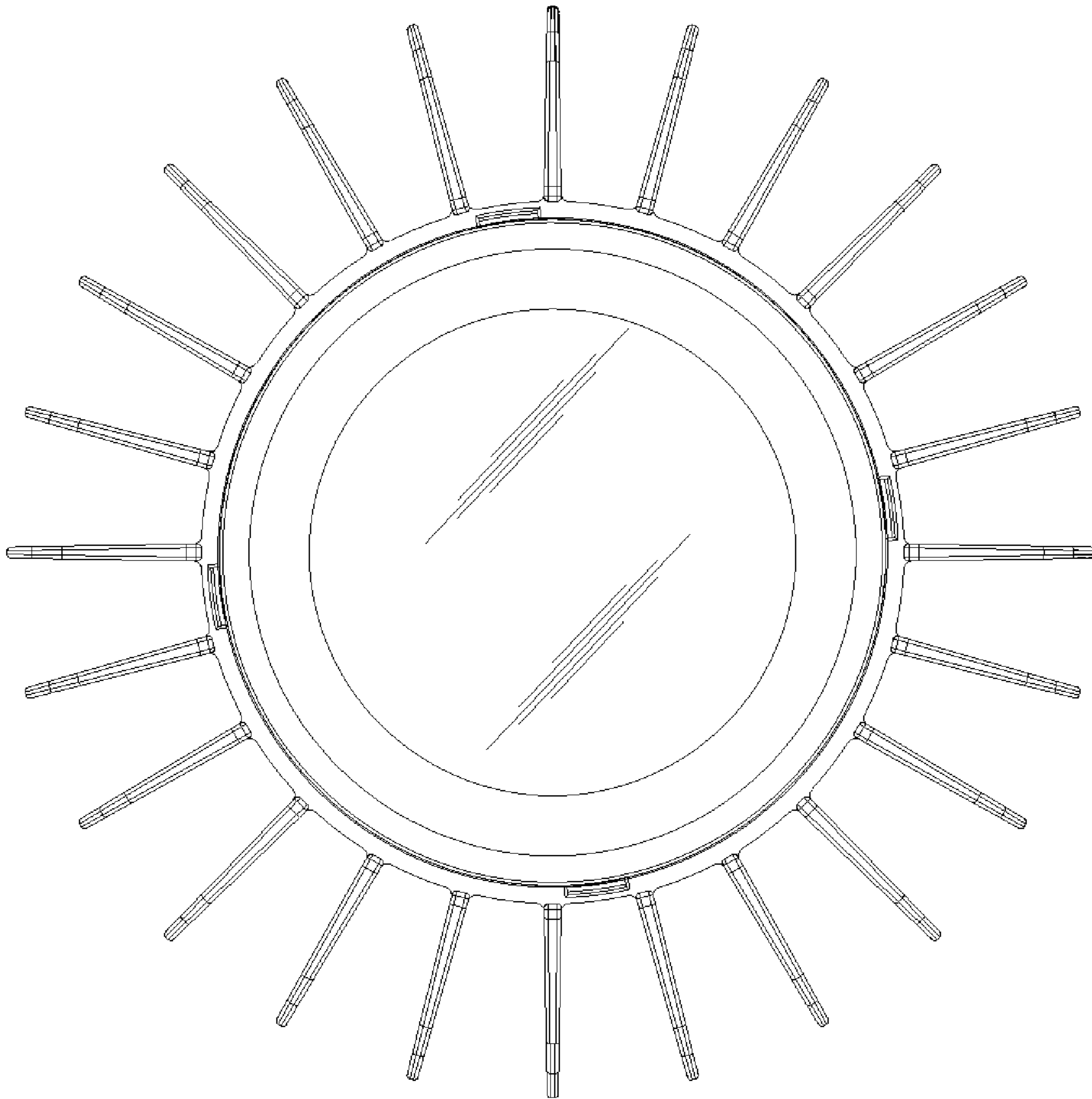


FIG. 6

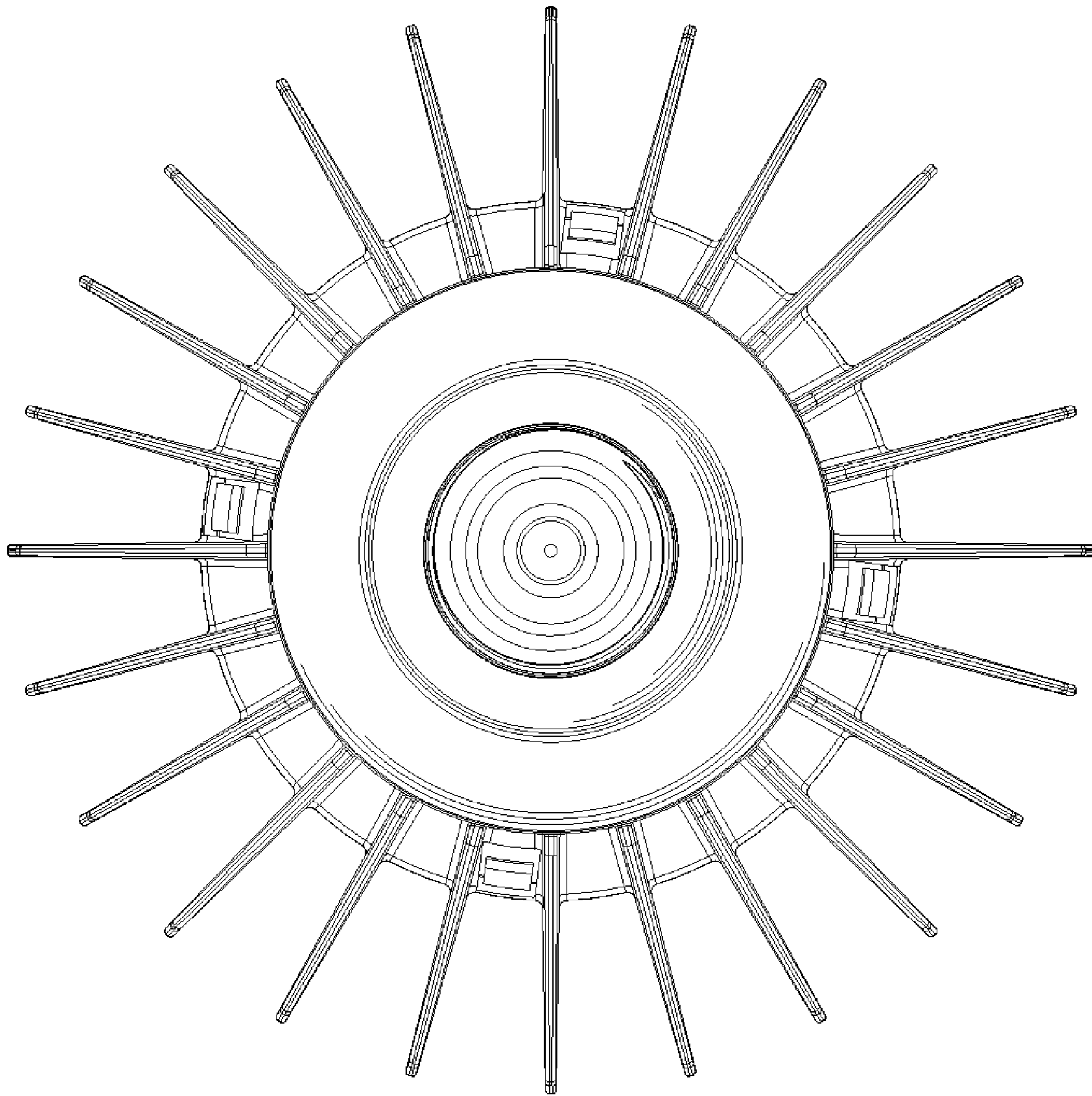


FIG. 7