



US00D546976S

(12) **United States Design Patent**
Ye

(10) **Patent No.:** **US D546,976 S**

(45) **Date of Patent:** **** Jul. 17, 2007**

(54) **FRAMING EXTRUSION**

(76) **Inventor:** **Jintian Ye**, 4507 Little John St.,
Baldwin Park, CA (US) 91706

(**) **Term:** **14 Years**

(21) **Appl. No.:** **29/264,013**

(22) **Filed:** **Aug. 2, 2006**

(51) **LOC (8) Cl.** **25-01**

(52) **U.S. Cl.** **D25/124**

(58) **Field of Classification Search** 52/204.1,
52/204.2, 213, 215, 208, 204.51, 656.5, 656.6;
49/DIG. 1, 504; D25/124, 125

See application file for complete search history.

(56) **References Cited**

U.S. PATENT DOCUMENTS

- 5,522,196 A * 6/1996 Conroy et al. 52/738.1
- D387,435 S * 12/1997 Goss D25/124
- D407,505 S * 3/1999 Hersh et al. D25/124

- D407,506 S * 3/1999 Hersh et al. D25/124
- D417,507 S * 12/1999 Oliver D25/124
- D428,164 S * 7/2000 Cole D25/124
- D493,542 S * 7/2004 Lockbeam D25/124

* cited by examiner

Primary Examiner—Doris Clark

(74) *Attorney, Agent, or Firm*—Clement Cheng

(57) **CLAIM**

The ornamental design for a framing extrusion, as shown and described.

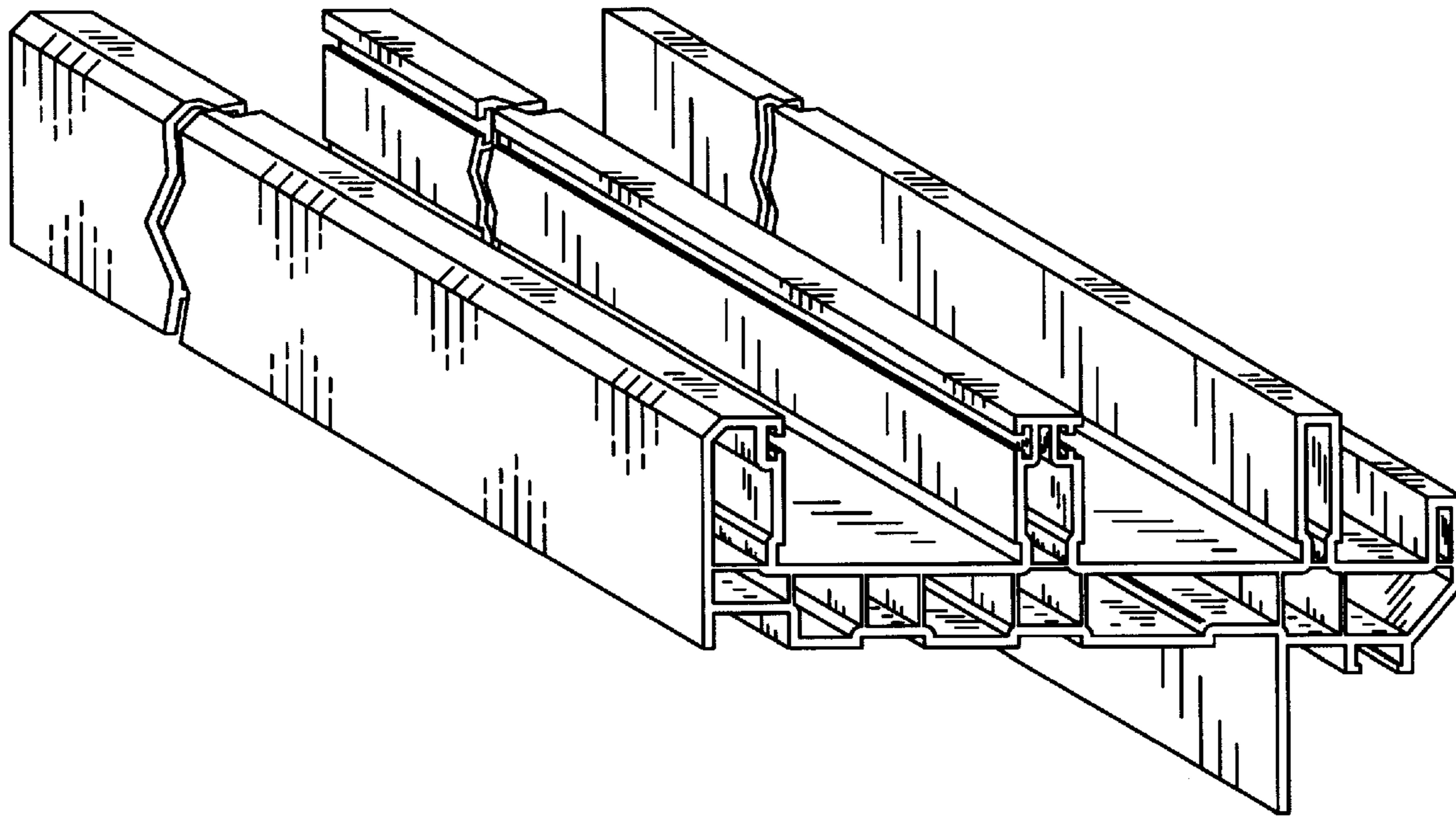
DESCRIPTION

FIG. 1 is a front perspective view of the framing extrusion; and,

FIG. 2 is an elevation view of the framing extrusion of FIG. 1.

The framing extrusion of FIG. 1 is broken away to indicate indefinite length.

1 Claim, 2 Drawing Sheets



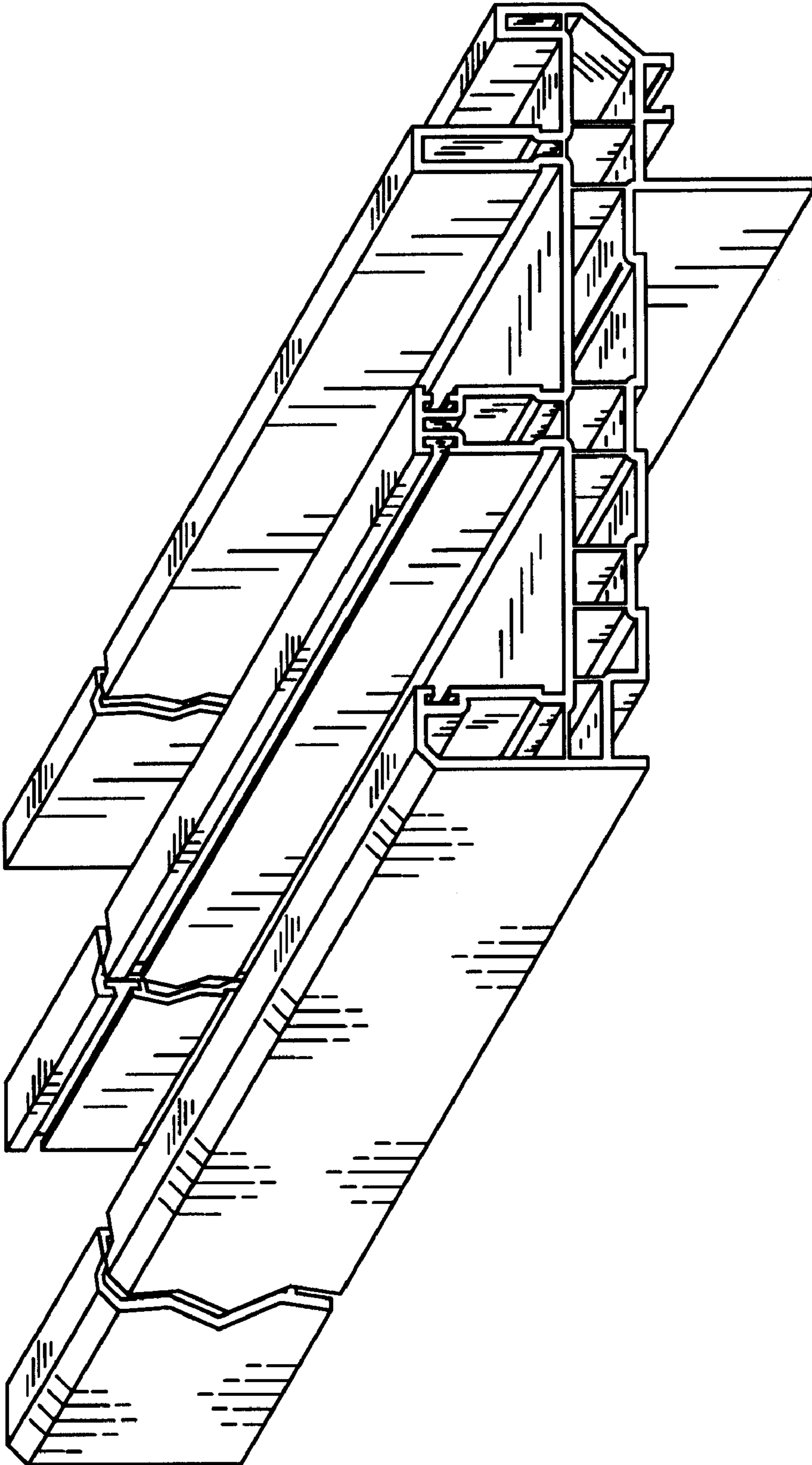


FIG. 1

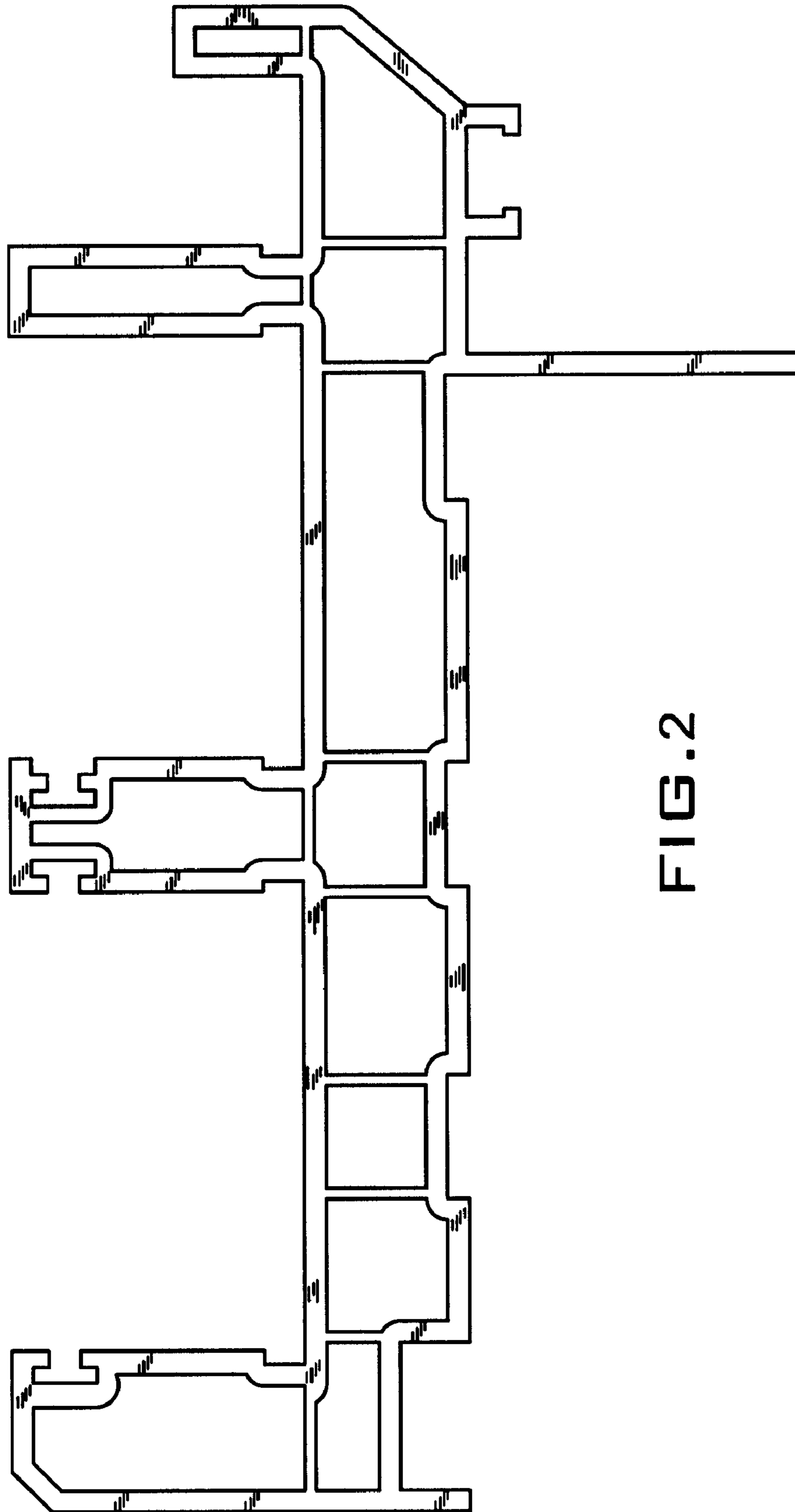


FIG. 2