



US00D546973S

(12) **United States Design Patent**
Halderman

(10) **Patent No.:** **US D546,973 S**

(45) **Date of Patent:** **** Jul. 17, 2007**

(54) **FENCE POST**

(57) **CLAIM**

(76) Inventor: **G. Alan Halderman**, 310 S. Main St.,
Eldorado, OH (US) 45321

The ornamental design of a fence post, as shown and described.

(**) Term: **14 Years**

DESCRIPTION

(21) Appl. No.: **29/256,656**

(22) Filed: **Mar. 24, 2006**

(51) **LOC (8) Cl.** **25-01**

(52) **U.S. Cl.** **D25/119**

(58) **Field of Classification Search** 256/65.08,
256/65.11, 65.15, 65.16, 59, 65.01, 68, 72,
256/65.02, 65.04; D25/38, 43, 39, 119, 121,
D25/126; 52/720.2, 721.5, 736.3, 736.4,
52/737.4, 737.5, 146, 170

See application file for complete search history.

FIG. 1 is a perspective view of a fence post showing my new design;

FIG. 2 is a front view thereof;

FIG. 3 is a rear view thereof;

FIG. 4 is a side view thereof, the opposite side view being a mirror image;

FIG. 5 is a top view thereof;

FIG. 6 is a bottom view thereof;

FIG. 7 is a perspective view of a second embodiment of my design;

FIG. 8 is a front view of the second embodiment;

FIG. 9 is a rear view of the second embodiment;

FIG. 10 is a side view of the second embodiment, the opposite side view being a mirror image;

FIG. 11 is a top view of the second embodiment; and,

FIG. 12 is a bottom view of the second embodiment.

The claimed design is broken along its shaft to indicate indeterminate length.

(56) **References Cited**

U.S. PATENT DOCUMENTS

D203,582 S *	2/1966	Hinrichs et al.	D25/121
6,158,919 A *	12/2000	Landes	404/9
6,588,732 B1 *	7/2003	Caceres et al.	256/19
D489,463 S *	5/2004	Barnett	D25/119

* cited by examiner

Primary Examiner—Doris Clark

(74) *Attorney, Agent, or Firm*—Jacox, Meckstroth & Jenkins

1 Claim, 2 Drawing Sheets

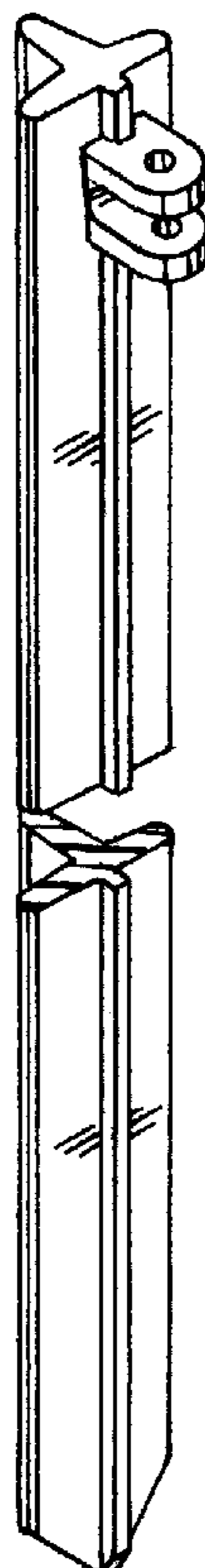


FIG-1

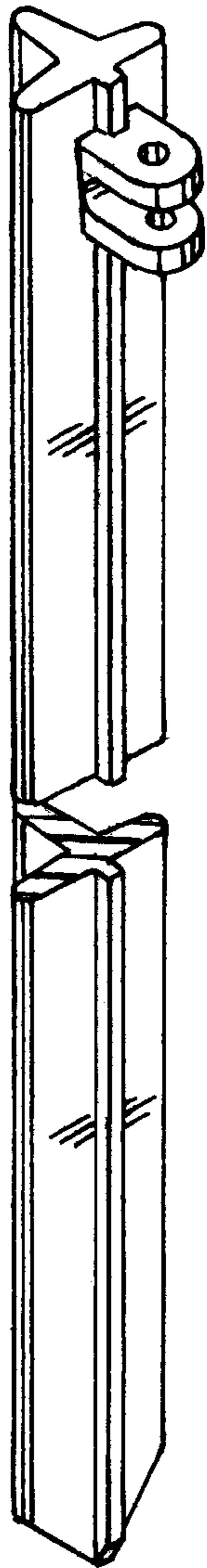


FIG-2

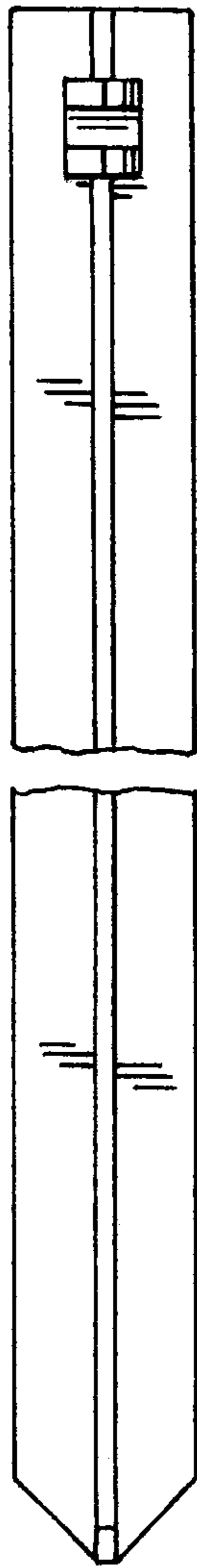


FIG-3




FIG-4




FIG-5

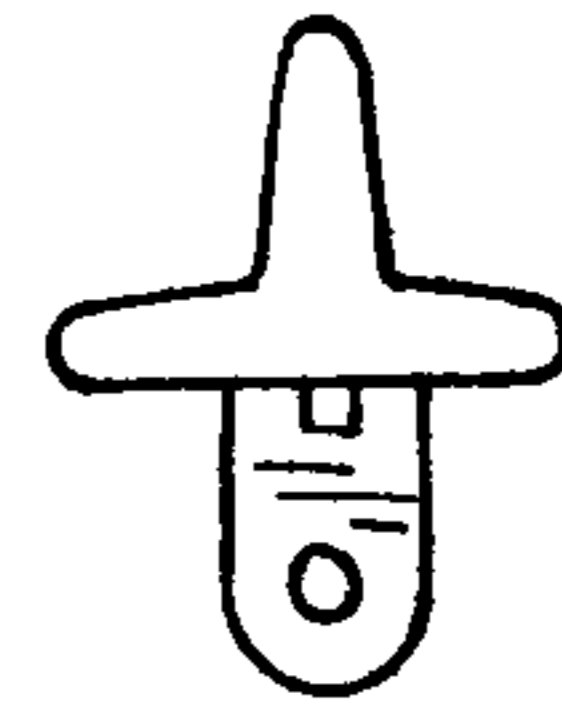


FIG-6

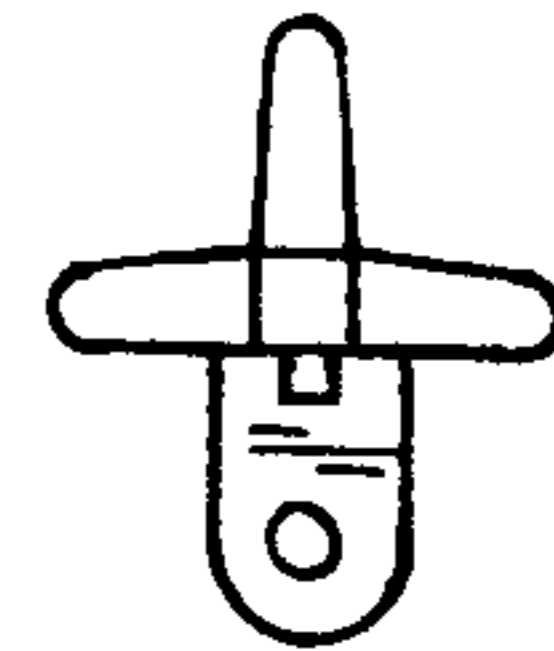


FIG-7

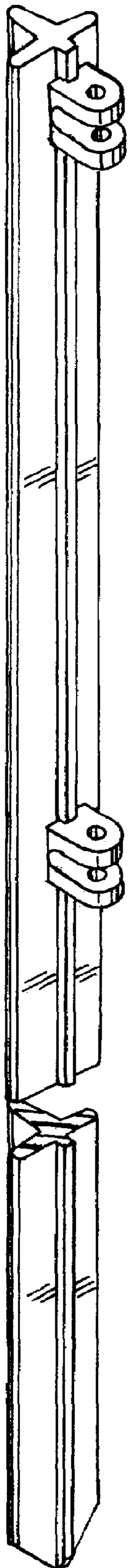


FIG-8

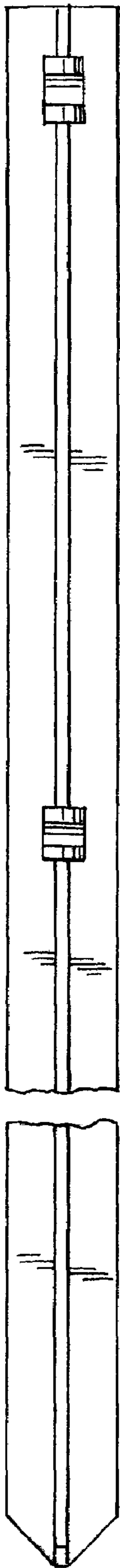


FIG-9




FIG-10

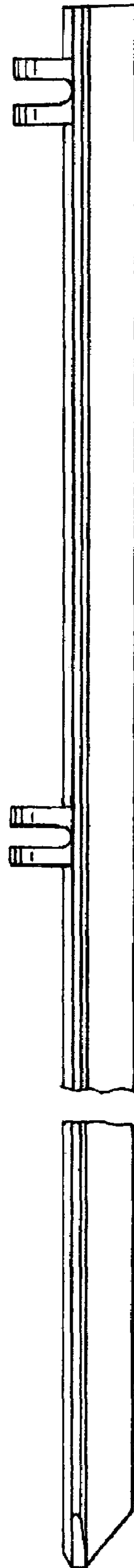


FIG-11




FIG-12

