

US00D546971S

(12) **United States Design Patent** (10) **Patent No.:** **US D546,971 S**
Bell et al. (45) **Date of Patent:** **** Jul. 17, 2007**

(54) **TOILET PARTITION ASSEMBLY**

(75) Inventors: **Jeffrey Scott Bell**, Ancaster (CA);
Allan Patrick Smith, Hamilton (CA);
Gary Phillip Greenway, Waterdown
(CA)

(73) Assignee: **Hadrian Manufacturing Inc.**,
Burlington, ON (CA)

(**) Term: **14 Years**

(21) Appl. No.: **29/189,115**

(22) Filed: **Aug. 29, 2003**

(51) **LOC (8) Cl.** **25-02**

(52) **U.S. Cl.** **D25/58**

(58) **Field of Classification Search** D25/58,
D25/48, 138; 49/163, 503, 504; 4/476;
52/239, 243.1

See application file for complete search history.

(56) **References Cited**

U.S. PATENT DOCUMENTS

D452,329 S * 12/2001 Marshall et al. D25/58
6,370,706 B1 * 4/2002 Walraven 4/321

OTHER PUBLICATIONS

Hadrian Manufacturing Inc., "Quality Metal Toilet Compartments",
promotional brochure, Aug. 1996, pp. 1-8.
Hadrian Manufacturing Inc., "Metal Toilet Partitions", promotional
brochure, Oct. 2000, pp. 1-8.

* cited by examiner

Primary Examiner—Doris Clark

(74) *Attorney, Agent, or Firm*—Dowell & Dowell, P.C.

(57) **CLAIM**

We claim, the ornamental design for a toilet partition assembly, as shown and described.

DESCRIPTION

The claimed toilet partition assembly is used for partitioning in restrooms, washrooms and the like.

FIG. 1 is a top right perspective view of a toilet partition assembly;

FIG. 2 is a top left perspective view of the toilet partition assembly;

FIG. 3 is an enlarged top view of one of the doors of the toilet partition assembly;

FIG. 4 is an enlarged front view of the upper portion of the door shown in FIG. 3;

FIG. 5 is an enlarged perspective view of the door shown in FIGS. 3 and 4;

FIG. 6 is an enlarged elevation view of the panel of the toilet partition assembly;

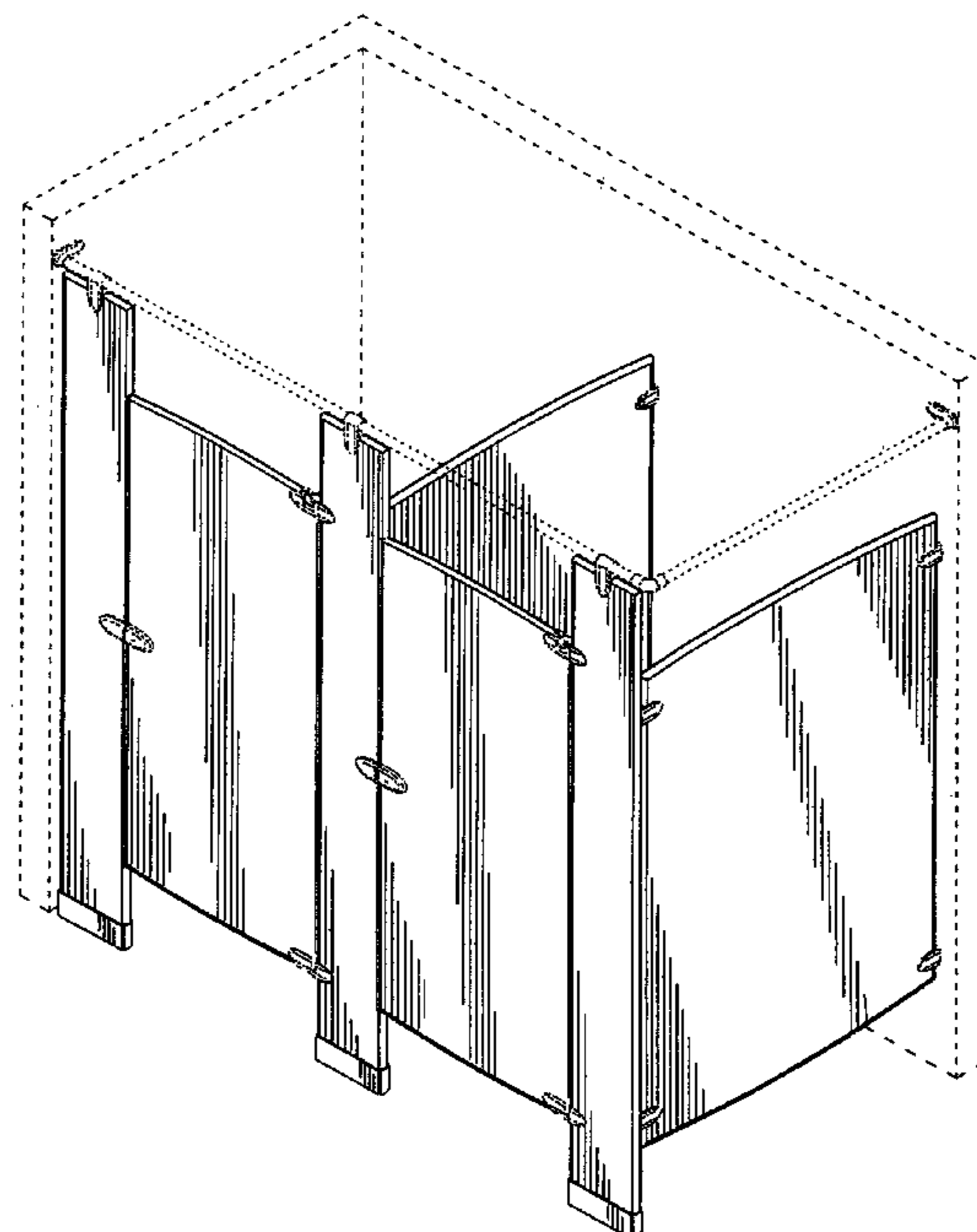
FIG. 7 is an enlarged perspective view of the panel shown in FIG. 6;

FIG. 8 is a cross-sectional view of the door and pilaster group of the toilet partition assembly, taken along line 8—8 in FIG. 9; and,

FIG. 9 is an elevation view of the door and pilaster group of the toilet partition assembly shown with the hinge assembly removed.

The features shown in dotted or broken lines and the fastening or latching hardware (e.g., hinge assemblies, latch assemblies, brackets, head rails, head rail elbows) are not part of the claimed invention.

1 Claim, 7 Drawing Sheets



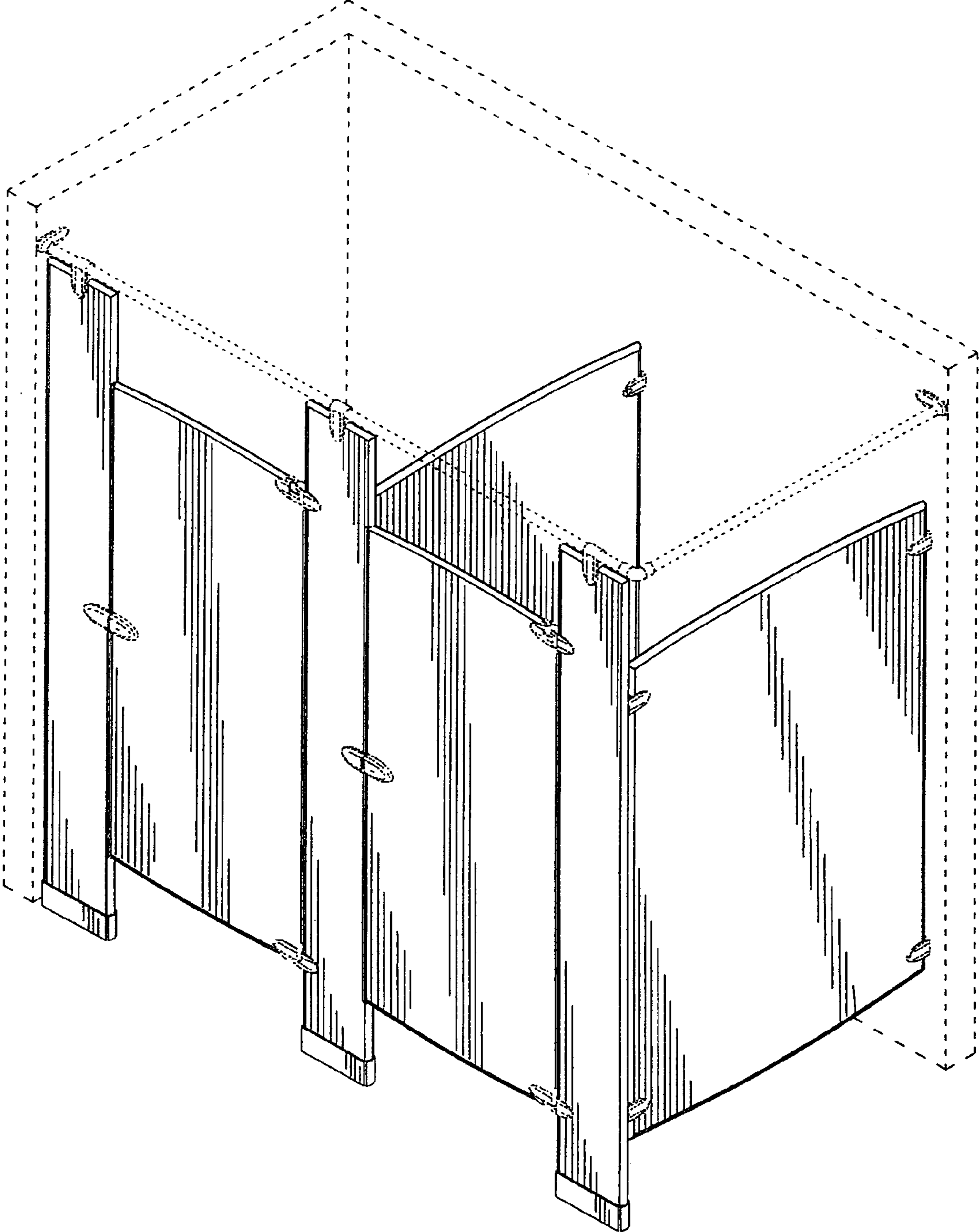


FIG. 1

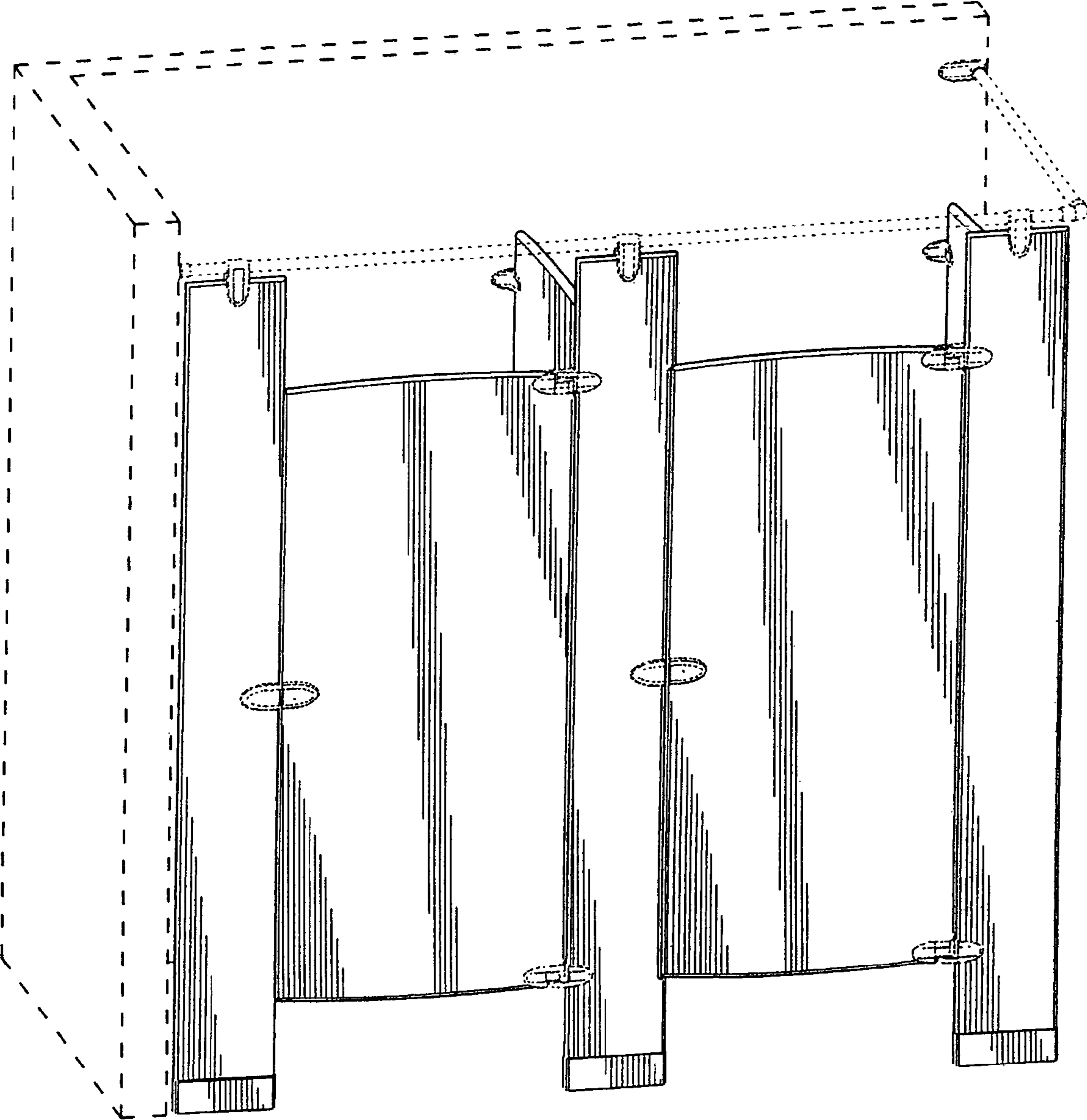


FIG.2

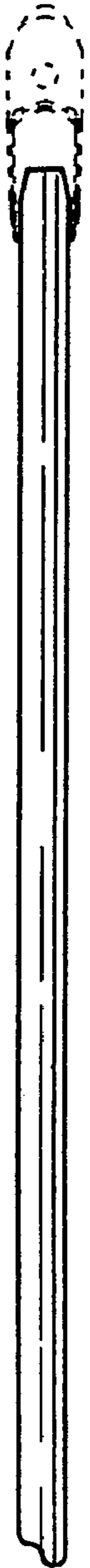


FIG. 3




FIG. 4

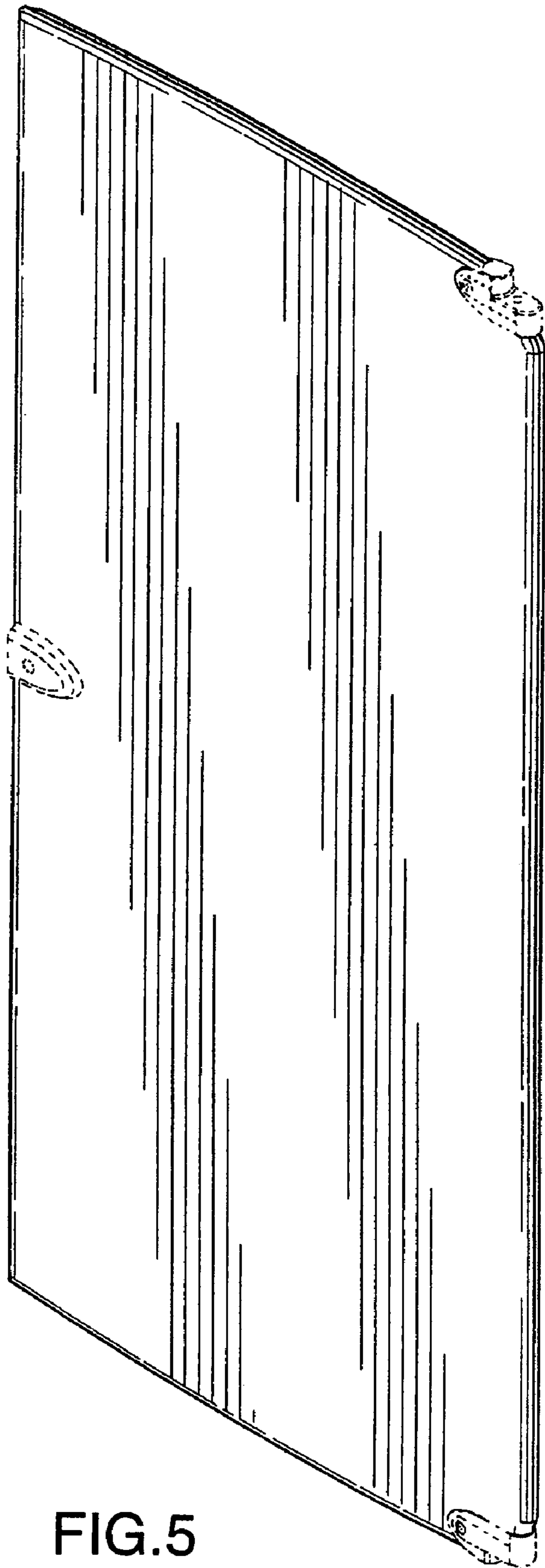


FIG.5




FIG.6




FIG.7




FIG. 8

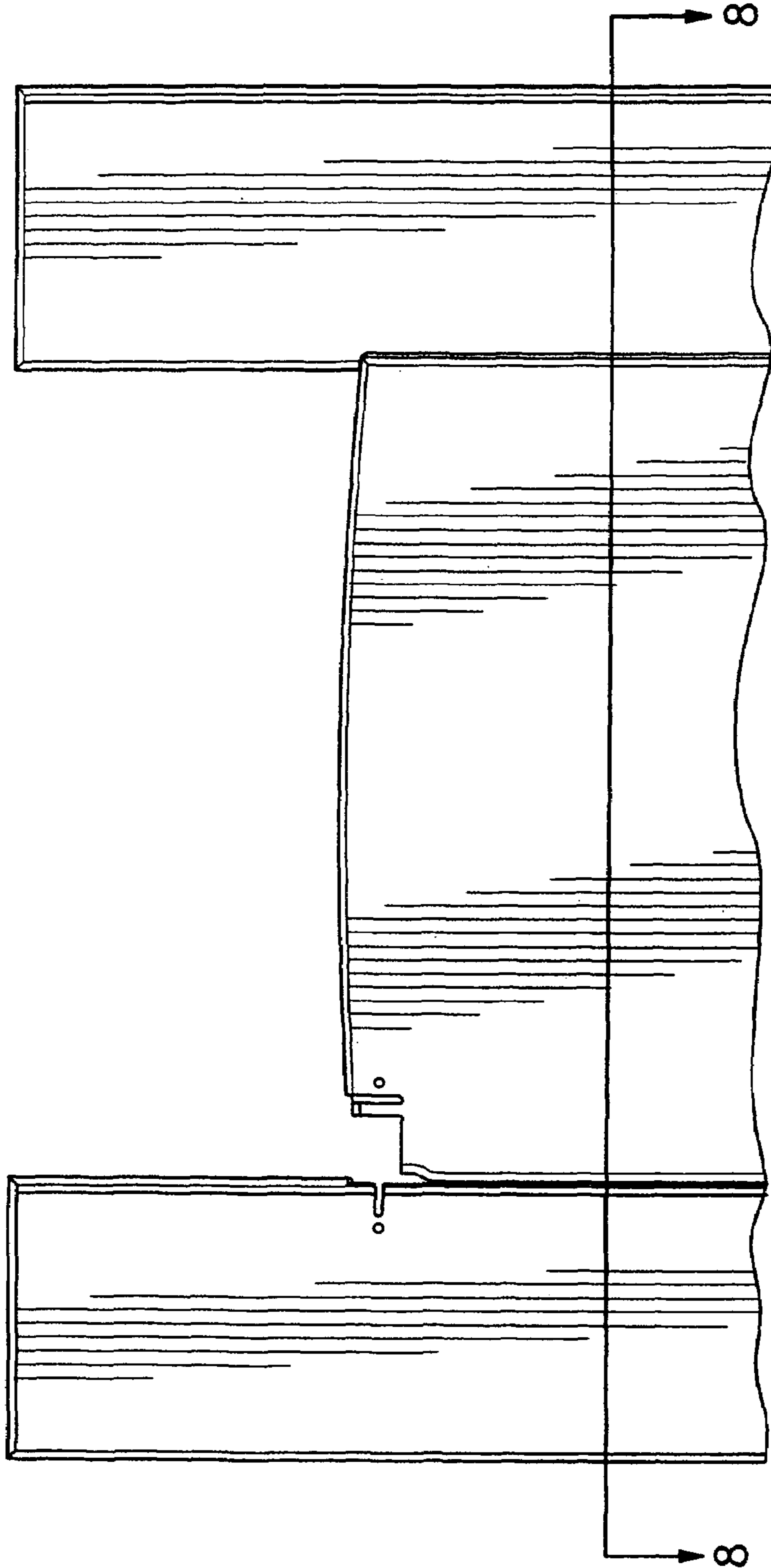


FIG. 9